



EF 450 Series Flake ICE Maker

- ✓ Produces up to 472 lbs. (215 Kgs.)* of ICE per day
- ✓ Self-contained insulated storage available in 143 lbs. (65 Kgs), 213 lbs. (97 Kgs.) or 315 lbs. (143 Kgs.)
- ✓ Constructed from sturdy, corrosion-resistant 300 series stainless steel
- ✓ Ultra-low profile - 41 inches (1041 mm) tall
- ✓ Available with an air-cooled condenser



***ICE-O-Matic® is the Best ICE Making Solution for:
Hard Water, Food Safety and Tight Spaces***

Problem

Optimal Bin Storage

Bin not large enough?

Tight-Fitting Spaces

Kitchen space utilization

Operating Environments

Built to last?

Dirty Air Filter

Forget to change the air filter?

Solution

Multiple Solutions

Storage of 143 pounds, 213 pounds or 315 pounds of flaked ICE

Maximum ICE

Maximum ICE production in a minimum amount of space with an ultra-low profile:

- 41 inches tall
- Air intake only on one side
- Choice of 32, 38 or 48 inches wide

ICE-O-Matic® Tough

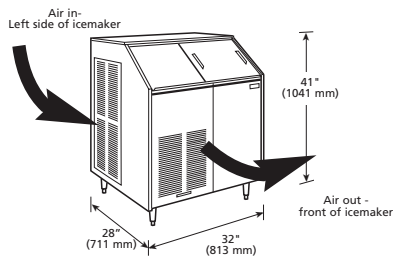
Constructed with a brass evaporator and rugged stainless steel transport system enclosed in polyurethane insulation

Filter-Free Air

No air filter to change

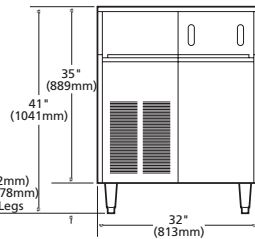
EF 450 Series Flake ICE Maker Self-Contained

Dimensions and Air Flow

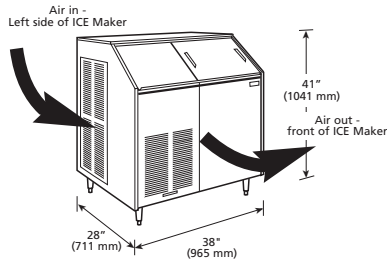
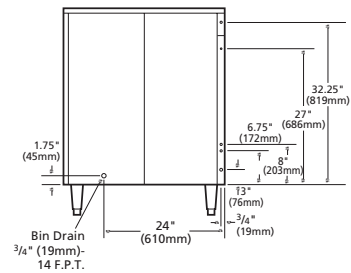


32" Width

32" front view

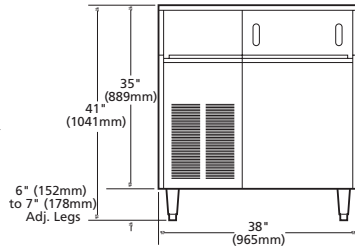


32" back view

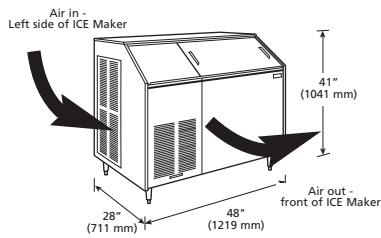
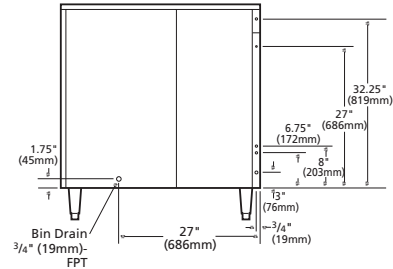


38" Width

38" front view

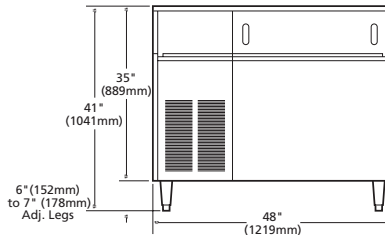


38" back view

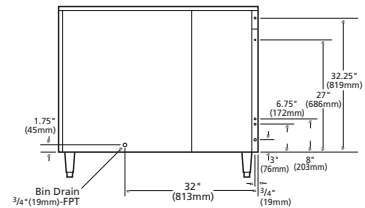


48" Width

48" front view



48" back view



ICE PRODUCTION CHART POUNDS (KILOGRAMS) PER 24 HOURS

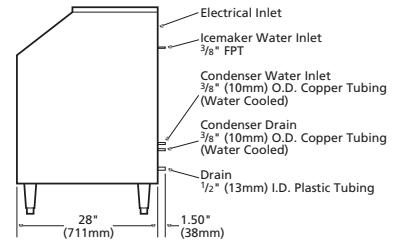
		EF 450		
Conds. Unit	Air Temp. °F (°C)	Water Temp. °F (°C)		
		80° (27°)	70° (21°)	50° (10°)
Air Cooled	90° (32°)	335 (152)	360 (164)	405 (184)
	80° (27°)	371 (168)	399 (181)	438 (199)
	70° (21°)	399 (181)	429 (195)	472 (215)

All specifications and performance data are subject to normal manufacturing variances.

OPERATING LIMITS

Ambient Temp. Range	Air & Water	50° - 110°F (10° - 43°C)
Water Temp. Range		40° - 100°F (4.5° - 38°C)
Water Pressure Ice Maker	Min.	20 psi (1.4 bar)
Water in	Max.	60 psi (6.9 bar)
Condenser Inlet Water (Water cooled only)	Min.	20 psi (1.4 bar)
	Max.	60 psi (6.9 bar)

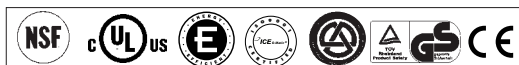
32", 38", 48" side view



ORDERING AND SPECIFICATION INFORMATION

Model No.	Cab Size Width (mm)	Application Bin Storage Lbs. (Kgs.)	Cond. Unit	ICE Production per 24 hrs. at 70° Air/50° Water lbs. (Kgs.)	ICE Production per 24 hrs. at 90° Air/70° Water lbs. (Kgs.)	Water Used-Gals. (Lits.) per 100 lbs. of ICE 90° Air/70° Water		Kilowatts Used per 100 lbs. of ICE 90° Air 70° Water	Btuh	Voltage Characteristics	No. of Wires	Min. Circuit Amp.	Max. Fuse Size	Shipping Weight lbs. (Kgs.)
						ICE Prod. Use	Cond. Use							
EF450A32S	32 (813)	143 (65)	Air	472 (215)	361 (164)	12.0 (45)	n/a	5.8	5261	115/60/1	3	14.2	15	250 (114)
EF450A38S	38 (965)	213 (97)	Air	472 (215)	360 (164)	12.0 (45)	n/a	5.8	5261	115/60/1	3	14.2	15	260 (118)
EF450A48S	48 (1219)	315 (143)	Air	472 (215)	360 (164)	12.0 (45)	n/a	5.8	5261	115/60/1	3	14.2	15	300 (136)

Please note: air-cooled units require 6" (152 mm) clearance for air intake and exhaust.



We reserve the right to make changes in design and construction at any time without obligation.
2003© ICE-O-Matic Rev Code: 2001A-07/03-55

ICE o-Matic®

ICE-O-Matic 11100 E. 45th Avenue, Denver, CO 80239
Tel. 303 371-3737 Fax. 303 371-6296 www.iceomatic.com