

# COOPER LIGHTING - METALUX®

## DESCRIPTION

The IA Series is an energy efficient family of light duty industrials that feature premium performance and durability. The series incorporates sturdy embossed reflectors that precisely direct and effectively control light. The IA Series can be installed using various mounting methods and numerous options and accessories are available. The series is available with both Apertured (IA) and Closed Top (IC) reflector combinations.

The IA Series can be utilized in simple task and area lighting and industrial applications.

Catalog #		Type
Project		
Comments		Date
Prepared by		

## SPECIFICATION FEATURES

### A ... Construction

Channel is code gauge prime cold rolled steel. Numerous KOs for ease of installation. End plate quickly connects to channel connector for continuous row alignment. Lampholder mounting brackets are easily inserted with snap-in action.

### B ... Electrical\*

Ballast are CBM/ETL Class "P" and positively secured by mounting bolts. Spring loaded lampholders. UL/CUL listed. Suitable for damp locations.

### C ... Finish

Multistage iron phosphate pretreatment ensures maximum bonding and rust inhibitor. Lighting grade, baked white enamel finish.

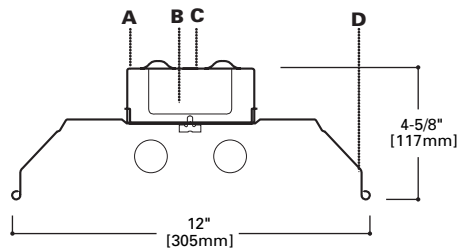
### D ... Reflectors

Die formed prime steel, code gauge. Formed edges for added strength. All reflectors 4' sections. 12" width Reflectors secured with quarter-turn fasteners. Baked white enamel. Standard with 8% uplight (IA). Closed top reflector (IC). Optional industrial fixtures are available incorporating silver technology enhancements. (SilverLining)

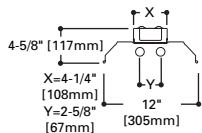


**IA, IC**  
248  
296  
296T8

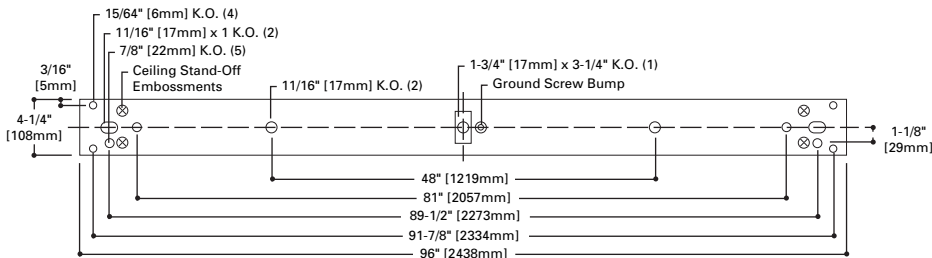
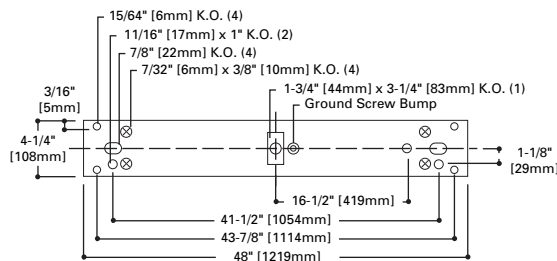
**4' or 8' INDUSTRIAL  
2 LAMP  
SLIMLINE  
Light Duty Industrial**



## LAMP CONFIGURATIONS



## MOUNTING DATA



## ENERGY DATA

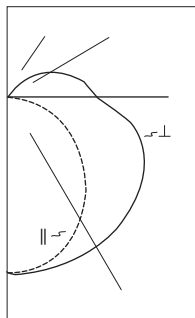
Input Watts:  
**EB Ballast & STD Lamps**  
 248 (74)  
 296 (136)  
 296T8 (110)  
**ES Ballast & STD**  
 296 (158)  
**STD Ballast & STD Lamps**  
 248 (102)  
 Luminaire Efficacy Rating  
**LER = FL-84**  
**Catalog Number: IA-296T8**  
**Yearly Cost of 1000 lumens,**  
**3000 hrs at .08 KWH = \$2.86**

\*Reference the lamp/ballast data in the Technical Section for specific lamp/ballast requirements.

LAMPS CONTAIN MERCURY. DISPOSE ACCORDING TO LOCAL, STATE OR FEDERAL LAWS

**LINEAR DISCONNECT**  
 Safe and convenient means of disconnecting power





**IA-296T8**  
Energy Saving  
Ballast

F96T8/SPX35 Lamps  
5950 Lumens

Spacing criterion:  
(II) 1.3 x mounting  
height, (⊥) 1.5 x  
mounting height

Efficiency 89.4%

Test Report:  
IA296T8.IES

LER = FI-84

Yearly Cost of 1000  
lumens, 3000 hrs at  
.08 KWH = \$2.86

**Coefficients of Utilization**

rc	Effective floor cavity reflectance																		
	80%				70%				20%										
rw	70	50	30	10	70	50	30	10	50	30	10	50	30	10	50	30	10	0	
<b>RCR</b>	0	105	105	105	105	102	102	102	102	96	96	96	90	90	90	86	86	86	83
<b>1</b>	95	90	86	83	92	88	84	81	83	80	77	78	76	73	74	72	70	68	
<b>2</b>	85	78	71	65	82	75	69	64	71	66	62	67	63	59	64	60	57	55	
<b>3</b>	77	67	59	53	74	65	58	52	62	56	51	58	53	49	55	51	47	45	
<b>4</b>	70	59	50	44	68	57	49	43	54	47	42	51	46	41	49	44	40	37	
<b>5</b>	64	52	44	37	62	51	43	37	48	41	36	46	40	35	43	38	34	32	
<b>6</b>	59	46	38	32	57	45	37	32	43	36	31	41	35	30	39	34	29	27	
<b>7</b>	54	42	34	28	52	41	33	28	39	32	27	37	31	26	35	30	26	24	
<b>8</b>	51	38	30	25	49	37	30	24	35	29	24	34	28	23	32	27	23	21	
<b>9</b>	47	35	27	22	45	34	27	22	32	26	21	31	25	21	30	24	20	19	
<b>10</b>	44	32	25	20	43	31	24	20	30	24	19	29	23	19	27	22	18	17	

**Zonal Lumen Summary**

Zone	Lumens	%Lamp	%Fixture
0-30	2152	18.1	20.2
0-40	3653	30.7	34.3
0-60	7182	60.3	67.5
0-90	9903	83.2	93.1
90-180	735	6.2	6.9
0-180	10637	89.4	100.0

**Candela**

Angle	Along II	45°	Across ⊥
0	2668	2668	2668
10	2647	2619	2675
20	2521	2549	2640
30	2325	2441	2640
40	2052	2315	2619
50	1716	2171	2535
60	1303	1936	2199
70	847	1429	1359
80	336	473	259
90	8	29	22
100	3	160	174
110	3	296	336
120	5	220	438
130	6	113	284
140	8	26	139
150	9	11	27
160	8	8	11
170	8	6	8
180	7	7	7

**ORDERING INFORMATION**

Sample Number: IA-296T8-120V-EB81-U

<b>Tandem</b> Blank = 4' Length 8T = 8' Length	<b>SilverLining 1</b> SS=Silver-Lining Housing and Ballast Cover	<b>Number of Lamps</b> 2 Lamps (Not Included)	<b>Ballast Type 2</b> LE3=T12 Magnetic Energy Saving EB=Electronic Instant Start ER=T8 Electronic Program Rapid Start. Total Harmonic Distortion < 10%	<b>Options</b> /PLUS=Higher Ballast Factor > 1.13. Total Harmonic Distortion < 20% RIF1 =Radio Interference Suppressor 6-3/18 SJT-C&P-L515P=Cord & Plug (120V) 6-3/18 SJT-C&P-L715P =Cord & Plug (277V) TILW=Tandem In Line Wiring Option (Consult TILW Option Catalog Page) POX =Porlux Finish PI/CPI =Plug-In Option
<b>Series</b> IA=Apertured Reflector IC=Closed Top Reflector ICW=Extra Wide Channel Reference STW Series with Symmetric Reflector		<b>Wattage</b> 48 =40W T12 SL (48") 96 =75W T12 SL (72") 96T8 =59W T8 SL (96")	<b>Lamp Size</b> 2=T12 8=T8	<b>Packaging</b> U=Unit Pack 4B=4 Bulk Packing
		<b>Voltage 2</b> 120V =120 Volt 277V =277 Volt 347V =347 Volt UNV=Universal Voltage <sup>3</sup> 120-277	<b>Number of Ballasts</b> 1=1 Ballast 2=2 Ballast	
		<b>Options</b> GL=Single Element Fuse GM=Double Element Fuse Emergency =EM Installed		

Notes: 1 Silver lining not available on fixtures with HO.  
2 Products also available in non-US voltage and frequencies for international markets  
3 Not available when specifying emergencies, voltage must be specific

**SHIPPING INFORMATION**

Catalog No.	Wt.
IA-248	16 lbs.
IA-296T8	30 lbs.

**ACCESSORIES (Order Separately)**

- A1B/Spacer-U=Spacer 1-1/2" to 2-1/2" from ceiling (Use 2 per fixture)
- GRP-SS=Gripper Hanger (Use 2 per fixture)
- SCF=Fixed Stem Set (Specify Length)
- SCS=Swivel Stem Set (Specify Length)
- SCA=Adjustable 48" Stem Set
- AYC=Chain/Set-U=Chain Hanger Set (Use 1 set per fixture)
- WG/IC-4FT-U<sup>2</sup>=Wire Guard
- CLC=Special Connector

(Additional Accessories Available. See Options and Accessories Section).