

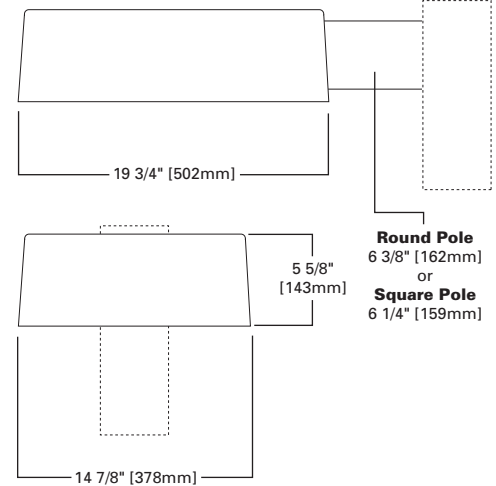
# UCS CONCOURSE III

ARCHITECTURAL AREA LUMINAIRE

70-400W  
MH/HPS/SMH/MERCURY



STREETWORKS™



**LATCHES**

Two spring-steel quick release latches on housing for toolless entry.

**SOCKET**

Porcelain mogul-base lamp socket with spring-loaded center contact.

**HOUSING**

One-piece, die-cast aluminum housing features aesthetically pleasing soft-corner design. ANSI wattage/source label.

**GASKETING**

Closed cell gas-filled high temperature silicone gasketing completely seals optical system from dirt, bugs or other foreign material.

**LENS**

Thermal shock- and impact-resistant clear tempered glass.

**OPTICS**

One-piece hydroformed anodized aluminum reflectors provide five different optical distributions and sharp cutoff control. Optional high performance segmented optical modules available. Also available with the "SL" Spill Light Eliminator optic for house side light control.

**MOUNTING**

Universal mounting clamp concealed in housing fits 1 1/2" to 2 3/8" O.D. horizontal tenons without adapters. Provides a +5° vertical leveling adjustment.

**BALLAST**

Easily removable high power factor ballast is standard.

**FINISH**

Standard polyester powder coat finish in bronze. For more color options see optional colors or consult your Streetworks representative for more information.

**ORDERING INFORMATION**

**SAMPLE NUMBER:** UCS10SR223D4

PRODUCT FAMILY	LAMP WATTAGE	LAMP TYPE <sup>2</sup>	BALLAST TYPE <sup>2</sup>	VOLTAGE <sup>2</sup>	DISTRIBUTION	OPTIONS + ACCESSORIES (See Below)
UCS=Concourse III	70=70W 10=100W 15=150W <sup>1</sup> 24=250/400W 25=250W 40=400W 42=400/250W	S=High Pressure Sodium V=Mercury M=Metal Halide <sup>3</sup> R=SMH	H=Reac./HPF N=Hi. Reac./NPF P=Hi. Reac./HPF R=Reac./NPF W=CWA C=CWI K=10KV CWA	2=120V 0=208V 4=240V 7=277V 8=480V W=Multi-Tap wired 120V N=Multi-Tap wired 277V V=Multi-Tap wired 240V	2D=Type II MCO 3D=Type III MCO 4D=Forward Throw 5D=Type V MCO 2S=Type II Segmented 3S=Type III Segmented 4S=Type IV Segmented 5S=Type V Segmented SL=Spill Light Eliminator	

**OPTIONS + ACCESSORIES** [Must be listed in the order shown and separated by a dash]

- OPTIONS** (add as suffix)  
 1=Single Fused, Internally Mounted (120 or 277V)  
 2=Double Fused, Internally Mounted (208, 240, or 480V)  
 4=Photocontrol Receptacle <sup>4</sup>  
 WH=White  
 BK=Black  
 AP=Grey  
 DP=Dark Platinum  
 GM=Graphite Metallic  
 H=Plug-in Starter Receptacle  
 K=Level Indicator  
 P=Button Photocontrol  
 U=U.L. Listed  
 V=Vandal Shield

- ACCESSORIES** (order separately)  
 OA/RA1016=105V-285V Photocontrol  
 OA1013=Shorting Cap  
 CA11=House Side Shield Type II & III  
 CA18=House Side Shield Type IV  
 OA1221=TufGuard Vandal Shield

**OPTIONAL COLORS** [Standard color is bronze, other finish colors available. Consult your Cooper Lighting representative]

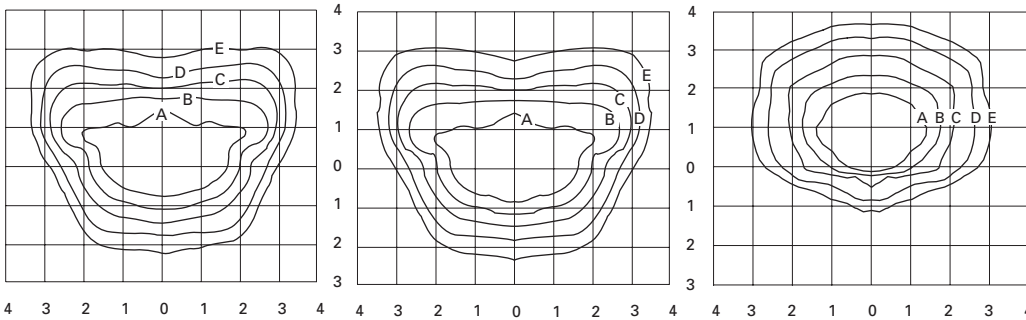


**SHIPPING DATA**

Approximate Net Weight:  
34 lbs. (15.42 kgs.)

**NOTE:** 1 150W units are for S55 Lamps. 2 Refer to technical section for lamp/ballast/voltage compatibility. 3 Takes ED28 lamp in 400W. 4 Not available with segmented reflectors.

PHOTOMETRICS [Complete IES files available at www.cooperlighting.com]



**UCS40S2D.IES**  
400-Watt HPS  
50,000-Lumen Lamp  
Type II

**UCS40S3D.IES**  
400-Watt HPS  
50,000-Lumen Lamp  
Type III

**UCS40MSL.IES**  
400-Watt MH  
40,000-Lumen Lamp  
SLE-Spill Light Eliminator

**FOOTCANDLE TABLE**

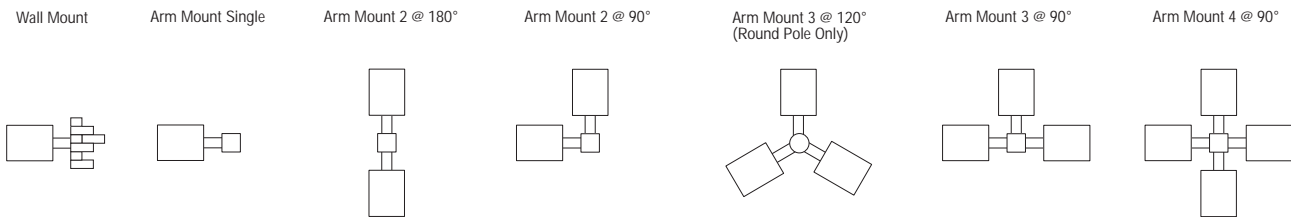
Select mounting height and read across for footcandle values of each isofootcandle line. Distance in units of mounting height.

Mounting Height	Footcandle Values for Isofootcandle Lines				
	A	B	C	D	E
<b>UCS40S2D.IES</b>					
25'	2.88	1.44	0.77	0.38	0.17
30'	2.00	1.00	0.50	0.25	0.10
35'	1.50	0.75	0.37	0.18	0.07

<b>UCS40S3D.IES</b>					
25'	2.88	1.44	0.77	0.38	0.17
30'	2.00	1.00	0.50	0.25	0.10
35'	1.50	0.75	0.37	0.18	0.07

<b>UCS40MSL.IES</b>					
25'	2.88	1.44	0.77	0.38	0.17
30'	2.00	1.00	0.50	0.25	0.10
35'	1.50	0.75	0.37	0.18	0.07

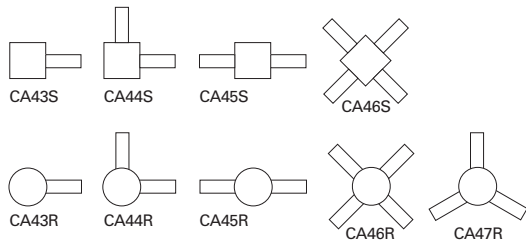
MOUNTING CONFIGURATIONS



UCS	DRILL PATTERN "E"	SINGLE [W/Arm where applicable]					
		2 @ 180°	2 @ 90°	3 @ 90°	3 @ 120°	4 @ 90°	
UCS	"E"	1.1	2.2	2.2	3.1	3.1	3.55

TOP MOUNTING FOR SQUARE AND ROUND POLES [order separately]

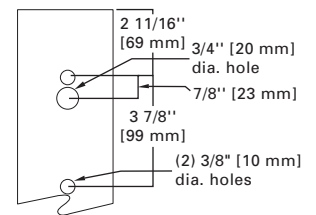
Accommodates 2 3/8"—3" O.D. vertical tenons (arm included). Catalog number includes slipfitter and mounting arm(s). Square unit height is 6 1/4". Round unit height is 6 3/4".



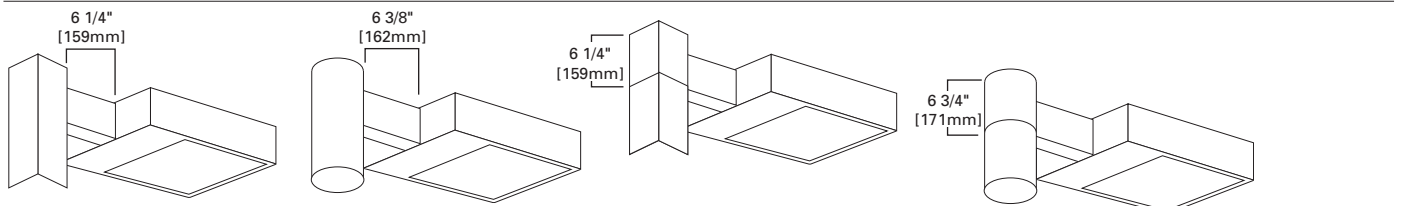
CATALOG NUMBER	E.P.A.	WT. (lbs.)
CA43S	1.2	39
CA44S	2.3	75
CA45S	2.3	75
CA46S	2.3	146
CA43R	1.2	39
CA44R	2.3	75
CA45R	2.3	75
CA46R	2.3	145
CA47R	2.4	111

DRILLING PATTERN

TYPE "E"



ACCESSORIES + MOUNTING SYSTEMS



**Direct Arm Mountings**  
Square Pole  
CA40BZ (E.P.A. .2)

**Round Pole**  
CA41BZ-3" Dia. Pole (E.P.A. .2)  
CA42BZ-3 1/2"-4" Dia. Pole (E.P.A. .2)

**Pole Top Mountings\***  
Square Pole  
CA43SBZ  
CA44SBZ  
CA45SBZ  
CA46SBZ

**Round Pole**  
CA43RBZ  
CA44RBZ  
CA45RBZ  
CA46RBZ  
CA47RBZ

**Wall Mount Adapter**  
CA-14BZ

\* For 2 3/8"-3" O.D.