



Buy it for looks. Buy it for life.®

Specifications

SINK DESCRIPTION

- Manufactured of 20 gauge, type 301 nickel-bearing stainless steel
- The large bowl is a minimum of 12" wide by 10" and is 5-1/2" deep
- The sink ledge has two fixture mounting holes, 1-11/32" in diameter and 4" on center
- Has one 2" diameter SEALTITE recessed drain with drop on basket
- Soundshield undercoating maximizes sound deadening and inhibits condensation
- The exposed surfaces are polished to a lustrous satin tone finish with a satin band
- Includes all necessary mounting hardware

CUT OUT DIMENSIONS

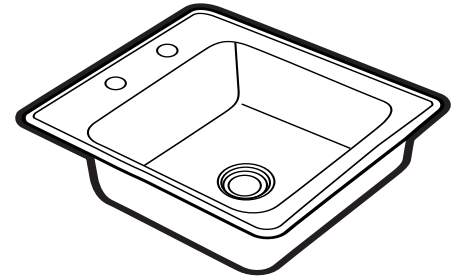
- Cut out dimensions are 14-3/8" x 14-3/8" with a 3/8" corner radius. A tolerance of plus or minus 1/16" is acceptable

STANDARDS

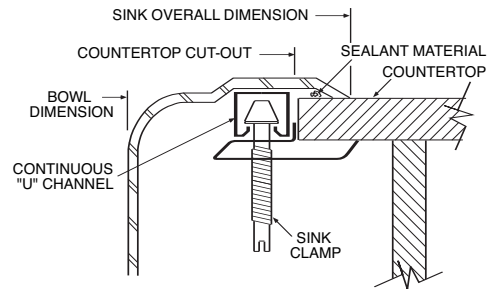
- Designed and manufactured to comply with the requirements of: ASME A112.19.3M and all requirements referenced therein

WARRANTY

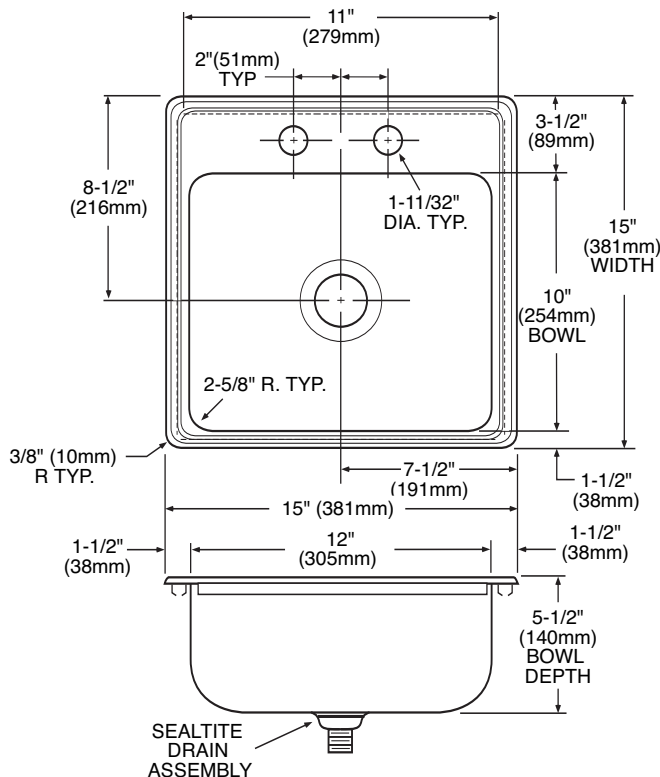
- Warranted for ten years against material or manufacturing defects



Camelot®
Single Bowl Bar Sink
Model: 22241
(K-1515-2)



Installation Detail



CRITICAL DIMENSIONS

(DO NOT SCALE)

FOR MORE INFORMATION CALL: 1-800-BUY-MOEN

www.moen.com