



Buy it for looks. Buy it for life.®

# Specifications

## DESCRIPTION

- Metal construction with chrome plated and LifeShine® brushed nickel finishes
- 1/2" IPS connections
- Includes non-metal pop-up waste assembly

## OPERATION

- Lever style handles
- Hot side counterclockwise to open (clockwise to close)
- Cold side clockwise to open (counter-clockwise to close)


## FLOW

- Aerator is limited to 2.2 gpm max (8.3 L/min)

## CARTRIDGE

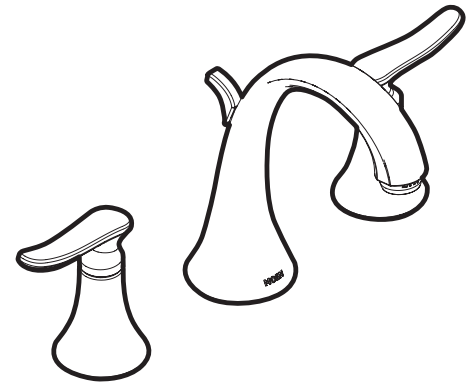
- 1224 cartridge design
- Nonmetallic and stainless steel material

## STANDARDS

- Third party certified to ASME A112.18.1/CSA B125.1, ICC A 117.1 and all applicable requirements reference therein
- Certified to ANSI/NSF 61/9
- Complies with California Proposition 65 and with the Federal Safe Water Drinking Act
- ADA  for lever handles

## WARRANTY

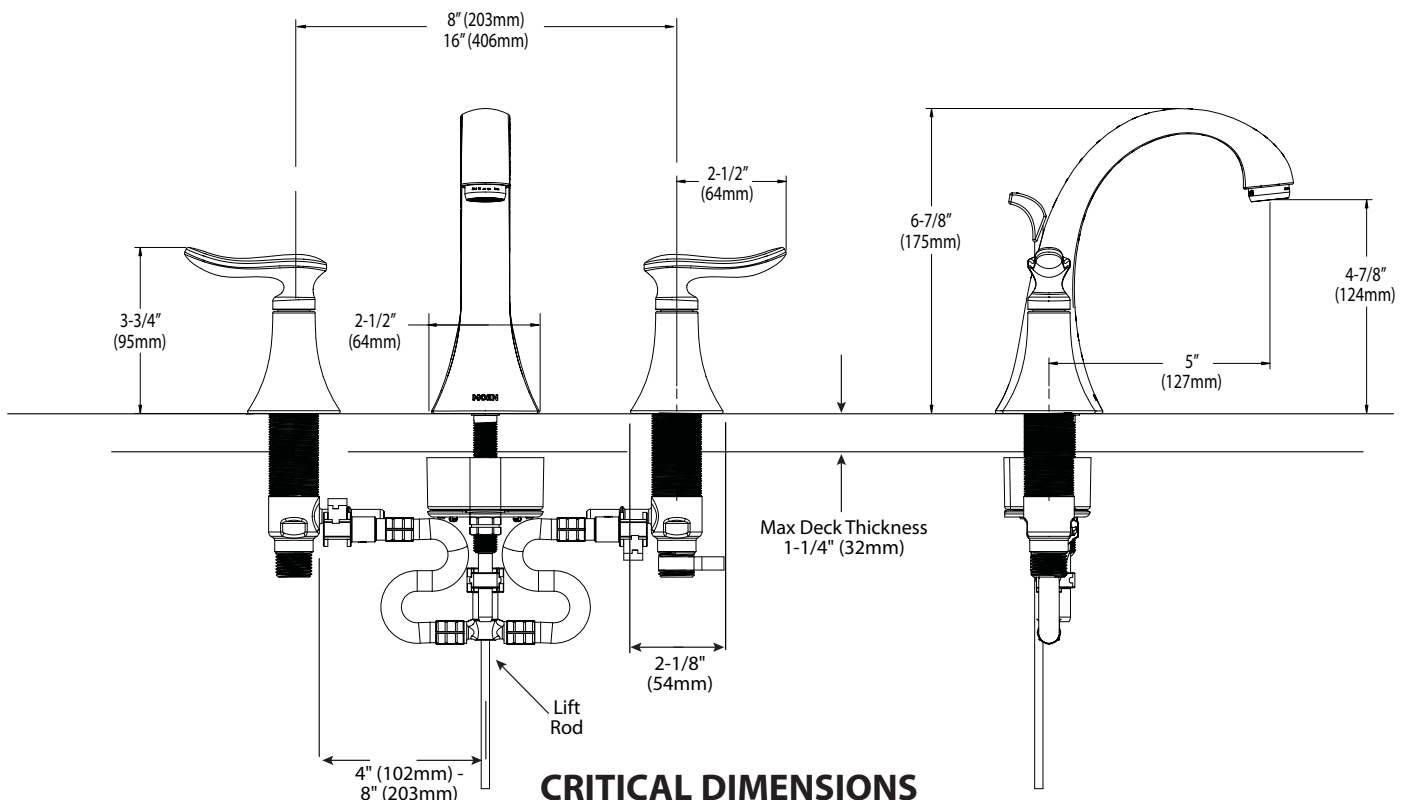
- Lifetime limited warranty against leaks, drips and finish defects to the original consumer purchaser
- 5 year warranty if used in commercial installations



**Two-Handle Widespread Lavatory Faucet**

**Models:** 84390, 84390BN

**NOTE:** SPOUT INSTALLS THROUGH 1-1/8" MIN. DIA. HOLE.  
VALVES INSTALL THROUGH 1-1/8" MIN. DIA. HOLE.  
For Deck Thickness 1-3/8" to 3", use service kit number 115001. Valves install through 1-1/4" dia. hole.



## CRITICAL DIMENSIONS

(DO NOT SCALE)

FOR MORE INFORMATION CALL: 1-800-BUY-MOEN

[www.moen.com](http://www.moen.com)