



Hybrid Flex Inverter System

Dual, Tri and Quad Zone Mix & Match Flexibility

NEW! *Includes RLS2 Designer Series Indoor Models*

Mini-Split Air Conditioners and Heat Pumps

AOU18RLXFZ

AOU24RLXFZ

AOU36RLXFZ

Use mini-splits just about any place that requires comfort!

- Older homes • New construction homes • Schools • Places of worship
- Hospitals and medical facilities • Restaurants • Computer rooms
- Hotels and motels • Car washes • Convenience stores
- Fast food chains • Fire houses • Police stations • Oil rigs • Bars
- Sunrooms and additions • Warehouses • Nursing homes
- ATM vestibules • Small offices...



Hybrid Flex Inverter System Zoned Mix and Match Flexibility



AOU18RLXFZ, AOU24RLXFZ, AOU36FLXFZ

Contractors can select either an 18, 24 or 36,000 BTU outdoor unit combined with wall mounted, compact cassette or compact duct type indoor units. Mix-and-match flexibility of evaporator type and capacity allows you to choose the indoor unit that best fits the application, whether it be hidden or showcased. These systems are ideal for nursing homes, doctor's offices, condominiums, apartments and residences - any place where individual cooling or heating is needed.



Features

- **Part of the Halcyon Hybrid Flex Inverter (HFI) Line**
As part of the HFI line of components, indoor units are compatible with other HFI outdoor units, meaning mix and match capabilities with fewer components.
- **No Branch Boxes or Separation Tube Assemblies**
While the 8-zone AOU48RLXFZ1 model requires both branch boxes and separation tube assembly kits, the smaller zoned units - AOU18, 24 and 36RLXFZ **do not require them.**
- **High Efficiency Systems**
Up to 18-SEER in efficiency, these units are 22% more efficient than 14-SEER competing multi-zone systems.
- **Connectable Capacity**
Our 3 outdoor units provide systems from 14,000 to 39,000 BTU. Some connectable capacity is provided to allow increased combinations and flexibility. All indoor units can operate at once, however if all the evaporators are calling for cooling or heating at the same time it will decrease the capacity of each evaporator not to exceed the condenser's capacity. As zones meet desired set point the system's other evaporators increase output up to the evaporator's rated capacity.
- **A Tri-Zone 24,000 BTU Unit**
Fujitsu offers a 2-ton system that provides 2 or 3-zone flexibility. By using connectable capacity, this system allows up to three 9,000 BTU units.
- **Pricing Compared to Competition**
Additional outdoor units provides better matched BTU capacity with indoor units. By better matching the outdoor unit to the indoor capacity a better system value is achieved.
- **Why Choose an 18,000 BTU Zoned System?**
A lower BTU dual zone is often the perfect solution to a comfort need. A consumer shouldn't have to purchase a higher priced larger unit when only 14 to 18,000 BTU's are needed.

For example: The load on a 3-bedroom home with a living room and kitchen downstairs and 3 bedrooms upstairs is 39,000 BTUs (21,000 BTU downstairs and 18,000 BTU upstairs). However the family isn't upstairs and downstairs at the same time, therefore not all units will be running simultaneously allowing 100% heating or cooling to occupied spaces. This can be achieved by our AOU36RLXFZ outdoor unit.

NEW!

RLS2 Designer Series Compatibility

Wall Mounted ASU9RLS2, ASU12RLS2, ASU15RLS2

Fujitsu's indoor RLS2 models are now compatible with outdoor multi-zone units so contractors can choose between different wall mounted styles as well as different evaporator styles (wall mounted, compact cassette or compact duct).

Features:

- Sleek chassis design
- Energy Saving Program (ESP)



Allowable Combinations for AOU18RLXFZ, AOU24RLXFZ, AOU36RLXFZ

52 Combinations Based on BTU

Over 597 Combinations Based on Indoor Type and BTU



ASU9RLF, ASU12RLF, ASU15RLF, ASU18RLF



ARU9RLF, ARU12RLF, ARU18RLF, ARU24RLF



AUU9RLF, AUU12RLF, AUU18RLF



AOU18RLXFZ, AOU24RLXFZ, AOU36RLXFZ

BTU Capacity	7,000	9,000	12,000	15,000	18,000	24,000
--------------	-------	-------	--------	--------	--------	--------

█ = Allowed "Connectable Capacity" combinations between 100 and 130%

AOU18RLXFZ		AOU24RLXFZ	
2 ROOMS	7 7	14	
	7 9	16	
	7 12	19	
	9 9	18	
	9 12	21	
3 ROOMS	7 7	14	
	7 9	16	
	7 12	19	
	7 15	22	
	7 18	25	
	9 9	18	
	9 12	21	
	9 15	24	
	9 18	27	
	12 12	24	
	12 15	27	
	7 7 7	21	
7 7 9	23		
7 7 12	26		
7 9 9	25		
9 9 9	27		

AOU36RLXFZ		
4 ROOMS	18*18*	36
	7 7 15 -	29
	7 7 18 -	32
	7 7 24	38
	7 9 12 -	28
	7 9 15 -	31
	7 9 18	34
	7 12 12 -	31
	7 12 15	34
	7 12 18	37
	9 9 9 -	27
	9 9 12 -	30
9 9 15	33	
9 9 18	37	
9 12 12	33	
9 12 15	36	
9 12 18	39	
12 12 12	36	

AOU36RLXFZ		
4 ROOMS	12 12 15	39
	7 7 7 7	28
	7 7 7 9	30
	7 7 7 12	33
	7 7 7 15	36
	7 7 7 18**	39
	7 7 9 9	32
	7 7 9 12	35
	7 7 9 15	38
	7 7 12 12	38
	7 9 9 9	34
	7 9 9 12	37
9 9 9 9	36	

Remember: These systems **do not** require branch boxes or separation tube assemblies.

*The optional kit "K9FZ1818 (UTP-MU36A2)" is necessary for dual zone system "18+18". **Wall mounted type ASU18RLF can not be connected in this combination. "-" represents available circuit for future expansion when connecting this combination.

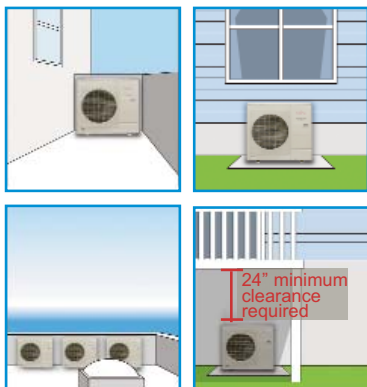
Multi-Zone Outdoor Units 18, 24 and 36,000 BTUs

AOU18RLXFZ, AOU24RLXFZ, AOU36RLXFZ



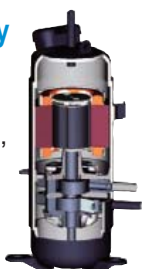
Compact Size

The compact size of the outdoor units allows for many installation opportunities.



DC Twin Rotary Compressor

A high performance, low noise, large capacity DC twin rotary compressor is used.



Connectable Indoor Unit Number
 Connectable Unit Capacity Class BTU/h
 Rated Capacity Cooling/Heating BTU/h
 Clg. Operating Range °F(°C)
 Htg. Operating Range °F(°C)
 Input Power: Clg/Htg Rated kW*
 Voltage/Frequency/Phase
 Current: Total Max. (A)
 Minimum Circuit Ampacity (A)
 Recommended Fuse Size (A)
 Outdoor Fan Airflow CFM (Clg/Htg)
 Fan: Type x Quantity
 Sound Pressure Level Cooling dB(A)
 Sound Pressure Level Heating dB(A)
 Pre-Charge Length Total Ft (m)
 Max. Length Total Ft (m)
 Max. Length Each Ft (m)
 Min. Length Total Ft (m)
 Min. Length Each Ft (m)
 Max. Pipe Height Difference Between Outdoor Unit & Farthest Indoor Ft (m)
 Max. Pipe Height Difference Between Indoor Units Ft (m)
 Connection Method

AOU 18RLXFZ	AOU 24RLXFZ	AOU 36RLXFZ	AOU 36RLXFZ
Heat Pump ASU9+ASU9	Heat Pump ASU9+ASU7+ASU7	Heat Pump ASU9 x 4	18+18 Combo ¹ ASU18+ASU18
2	2 to 3	3 to 4	2 ¹
14 to 21,000 ²	14 to 27,000 ²	27 to 39,000 ²	36,000 ¹
18,000/22,000	22,000/24,000	35,200/36,400	31,600/35,800
14 to 115 (-10 to 46)	14 to 115 (-10 to 46)	32 to 115 (0 to 46)	50 to 115 (10 to 46)
5 to 75 (-15 to 24)	5 to 75 (-15 to 24)	14 to 75 (-10 to 24)	14 to 75 (-10 to 24)
1.44/1.87	1.76/1.73	4.00/3.00	3.98/3.66
208-230/60/1	208-230/60/1	208-230/60/1	208-230/60/1
10.0	13.7	20.1	20.1
13	17	25	25
25	25	30	30
1,795/1,619	1,942/1,942	2,119/2,237	2,119/2,237
Propeller x 1	Propeller x 1	Propeller x 1	Propeller x 1
49	51	53	53
49	52	55	55
98 (30)	98 (30)	164 (50)	66 (20)
164 (50)	164 (50)	230 (70)	131 (40)
82 (25)	82 (25)	82 (25)	82 (25)
49 (15)	49 (15)	66 (20)	49 (15)
16 (5)	16 (5)	16 (5)	25 (7.5)
49 (15)	49 (15)	49 (15)	49 (15)
33 (10)	33 (10)	33 (10)	33 (10)
Flare	Flare	Flare	Flare
Liq. 1/4 x 2 Suc. 3/8 x 2	Liq. 1/4 x 3 Suc. 1/2 x 1, 3/8 x 2	Liq. 1/4 x 4 Suc. 1/2 x 1, 3/8 x 3	Liq. 3/8 x 2 Suc. 1/2 x 2 ¹
119 (54)	124 (56)	149 (68)	149 (68)
27-9/16 mm	27-9/16 mm	32-11/16 mm	32-11/16 mm
700	700	830	830
35-7/16 mm	35-7/16 mm	35-7/16 mm	35-7/16 mm
900	900	900	900
13 mm	13 mm	13 mm	13 mm
330	330	330	330
R410A	R410A	R410A	R410A

¹18+18 is the only 2 indoor unit (ASU, ARU or AUU) combination and requires K9FZ1818.

²See Design & Technical Manual for allowed combinations within this connectable capacity range.

Nominal Capacities, SEER and HSPF Ratings

Data below is based on AHRI 210/240 non-ducted wall mounted models.

Model	Indoor Unit		Cooling Capacity Btu/h	EER	SEER	Heating Capacity Btu/h		COP	HSPF
	Type	Combination				95°F	47°F		
AOU18RLXFZ	Non-Ducted	ASU9+ASU9	18,000	12.50	18.0	22,000	13,900	3.44	9.3
	Ducted	-	18,000	12.10	16.0	22,000	13,900	3.52	9.0
	Mixed	-	18,000	12.30	17.0	22,000	13,900	3.48	9.2
	Specific	ASU7+ASU12 and ASU9+ASU12	18,000	12.50	18.0	22,000	13,900	3.67	9.0
AOU24RLXFZ	Non-Ducted	ASU9+ASU7+ASU7	22,000	12.50	18.0	24,000	14,100	4.04	9.5
	Ducted	-	22,000	10.60	15.5	24,000	14,100	3.42	9.0
	Mixed	-	22,000	11.55	16.8	24,000	14,100	3.74	9.3
AOU36RLXFZ	Non-Ducted	-	35,200	8.80	16.0	36,400	22,000	3.56	9.4
	Ducted	-	33,800	8.10	14.5	36,400	21,200	3.08	8.7
	Mixed	-	34,400	8.45	15.3	36,400	21,600	3.32	9.1

Yellow rows represent models that are ENERGY STAR® Qualified.



Wall Mounted 7, 9, 12, 18 and 24,000 BTUs

ASU7RLF, ASU9RLF, ASU9RLS2, ASU12RLF, ASU12RLS2, ASU15RLS2, ASU18RLF, ASU24RLF



ASU7, 9, 12RLF



ASU18, 24RLF



ASU9, 12, 15RLS2[^]

Designer Series

	ASU7RLF	ASU9RLF	ASU12RLF	ASU18RLF	ASU24RLF	ASU9RLS2	ASU12RLS2	ASU15RLS2	
	Heat Pump	Heat Pump	Heat Pump	Heat Pump	Heat Pump	Heat Pump [^]	Heat Pump [^]	Heat Pump [^]	
Nominal Cooling BTU/h*	7,000	9,000	12,000	18,000	24,000	9,000	12,000	14,000	
Nominal Heating BTU/h*	8,100	10,200	13,500	20,000	27,000	10,200	13,500	16,300	
Voltage/Frequency/Phase	208-230/60/1	208-230/60/1	208-230/60/1	208-230/60/1	208-230/60/1	208-230/60/1	208-230/60/1	208-230/60/1	
Air Circ. C.F.M. (m ³ /h): Hi	Clg 330 (560) Htg 330 (560)	Clg 353 (600) Htg 353 (600)	Clg 388 (660) Htg 388 (660)	Clg 542 (920) Htg 542 (920)	Clg 659 (1,120) Htg 647 (1,100)	Clg 353 (600) Htg 353 (600)	Clg 388 (660) Htg 388 (660)	Clg 418 (710) Htg 418 (710)	
	Medium	Clg 294 (500) Htg 306 (520)	Clg 306 (520) Htg 306 (520)	Clg 330 (560) Htg 330 (560)	Clg 436 (740) Htg 436 (740)	Clg 530 (900) Htg 530 (900)	Clg 324 (550) Htg 324 (550)	Clg 353 (600) Htg 353 (600)	Clg 377 (640) Htg 377 (640)
	Low	Clg 253 (430) Htg 253 (430)	Clg 253 (430) Htg 253 (430)	Clg 265 (450) Htg 277 (470)	Clg 365 (620) Htg 365 (620)	Clg 436 (740) Htg 436 (740)	Clg 277 (470) Htg 277 (470)	Clg 312 (530) Htg 312 (530)	Clg 336 (570) Htg 347 (590)
	Quiet	Clg 200 (340) Htg 206 (350)	Clg 200 (340) Htg 206 (350)	Clg 200 (340) Htg 206 (350)	Clg 324 (550) Htg 324 (550)	Clg 365 (620) Htg 365 (620)	Clg 194 (330) Htg 194 (330)	Clg 194 (330) Htg 194 (330)	Clg 230 (390) Htg 253 (430)
Noise Level dB(A) (Clg/Htg): Hi	36/36	37/37	40/40	43/44	49/48	36/36	37/37	41/41	
	Medium	32/32	33/33	36/36	37/37	42/42	32/32	34/34	36/36
	Low	29/29	29/29	30/31	33/33	37/37	28/28	31/31	33/34
	Quiet	25/25	25/25	25/25	31/31	33/33	21/21	21/21	25/27
Running Current Rated (A): Cooling	0.13	0.15	0.19	0.32	0.53	0.14	0.17	0.20	
	Heating	0.13	0.15	0.19	0.32	0.53	0.14	0.17	0.20
Power Use Rated (w): Clg	15	17	22	41	69	16	19	23	
	Htg	15	17	22	41	69	16	19	23
Fan Speeds Stage	4+auto	4+auto	4+auto	4+auto	4+auto	4+auto	4+auto	4+auto	
Air Direction: Horizontal	Manual	Manual	Manual	Auto	Auto	Manual	Manual	Manual	
	Vertical	Auto	Auto	Auto	Auto	Auto	Auto	Auto	
Primary Air Filter	Washable	Washable	Washable	Washable	Washable	Washable	Washable	Washable	
Ion Deodorizing Filter	Disposable	Disposable	Disposable	Disposable	Disposable	Disposable	Disposable	Disposable	
Apple-Catechin Filter	Disposable	Disposable	Disposable	Disposable	Disposable	Disposable	Disposable	Disposable	
Connection Method	Flare	Flare	Flare	Flare	Flare	Flare	Flare	Flare	
Conn. Pipe Diameter Inch	suc 3/8 dis 1/4	suc 3/8 dis 1/4	suc 3/8 dis 1/4	suc 1/2 dis 1/4	suc 5/8 dis 1/4	suc 3/8 dis 1/4	suc 3/8 dis 1/4	suc 1/2 dis 1/4	
Net Weight lbs. (kg)	18 (8)	18 (8)	18 (8)	31 (14)	31 (14)	21 (9.5)	21 (9.5)	21 (9.5)	
Dims: Height Inch (mm)	11-1/16 (280)	11-1/16 (280)	11-1/16 (280)	12-5/8 (320)	12-5/8 (320)	11-1/8 (282) 13-1/4" (337*)	11-1/8 (282) 13-1/4" (337*)	11-1/8 (282) 13-1/4" (337*)	
	Width Inch (mm)	31-1/16 (790)	31-1/16 (790)	31-1/16 (790)	39-1/4 (998)	39-1/4 (998)	34-1/4 (870)	34-1/4 (870)	34-1/4 (870)
Depth Inch (mm)	8 (203)	8 (203)	8 (203)	9 (228)	9 (228)	7-1/4 (185)	7-1/4 (185)	7-1/4 (185)	
Refrigerant	R410A	R410A	R410A	R410A	R410A	R410A	R410A	R410A	

[^]Not compatible with outdoor unit AOU48RLXFZ. *Height when front panel is open.

Standard Features

- Wireless Remote Control*
- Apple Catechin Filter
- Ion Deodorizing Filter
- Sleep Timer
- 24-Hour Timer
- Dry Mode
- Auto Louver: 4-Way**
- Auto Mode
- Minimum Heat Mode
- Auto Restart/Reset
- Power Diffuser**


Built In Filtration



Long-life⁺ Ion Deodorization Filter

The filter deodorizes by powerfully decomposing absorbed odors using the oxidizing and reducing effects of ions generated by the ultra-fine-particle ceramic.

+ The filter can be used for approximately 3 years if it is washed with water when dirty to restore its surface action.



Apple-Catechin Filter

Dust, mold spores and micro-organisms are absorbed onto the filter by static electricity and growth is inhibited and deactivated.



* Features vary by model and therefore standard wireless remote controls should be used with the models they are associated with.

**Feature of models ASU18, 24RLF only.



Compact Duct 9, 12, 18 and 24,000 BTUs


ARU9RLF, ARU12RLF, ARU18RLF, ARU24RLF




Compact Duct

Adaptable when ceiling cavity is small and there is no slope for drain.

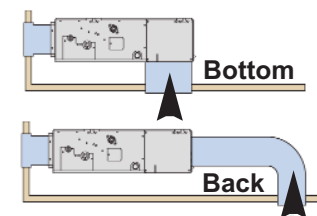
Traditional



Compact Duct



Return Air-intake Choices



Standard Features

- Dry Mode
- Weekly Timer
- Sleep Timer*
- 24-Hour Timer*
- Minimum Heat Mode*
- Auto Mode
- Quiet Mode
- Auto Restart/Reset
- Auto Changeover
- Condensate Pump
- Fresh Air Intake

*Available only with optional wireless remote control.

	ARU9RLF	ARU12RLF	ARU18RLF	ARU24RLF
	Heat Pump	Heat Pump	Heat Pump	Heat Pump
Nominal Cooling BTU/h	9,000	12,000	18,000	24,000
Nominal Heating BTU/h	10,200	13,500	20,000	27,000
Voltage/Frequency/Phase	208-230/60/1	208-230/60/1	208-230/60/1	208-230/60/1
Recommended Static Pressure In. W. C.	0 ~ 0.36	0 ~ 0.36	0 ~ 0.36	0 ~ 0.20
Air Circ. C.F.M. (m ³ /h) Clg/Htg: Hi	353 (600)	383 (650)	554 (940)	783 (1,330)
Medium	324 (550)	353 (600)	518 (880)	730 (1,240)
Low	294 (500)	324 (550)	483 (820)	648 (1,100)
Quiet	265 (450)	283 (480)	442 (750)	607 (1,030)
Noise Level dB(A) (Clg/Htg): Hi	28/28	29/29	32/33	33/35
Medium	27/26	28/28	31/32	32/34
Low	26/25	27/27	30/31	30/32
Quiet	25/24	26/24	29/29	29/29
Running Current Rated (A): Cooling	0.30	0.35	0.44	0.66
Heating	0.30	0.35	0.44	0.66
Power Use Rated (W): Cooling	49	58	73	111
Heating	49	58	73	111
Fan Speeds Stage	4 + Auto	4 + Auto	4 + Auto	4 + Auto
Air Filter	Washable	Washable	Washable	Washable
Connection Method	Flare	Flare	Flare	Flare
Conn. Pipe Diameter Inch	suc 3/8 dis 1/4	suc 3/8 dis 1/4	suc 1/2 dis 1/4	suc 5/8 dis 1/4
Net Weight lbs. (kg)	41 (19)	41 (19)	50 (23)	59 (27)
Dimensions: Height Inch (mm)	7-25/32 (198)	7-25/32 (198)	7-25/32 (198)	7-25/32 (198)
Width Inch (mm)	27-9/16 (700)	27-9/16 (700)	35-7/16 (900)	43-5/16 (1,100)
Depth Inch (mm)	24-13/32 (620)	24-13/32 (620)	24-13/32 (620)	24-13/32 (620)
Supply Duct Flange	5-15/16 (151)	5-15/16 (151)	5-15/16 (151)	5-15/16 (151)
Dimensions: Height Inch (mm)	5-15/16 (151)	5-15/16 (151)	5-15/16 (151)	5-15/16 (151)
Width Inch (mm)	25-19/32 (650)	25-19/32 (650)	33-15/32 (850)	41-11/32 (1,050)
Depth Inch (mm)	3/4 (19)	3/4 (19)	3/4 (19)	3/4 (19)
Return Duct Flange	6-27/32 (174)	6-27/32 (174)	6-27/32 (174)	6-27/32 (174)
Dimensions: Height Inch (mm)	6-27/32 (174)	6-27/32 (174)	6-27/32 (174)	6-27/32 (174)
Width Inch (mm)	22-19/32 (574)	22-19/32 (574)	30-15/32 (774)	38-11/32 (974)
Depth Inch (mm)	3/4 (19) (Flat)	3/4 (19) (Flat)	3/4 (19) (Flat)	3/4 (19) (Flat)
Refrigerant	R410A	R410A	R410A	R410A

Field Supplied Filters Used With Compact Duct Units

Compact Duct Units require field supplied filters. They can be installed at the unit or for more convenient servicing, in filter grilles. The chart to the right provides guidelines for determining filter sizes.

Filters are sized to keep velocities and static pressure loss low. This will insure sufficient static pressure is available for ductwork, fittings and supply and return grilles. Iternative filter sizes with equivalent face areas can be used. After deducting filter loss, available static pressure values are shown.



A fiberglass filter is shown in blue to the left. A MERV 8 pleated filter is shown in white.

	ARU 9RLF	ARU 12RLF	ARU 18RLF	ARU 24RLF
CFM	353	353	547	806
Typical Filter Size	12 x 20	12 x 20	14 x 25	18 x 30
Velocity, FPM	212	212	225	215
Unit External SP, in. W.C.	0.36	0.36	0.36	0.20
1" Fiberglass Filter				
SP Loss, in. W.C.	0.04	0.04	0.04	0.04
Available Static Pressure	0.32	0.32	0.32	0.16
1" MERV 8 Pleated Filter				
SP Loss, in. W.C.	0.12	0.12	0.14	0.13
Available Static Pressure	0.24	0.24	0.22	0.07
2" MERV 8 Pleated Filter				
SP Loss, in. W.C.	0.07	0.07	0.08	0.07
Available Static Pressure	0.29	0.29	0.28	0.13

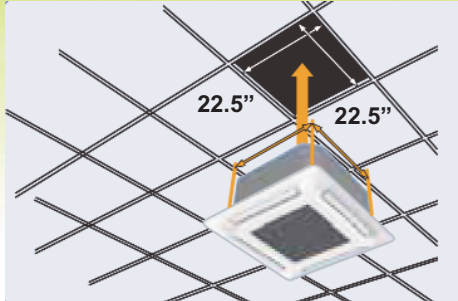


Compact Cassettes 9, 12, and 18,000 BTUs

AUU9RLF, AUU12RLF, AUU18RLF

Easy Installation


Fits into a standard ceiling tile*.
Compact cassette and compact duct models can be networked.



*Dimensions of outer grille are 27-9/16" x 27-9/16" and may overlap adjacent tiles.

2-Stage Turbo Fan

Air distribution is evenly spread across the heat exchanger by the new 2 stage turbo fan which produces two separate airflow streams.



Standard Features

- Sleep Timer
- Dry Mode
- Auto Louver: Up/ Down
- Quiet Mode
- Auto Restart/Reset
- Auto Changeover
- Remote Temperature Sensor
- High Ceiling Mode
- Condensate Pump
- 2-Stage Turbo Fan
- Minimum Heat Mode+
- Fresh Air Intake**



+ Available only with optional wireless remote control.

**Requires Fujitsu's Optional Fresh Air Kit part #UTZ-VXAA. Allows for a 4 – inch flex duct connection and a field supplied duct booster fan. Fresh air maximum is 10% of unit High fan CFM. See UTZ-VXAA Design and Technical Manual for fan static pressure requirements at Fresh Air Kit. Add hood, filter and duct losses for fan total static pressure requirements. Will add 4" to the height of the indoor unit.

* Compact Cassette Grille UTG-CCGF sold separately. Must order one with each compact cassette.

	AUU9RLF Heat Pump	AUU12RLF Heat Pump	AUU18RLF Heat Pump
Nominal Cooling BTU/h	9,000	12,000	18,000
Nominal Heating BTU/h	10,200	13,500	20,000
Voltage/Frequency/Phase	208-230/60/1	208-230/60/1	208-230/60/1
Air Circ. C.F.M. (m ³ /h): Hi	318 (540) Clg or Htg	359 (610) Clg or Htg	441 (750) Clg 471 (800) Htg
Medium	288 (490) Clg or Htg	312 (530) Clg or Htg	359 (610) Clg 418 (710) Htg
Low	259 (440) Clg or Htg	277 (470) Clg or Htg	306 (520) Clg 353 (600) Htg
Quiet	230 (390) Clg or Htg	241 (410) Clg or Htg	241 (410) Clg 265 (450) Htg
Noise Level dB(A) Clg/Htg: Hi	33/34	37/37	42/44
Medium	31/32	33/33	37/40
Low	29/29	31/31	33/37
Quiet	27/27	28/28	29/30
Running Current Rated (A): Cooling	0.15	0.19	0.30
Heating	0.15	0.19	0.30
Power Use Rated/Max (W): Clg	18	23	39
Heating	18	23	39
Fan Speeds Stage	4+auto	4+auto	4+auto
Air Direction: Vertical	Automatic	Automatic	Automatic
Air Filter	Washable	Washable	Washable
Front Grille	UTG-CCGF*	UTG-CCGF*	UTG-CCGF*
Connection Method	Flare	Flare	Flare
Conn. Pipe Diameter Inch	suc 3/8 dis 1/4	suc 3/8 dis 1/4	suc 1/2 dis 1/4
Net Weight lbs. (kg)	33 (15)	33 (15)	33 (15)
Chassis Dim: Height Inch (mm)	9-11/16 (245)	9-11/16 (245)	9-11/16 (245)
Width Inch (mm)	22-7/16 (570)	22-7/16 (570)	22-7/16 (570)
Depth Inch (mm)	22-7/16 (570)	22-7/16 (570)	22-7/16 (570)
Grille Dim: Height Inch (mm)	1-15/16 (49)	1-15/16 (49)	1-15/16 (49)
Width Inch (mm)	27-9/16 (700)	27-9/16 (700)	27-9/16 (700)
Depth Inch (mm)	27-9/16 (700)	27-9/16 (700)	27-9/16 (700)
Refrigerant	R410A	R410A	R410A



Fresh Air Kit** UTZ-VXAA

Mixes room air then passes through the heat exchanger.

Optional Accessories

Wired Remote Controller*

UTY-RNNUM[^]



The wired remote controller with its unique lock function and sleek design provides full feature access to property managers, building owners, and facility maintenance, as well as providing basic comfort features to tenants, employees, and teachers.

Simple Remote Controller

UTY-RSNUM*



Suitable when only basic operations are required for hotels, offices and other places where there is frequent arrival and departure of occupants.

Wireless Remote Controller

UTY-LNHUM



For spaces where there is just no place to mount the wired remote.

Dry Contact Wire Kit*

UTY-XWZX / UTY-XWZXZ5



Turns system on or off using a normally closed circuit, for example in home automation or BMS integration of only On/Off operation, occupancy sensor or key card switch or lead-lag control of other heating/cooling.

Interface Kit

UTY-TWBXF**



Required to connect the ASU9RLS2, ASU12RLS2 and ASU15RLS2 to Wired Remote UTY-RNNUM, Dry Contact Wire Kit UTY-XWZXZ5, and Simple Remote Control UTY-RSNUM.

Interface Kit

UTY-XCBXZ1**



Required to connect ASU7RLF, 9RLF, 12RLF and ASU15RLS to Wired Remote UTY-RNNUM, Dry Contact Wire Kit UTY-XWZX, and Simple Remote Control UTY-RSNUM.

High Humidity Insulation Kit

UTZ-KXGC



Additional insulation for compact cassette units, which may be needed when they are installed in high humidity areas.

Fresh Air Intake Kit

UTZ-VXAA



Mixes room air then passes it through a heat exchanger.

Air Outlet Shutter Plate

UTR-YDZB



In a 3-way air flow configuration an Air Outlet Shutter Plate kit is required.

Receiver Unit

UTY-LRHUM



Includes a wireless remote control.

Remote Sensor

UTY-XSZX



Wall mounted temperature sensor for compact duct models.

Compact Duct Connector Kit

UTD-ECS5A



Comes with 5 sets of wires. Can be used to turn unit on/off, wire in float switch, AUX heater, turn on an external device (Fan), or show if the unit is running.

18+18 Combo Fittings Kit

K9FZ1818



Allows two 18,000 BTU indoor units to be used on an outdoor AOU36RLXFZ. Requires special piping; limited to only 18,000 BTU models. Total BTU capacity is limited to 35,800 BTU.

Compatibility:

- **Small Wall Mount**
7,9,12k BTU / RLF Series
- **Designer Wall Mount**
9,12, 15k BTU / RLS2 Series
- **Large Wall Mount**
18, 24k BTU
- **Compact Cassette**
9, 12, 18k BTU
- **Compact Duct**
9, 12, 18, 24k BTU

[^] Minimum Heat, Sleep Timer functions will be lost when the wired remote controller is installed.

* Wall mounted ASU7, 9, and 12RLF require accessory interface kit (Part UTY-XCBXZ1) in order to connect this device to them. Wall mounted ASU9, 12, and 15RLS2 require accessory interface kit (Part UTY-TWBXF) in order to connect this device to them.

** Internal thermosensor function in Wired Remote UTY-RNNUM is disabled when using this interface kit.



The Fujitsu logo is a registered trademark of Fujitsu Limited. The Halcyon HFI logo and name is a trademark of Fujitsu General America, Inc. Copyright © 2013 Fujitsu General America, Inc. Fujitsu's products are subject to continuous improvements. Fujitsu reserves the right to modify product design, specifications and information in this brochure without notice and without incurring any obligations.

PLEASE NOTE: Internet sales are strictly prohibited and unauthorized. Any HVAC systems purchased on the Internet, from an online retailer or any similar e-tailing website, OR where the original factory serial numbers of the display have been removed, defaced, or replaced in any way WILL NOT BE COVERED BY WARRANTY.

Fujitsu General America, Inc.

353 Route 46 West
Fairfield, NJ 07004
Toll Free: (888) 888-3424
Local: (973) 575-0380
Fax: (973) 836-0447
Email: hvac@fujitsugeneral.com
www.fujitsugeneral.com

A subsidiary of
Fujitsu General Limited