



OWNER'S MANUAL

DS-700-30Xa

Please read before using

**BIG Display 12 - Digit
Scientific Calculator**

**with
Fractional and Statistical
Functions**

Contents

Contents	2
Features	4
Keys	5
Mode Select Keys	5
Display Mode Keys	6
Display Range	6
Decimal Point	6
Basic Functions	7
Fractions	7
Mixed Fractions	8
Memory Keys	9
Statistical keys	11
Logical calculation keys	11
Display Indicators	11
Calculation priority	14
Calculation range	14
Statistical calculations	14
Entering Statistical data	15
Making corrections	15
Output of Statistical Calculation Results	15
Performing Logical Calculations	16

Type of logical calculations and truth tables ..	16
Errors	18
Examples	19
Trigonometric Functions	20
Statistical Calculations	21
Applications and examples	22
Business	22
PHYSICS	22
Civil Engineering	23
Electronics	24
Amplifier Gain	24
REPLACING THE BATTERY	25
CARE AND MAINTENANCE	26
Datexx Limited Warranty	27

© 2001 Teledex
All Rights Reserved.
Datexx is a trademark of Teledex Inc.

WWW.DATEXX.COM

FEATURES

Large 10 + 2 Digit Display

Calculates Mixed and Improper Fractions

Up to 15 levels of Parenthesis

Binary / Octal / Decimal / Hexadecimal Calculation Modes

Common and Natural Logarithms

Advanced Statistical Functions

Boolean Logic calculations

Auto Power off saves batteries

Battery powered

Protective Case

Folding stand for best viewing angle

Keys

ON: Turns the power ON and resets the calculator. The power turns off automatically after a few minutes if no key is pressed. The memory is not reset when ON is pressed.

OFF: Press to turn OFF the calculator.

C/CE: Press to delete a number in the display, Press twice to clear the current calculation.

EXP: Exponent key. Press to enter exponents
Ex. 40×10^{22} Press 4 0 EXP 22 (40^{22}) is displayed

+/- Changes the sign of the displayed mantissa and exponents

> Backspace Key : Clears the last digit from the display and shifts the other digits to the right.

Mode Select Keys

INV: Press to perform the function above the keys.

MODE: Press to select the calculation mode.
Then press 1 – 5 to select the Mode:

<u>Press</u>	<u>Mode</u>	<u>Displayed</u>
1	Decimal	DEG
2	Binary	BIN
3	Octal	OCT
4	Hexadecimal	HEX
5	Statistical	SD DEG

Display Mode Keys

Display Mode Keys

FLO – SCI – ENG Press to select the display mode.

FLOATING: Floating Point	Ex. 123456
SCI: Scientific Exponential	Ex. 1.2345606
ENG: Engineering Exponential	Ex. 123.45604

Display Range

Floating Point :	$10^{-9} \rightarrow 10^{10}$
Scientific:	$10^{-99} \rightarrow 10^{100}$
Engineering	Exponential $10^{-99} \rightarrow 10^{100}$
Mantissa:	Less than 100

Decimal Point

Press **MODE**, then press **DRG** to set in **DEG** mode.

Press **INV** and press **FIX** then a number from 0 to 9 to set the number of numbers to the right of the decimal point.
Press **INV** and press **FIX** then **.** (decimal point) to reset the Decimal point location.

DRG: Degree/Radian/Gradient Mode Key.
Press to change the angle units.

DRG> : Angle Conversion key.
Used with INV key to convert angle values to different units.

$$200^{\text{GRAD}} = 180 \text{ degrees} = \text{Pi}^{\text{RAD}}$$

Basic Functions

+, −, x, ÷ keys

Press keys as written for basic functions.

% key

Press for percentage calculations, Add-on and discounts.

(...) **Open/Close parenthesis keys**

Press for up to 6 levels of parenthesis when performing complex calculations.

Up to 15 consecutive open parenthesis may be used at one time.

Notes: Open and close parenthesis must be used together, If only one is used, the calculation will be incorrect.

Fractions

Accepts fractions and calculates with both mixed and improper fractions. Answers are given in mixed fractions.

ab/c Fraction key: Press to enter fractions as shown:

Improper fractions A/B:

Numerator **ab/c** Denominator

Ex. $6 \text{ ab/c } 7 = 6/7$ <<6_| 7>> is displayed
Up to 6 digits may be used for the numerator, 3 digits for the denominator.

Mixed Fractions

Enter: Integer **ab/c** Numerator **ab/c** Denominator

Ex. 4 **ab/c** 6 **ab/c** 7 = 4 6/7

4_6_|7 is displayed

Up to 3 digits may be used for the Integer, numerator or denominator up to a total of 8 digits.

Press **ab/c** to change the displayed number from a fraction to a decimal number.

d/c Mixed/improper fraction key

Press to convert mixed fractions to improper fractions:

<u>Press</u>	<u>Displayed</u>
10 ab/c 3	10_ 3
INV d/c =	3_1_ 3
INV d/c 10_ 3	

X<->Y key. Press to reverse the operand and the operator for multiplication and division.

123 x 456 ÷ 789 INV X<->Y =
(0.01406718)

Memory Keys

M+ Press to add the displayed number to the independent memory

Min Press to store the displayed number in the independent memory

MR Press to recall the number in memory.

X->M Display/Independent Memory Exchange key. Press to exchange the displayed number with the contents of the independent memory and vice versa.

Binary/Octal/Hexadecimal keys

Enter numbers with the following keys:

Binary Keys	0 – 1
Octal keys	0 – 7
Hexadecimal keys	0–9,A,B,C,D,E,F

Remember to first press:

MODE 2 for Binary, MODE 3 for Octal,
MODE 4 for Hexadecimal.

NEG key: Press to change to the complement in Binary/Octal or Hexadecimal modes. Press again to change the complement back to the original value.

BINARY – MODE 2

Press 101010 **NEG** 1111010110. is displayed

Octal – MODE 3

Press 123456 **NEG** 7777654322. is displayed

Hexadecimal – MODE 4

Press 789 A B C **NEG** FFFF876544. is displayed

Function Keys

ARCHYP – ArcHyperbolic key

HYP – Hyperbolic key

sin - Sine key

cos - Cosine key

tan - Tangent key

In - Natural Logarithm key

e^x - Exponential function key

x^2 - Square key

\sin^{-1} - Arc Sine key

\cos^{-1} - Arc Cosine key

\tan^{-1} - Arc Tangent key

log - Common Logarithm key

10x - Common exponential key

- Square Root key

1/x - Reciprocal key

DMS – DEG

Sexadecimal -> Decimal conversion key

R->P, P->R

Rectangular->Polar Coordinate key

x^y - Raise to power key

- Pi key

$\sqrt[3]{\quad}$ - Cubic Root key

$x^{1/y}$ - Multiple root key

n! - Factorial key

Statistical keys

Variable Entry (DATA)

Variable Correction (DEL) key

Σx key

n key

σ^n key

σ^{n-1} key

Σx^2 key

\bar{x} key

Logical calculation keys

Used for Logical calculations in Binary, Octal and Hexadecimal modes

AND OR

XOR XNOR NOT

Display Indicators

The following indicators will appear when the respective function is selected

<u>Display</u>	<u>Mode</u>
INV	Inv
HYP	Hyperbolic
BIN	Binary Mode
OCT	Octal Mode
HEX	Hexadecimal mode

<u>Display</u>	<u>Mode</u>
SD	Statistical mode
DEG	Degree Mode
RAD	Radian mode
GRAD	Gradient mode
()	Calculation in Parenthesis

<u>Mode</u>	<u>Hexadecimal</u>	<u>Statistical</u>
+, -, x, ÷	6 levels	3 levels
()	y	y
Constant	y	y
Percentage	n	y
Fractions	n	n
Memory Function	y	y
1 variable function	n	y
2 variable function	n	y
Raise to Power	n	n
Statistical	n	y
Logical	y	n
Complement (NEG)	y	n
+/-	n	y
Display (FLO, SCI, ENG)	n	y
Decimal (Fix)	n	y
Angle	n	y
Reverse	y	y

Calculations modes

<u>Mode</u>	<u>Decimal</u>	<u>Binary</u>	<u>Octal</u>
+, -, x, ÷	6 levels	6 levels	6 levels
()	15 levels	15 levels	15 levels
Constant	y	y	y
Percentage	y	n	n
Fractions	y	n	n
Memory	y	n	n
Functions			
1 variable	y	n	n
2 variable	y	n	n
Raise to Power	y	n	n
Statistical	y	y	y
Logical	y	n	n
Complement (NEG)	n	y	y
+/-	y	n	n
Display (FLO, SCI, ENG)	y	n	n
Decimal (Fix)	y	n	n
Angle	y	n	n
Reverse	y	y	y

Calculation priority

Calculation priority is automatically determined by the calculator. Algebraic expressions are entered as they would be written.

Single variable functions and calculations in parenthesis have a higher priority than basic functions like +, -, x, ÷.

During calculations lower priority calculations are stored in the stack memory and processed in turn. Six levels of calculations may be stored in stack memory.

Calculation range

A maximum of 9 digits in the mantissa or 10 digits plus 2 digits for exponent may be entered. If a result is too large to display, an Error indicator appears. This applies for Decimal/Octal/Hexadecimal modes.

Statistical calculations

Press **MODE 5** to enter Statistical Mode. This clears all function commands and all registers except the memory.

The results of statistical calculations are stopped in the statistical calculation memory. As a result, you can perform statistical calculations again by exiting to another mode and then resetting the calculator for statistical calculation mode.

Entering Statistical data

Ex. 1: 2 DATA 3 DATA 4 DATA
Ex. 2: 125 LOG DATA 100 LOG DATA
Ex. 3: (123 M+ MR DATA)

Making corrections

C/CE clears the last digit pressed.
INV DEL deletes the last DATA entered.

Output of Statistical Calculation Results

<u>Output</u>	<u>Operation</u>
Arithmetic mean	INV \bar{X}
Standard Deviation of sample	INV σ^{n-1}
Standard Deviation population parameter	INV σ^n
Variance of Sample	INV $\sigma^{n-1} X^2$
Variance of Population	INV $\sigma^n X^2$
Sum of data	INV $\sum X$
Sum of Squares of data	INV $\sum X^2$

Performing Logical Calculations

Logical Calculations are performed with Boolean Algebra. Variables in logical calculations have only two values, True and False. Truth is represented by a “1” and False is represented by a “0”.

For Octal or Hexadecimal calculations, the values are converted to Octal or Hexadecimal.

Type of logical calculations and truth tables

AND: Product of propositions
Produces 1 when all input values are 1.

OR Sum of propositions
Produces 1 when one or more input values are 1.

XOR Exclusive Sum of propositions
Produces 0 when all input values are either 1 or 0. (Other cases acts as an OR)

XNOR Exclusive sum of propositions
Combination of XOR and NOT

NOT Negation
Produces the opposite value of the Input.

Examples:

1100 **AND** 1010 = (1000.)
1100 **OR** 1010 = (1110.)
1100 **XOR** 1010 = (110)

Truth Tables

AND	INPUT		OUTPUT
	<u>A</u>	<u>B</u>	<u>X</u>
	1	1	1
	1	0	0
	0	1	0
	0	0	0

OR	INPUT		OUTPUT
	<u>A</u>	<u>B</u>	<u>X</u>
	1	1	1
	1	0	1
	0	1	1
	0	0	0

XOR, XNOR	INPUT		OUTPUT	
	<u>A</u>	<u>B</u>	<u>X OR</u>	<u>X NOR</u>
	1	1	0	1
	1	0	1	0
	0	1	1	0
	0	0	0	1

NOT	INPUT	OUTPUT
	<u>A</u>	<u>X</u>
	1	0
	0	1

Errors

The calculator will overflow if::

- Calculation or contents of the memory are outside the range of 1×10^{-99} to $9.999999999 \times 10^{-99}$
- When dividing by 0.
- When data exceeds the range of any function or statistical data
- In Statistical calculation mode, if σ^{n-1} is calculated with only one data
- When finding x, σ^n and σ^{n-1} when $v=0$.
- When the number of calculation nesting levels exceeds 3 in statistical mode
- When more than 15 open parenthesis are used at one time.

In these cases the calculator stops and displays **E**. Press C/CE to resume.

Examples

Constant Calculations

$$\text{EX. } 4 + 5 = \quad 5 + 5 = \quad 6 + 5 =$$

$$\text{Press } 4 + 5 = \quad 5 = \quad 6 =$$

Binary

MODE 2

$$10101011 + 1100 + 1110 = 11000101$$

Octal

MODE 3

$$654 + 321 = 1175$$

$$741 - 357 = 362$$

Hexadecimal

MODE 4

$$\text{AAA} + \text{bb} + \text{C} = \text{b71}$$

$$\text{dEF} - \text{EFE} = \text{FFFFFFFEF1}$$

$$\text{FEDC} \times \text{A9} = \text{A83F3C}$$

Binary/Octal/Hexadecimal mode calculations may be mixed.

Trigonometric Functions

	<u>Press</u>	<u>Displayed</u>
Sin53°	[Mode][DRG]►DEG	53 sin (0.79863551)
Tan 65grad	[Mode][DRG]►GRAD	65 tan (1.631851687)
Cos22	[Mode][DRG]►RAD	22 cos (-0.999960826)

Inverse Trigonometric Functions

Sin ⁻¹ 0.3	[DEG] . 3 INV sin-1	(17.45760312°)
Cos ⁻¹ 0.8	[DEG] . 8 INV cos-1	(36.86989765°)

Logarithmic Functions

Log 123=	1 2 3 log	(2.089905111)
In 123=	1 2 3 In	(4.812184355)

Exponential calculations

e ^{2.2} =	2 2 INV e ^x	(3584912846)
10 ^{2.3} =	2 . 3 INV 10 ^X	(199.5262315)

Reciprocal Calculations

$$\frac{1}{2 \times 3 + 4} = 0.1 \quad 2 \times 3 + 4 = 1/x \quad (0.1)$$

Factorial Calculation

$$(4 \times 2 - 3)! = 120 \quad 4 \times 2 - 3 = \text{INV } n! \quad (120)$$

Trigonometric Calculations

$$\text{Cosec } x = \frac{1}{\sin x}$$

[DEG] 4 5 sin 1/x (1.414213562)

Hyperbolic Calculations

Cosh34 = 3 4 HYP cos (2.917308713 x 10¹⁴)

Inverse Hyperbolic Calculations

Sinh-1 1.5 x 10²⁵ = 58.66323961
 1 . 5 EXP 2 5 INV HYP sin (58.66323961)

Statistical Calculations

DATA	Enters statistical data
Σx	Displays Sum of the data
n	Displays the number of data
σ^{n-1}	Displays the Standard deviation sample
Σx^2	Displays the Square sum of the data
\bar{x}	Displays the Mean value of the data
σ^2	Displays the Standard deviation population parameter

Note: In scientific mode the results may be displayed in the form of exponent

APPLICATIONS AND EXAMPLES

BUSINESS

Calculate the future value of a \$1000 investment compounded annually at a rate of 6% for 7 years.

$$\begin{aligned} \text{FV} &= p(1+i)^n \\ &= 1000(1+0.06)^7 \\ &= 1503.63 \end{aligned}$$

Press	Display
1 [+] 0.06 [=] [x ^y] 7[=]	1.503630259
[x] 1000 [=]	1503.630259

PHYSICS

If a ball is thrown upward with a velocity of 75 feet per second, what is its velocity at the end of 1.6 seconds ($g=32.2 \text{ ft/sec}^2$)?

$$\begin{aligned} \text{Velocity: } V &= V_0 - gt \\ &= 75 - (32.2 \times 1.6) \\ &= 23.48 \text{ ft/sec.} \end{aligned}$$

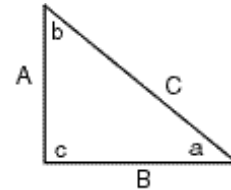
$$\begin{aligned} \text{Height: } S &= V_0 t - \frac{1}{2} gt^2 \\ &= (75 \times 1.6) - \left(\frac{1}{2} \times 32.2 \times (1.6)^2\right) \\ &= 78.784 \text{ ft.} \end{aligned}$$

Press	Display
75 [-] 32.2 [x] 1.6 [=]	23.48
75 [x] 1.6 [-] 2[1/x] [x]	0.5
32.2 [x] 1.6 [x ²] [=]	78.784

CIVIL ENGINEERING

In this right triangle, $A = 5.7$ feet and $a = 30$ degrees. Determine the value of C .

$$\begin{aligned} \sin a &= A / C \\ \sin 30 \text{ degrees} &= 5.7 / C \\ C &= 5.7 / \sin 30 \text{ degrees} \\ C &= 5.7 / .5 \\ C &= 11.4 \end{aligned}$$



Mode	Press	Display
DEG	5.7 [÷]	5.7
	30 [sin]	.5
	[=]	11.4

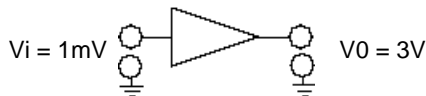
In this right triangle, $A = 6$ feet and $C = 15$ feet. Determine the values of a , b and B .

$$\begin{aligned} \sin a &= A / C \\ \sin a &= 6 / 15 = 0.4 \\ \sin^{-1} .4 &= 23.58 \\ \mathbf{a} &= \mathbf{23.58 \text{ degrees}} \\ \mathbf{b} &= \mathbf{90 - 23.58 = 66.42 \text{ degrees}} \\ \cos a &= B / C \\ \cos 23.58 &= B / 15 \\ B &= \cos 23.58 \times 15 \\ \mathbf{B} &= \mathbf{.9165 \times 15 = 13.7475 \text{ feet}} \end{aligned}$$

Mode	Press	Display
DEG	0 [INV][x<->m]	0
	6 [÷]	6
	15 [=]	0.4
	[INV] [sin ⁻¹]	23.57817848
	[Min]	M 23.57817848
	90 [-] [MR] [=]	M 66.42182152
	0 [INV][x<->m]	23.57817848
	23.58 [cos]	0.916502421
	[×] 15 [=]	13.74753633

ELECTRONICS

AMPLIFIER GAIN



Calculate the value of A_v

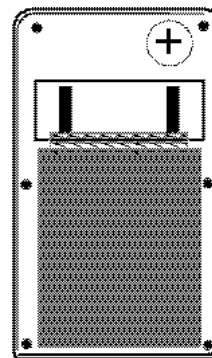
$$\begin{aligned}
 \text{Voltage gain } A_v &= 20 \log V_o/V_i \\
 &= 20 \log \frac{3}{1 \times 10^{-3}} \\
 &= 69.54242509 \text{ dB}
 \end{aligned}$$

Press	Display
3 [÷] [EXP] 3 [+/-]	1. -03
[=] [log] [×]	3.477121255
20 [=]	69.54242509

REPLACING THE BATTERY

If the calculator slows down when using the battery, the battery is weak and should be replaced.

1. Remove the 6 screws on the bottom panel and remove the panel.
2. Remove the old batteries.
3. Insert the new batteries (Radio Shack type RS-389 Cat. No. 23-101) following the polarity of the old battery.



4. Replace the bottom panel and replace the screws.

Replacement Batteries

<u>Radio Shack</u>	<u>Eveready</u>	<u>Maxell</u>
389A	189	LR1130

CARE AND MAINTENANCE

This scientific calculator is a carefully designed and crafted electronic device. With the proper care, you can enjoy it for years.

- Keep the calculator dry and away from liquids. If it gets wet, dry it immediately with a soft cloth. If water enters the calculator, wait for the water to evaporate before using the calculator.
- Store the calculator in moderate temperatures. Excessive heat or cold can damage the calculator.
- Do not drop or strike the calculator. A hard knock can damage circuit boards or the display.
- Keep the unit in its protective case when not in use. Clean the calculator case only with a soft damp cloth. Do not use harsh chemicals, cleaning solvents or detergents.

Attempting to modify or tamper with the calculator's internal components can cause a malfunction and invalidate the warranty. If the calculator is not functioning properly, return it to Datexx for assistance.

Datexx Limited Warranty

This product is warranted against defects for 1 year from date of purchase. Within this period, we will replace or repair it, at our option, without charge for parts and labor, with the exception of accessories such as batteries, wallets, etc.

Return the defective unit with proof of purchase and a check or money order for \$5.00 (to cover postage, insurance and handling) to Teledex Service Center, 1 Atlas St., Kenilworth, NJ, 07033.

This warranty does not cover products subjected to misuse, accidental damage, or repair by other than TELEDEX. In no event shall TELEDEX be liable for consequential economic damage or damage to property.

Except as provided herein, DATEXX makes no express warranties and any implied warranties are limited in duration to the written limited warranties contained herein. Some states do not permit limitation or exclusion of implied warranties; therefore, the aforesaid limitation(s) or exclusion(s) may not apply to the purchaser.

This warranty gives you specific legal rights and you may also have other rights which vary from state to state.

DS-700-30Xa

©2001 Datexx - A Division of Teledex Inc.

www.datexx.com