

DATEXX

DD-610 Desktop Calculator

TELEDEX Limited U.S.A. Warranty

TELEDEX INC. warrants these products to the original purchaser to be free from defective material and workmanship. Under this warranty, the product will be repaired or replaced at our option, for up to one year, without charge except for supplies or accessories such as batteries, wallets etc, when returned with proof of purchase to **TELEDEX SERVICECENTER, 1 ATLAS St. Kenilworth NJ 07033**. A check or money order for \$5.00 to cover postage must be included. This is the exclusive written warranty. No other warranty, expressed or implied, shall extend beyond the time listed above. TELEDEX is not liable for consequential economic or property damage. Some states do not allow a time limit on implied warranties or exclusion of consequential damage so this may not apply to you. This warranty gives you specific legal rights. You may have other legal rights that vary from state to state.

TELEDEX INC. 1 Atlas st. Kenilworth, NJ 07033
Warranty valid only in U.S.A. Printed in China

Large, 8-Digit Display – large, easy-to-read digits.

Four Function Memory – includes addition, subtraction, recall and clear.

Automatic Power Off – saves battery power if the calculator is left unused for about 7 minutes.

OPERATING THE CALCULATOR

ON/C turns on the calculator. The calculator automatically turns off after about 7 minutes if no key is pressed. **OFF** turns off the calculator. If the calculator is on, **ON/C** clears the entire calculation.

+/- Key – Changes the displayed number from positive (+) to negative (-) or from negative (-) to positive (+). **Minus** – appears when the displayed value is negative.

CE Key – Deletes the displayed number without losing any pending calculation. If a result is too big to show on the display, the calculator stops and displays ERROR. Press **CE** to resume calculating.

PERFORMING CALCULATIONS


Addition (+)
Example: $6 + 7 = 13$  **Press** $(6) + (7) =$ **Displayed** 13


Subtraction (-)
Example: $10 - 4 = 6$  $(1) (0) - (4) =$ 6


Multiplication (x)
Example: $7 \times 5 = 35$  $(7) \times (5) =$ 35

Division (/)
Example: $14 \div 7 = 2$  $(1) (4) \div (7) =$ 2

Percentages (%) Examples:

6% of 100.  $(1) (0) (0) \times (6) \%$ 6

Add 6% tax to \$20.  $(2) (0) + (6) \%$ 21.2

20% discount from \$150.  $(1) (5) (0) - (2) (0) \%$ 120

MEMORY FUNCTIONS

M + Adds the displayed number to memory.

M - Subtracts the currently displayed number from memory.

MRC Press once to display number stored in memory. Press twice to clear the memory.

CARE AND MAINTENANCE

- Keep the calculator dry. If it gets wet, wait for the water to evaporate before use.
- Store the calculator in moderate temperatures.
- Do not drop or strike the calculator.
- Do not use harsh chemicals to clean the unit.

If the calculator is not working properly, return it to Datexx for service.

REPLACING THE BATTERY

If the calculator slows down when using the battery, the battery is weak and should be replaced.

1. Remove the rear screw and cover.
2. Insert the new battery into the battery compartment, with the + side up.
3. Replace the rear cover.

Replacement Batteries		
RadioShack	Eveready	Maxell
389A	189	LR1130

Visit Datexx on the Internet at:
[HTTP://WWW.DATEXX.COM](http://www.datexx.com)