

fx-82SOLAR



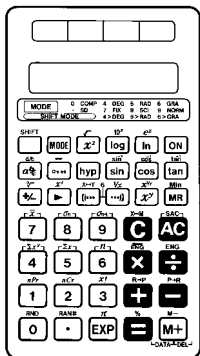
fx-85B

fx-260SOLAR

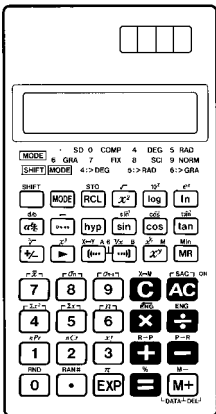
fx-280

英(西)仏(独)伊

CASIO®



fx-82SOLAR/
fx-260SOLAR



fx-85B/fx-280

ENGLISH 1
 ESPAÑOL 36
 FRANÇAIS 73

DEUTSCH 110
 ITALIANO 147



CASIO ELECTRONICS CO., LTD.
Unit 6, 1000 North Circular Road,
London NW2 7JD, U.K.

Contents

Handling Precautions ...	2
Modes ...	3
Basic Calculations ...	5
Constant Calculations ...	6
Memory Calculations ...	7
Fraction Calculations ...	9
Percentage Calculations ...	10
Scientific Function Calculations ...	11
Statistical Calculations (SD Mode) ...	18
Technical Information ...	21

















Handling Precautions

- Your calculator is made up of precision components. Never try to take it apart.
- Avoid dropping your calculator and otherwise subjecting it to strong impact.
- Do not store the calculator or leave it in areas exposed to high temperature or humidity, or large amounts of dust. When exposed to low temperatures, the calculator may require more time to display results and may even fail to operate. Correct operation will resume once the calculator is brought back to normal temperature.
- The display will go blank and keys will not operate during calculations. When you are operating the keyboard, be sure to watch the display to make sure that all your key operations are being performed correctly.
- Never leave the dead battery (fx-85B/fx-280) in the battery compartment. It can leak and damage the unit.
- Avoid using volatile liquids such as thinner or benzine to clean the unit. Wipe it with a soft cloth, or with a cloth that has been dipped in a solution of water and a neutral detergent and wring out.
- In no event will the manufacturer and its suppliers be liable to you or any other person for any damages, expenses, lost profits, lost savings, or any other damages arising out of malfunction, repairs, or battery replacement (fx-85B/fx-280), or insufficient light. The user should prepare physical records of data to protect against such data loss.
- Never dispose of battery (fx-85B/fx-280), the liquid crystal panel, or other components by burning them.
- Before assuming malfunction of the unit, be sure to care-

fully reread this manual and ensure that the problem is not due to low battery power (fx-85B/fx-280) or operational error.

- The contents of this manual are subject to change without notice.
- No part of this manual may be reproduced in any form without the express written consent of the manufacturer.
- Keep this manual on hand for future reference.

Modes

Application	Key Operation	Mode Name*
Standard deviation calculations	 	SD
Normal calculations	 	COMP
Calculations using degrees	 	DEG
Calculations using radians	 	RAD
Calculations using grads	 	GRA
Number of decimal place specification	 	FIX
Number of significant digit specification	 	SCI
Cancels FIX and SCI settings	 	NORM

* Display indicators show current mode setting. Absence of display indicator indicates COMP Mode.

Note!

- A mode guide is located at the top of the display screen.
- DEG, RAD, and GRA modes can be used in combination with COMP and SD modes.
- **MODE** **9** does not exit SD mode.
- **MODE** **0** exits SD mode.
- **MODE** **0** does not clear SCI or FIX specifications.
- Always press **AC** before entering DEG, RAD, and GRA modes.
- Remember to always set the operating mode and angular unit (DEG, RAD, GRA) before starting your calculation.

Basic Calculations

- Use the COMP mode for basic calculations.

- **Example 1:** $23 + 4.5 - 53$

$$23 \text{ + } 4.5 \text{ - } 53 \text{ = } \boxed{-25.5}$$

- **Example 2:** $56 \times (-12) \div (-2.5)$

$$56 \text{ x } 12 \text{ +/- } \div \text{ 2.5 +/- } \text{ = } \boxed{268.8}$$

- **Example 3:** $2 \div 3 \times (1 \times 10^{20})$

$$2 \text{ \div } 3 \text{ x } 1 \text{ EXP } 20 \text{ = } \boxed{6.666666667^{19}}$$

- **Example 4:** $7 \times 8 - 4 \times 5 = 36$

$$7 \text{ x } 8 \text{ - } 4 \text{ x } 5 \text{ = } \boxed{36.}$$

- **Example 5:** $\frac{6}{4 \times 5} = 0.3$

$$4 \text{ x } 5 \text{ \div } 6 \text{ SHIFT X-Y } \text{ = } \boxed{0.3}$$

- **Example 6:** $2 \times [7 + 6 \times (5 + 4)] = 122$

$$2 \text{ x } [\text{ (} 7 \text{ + } 6 \text{ x } [\text{ (} 5 \text{ + } 4 \text{) }] \text{) }] \text{ = } \boxed{122.}$$

- You can skip all $[]$ operations before the $=$ key.

- **Example 7:** $4/3\pi 5^3$

$$4 \div 3 \times \text{SHIFT} \pi \times 5 \text{SHIFT} x^3 = \boxed{523.5987756}$$

Constant Calculations

- Press **+**, **-**, **×** or **÷** twice after inputting a number to make that number a constant.
- “K” is on the display while a constant is being used.
- Use the COMP mode for constant calculations.

- **Example 1:** $2.3+3$, then $2.3+6$

$$(2.3+3) \quad 2.3 \text{ + } \text{ + } 3 = \boxed{\text{K} \quad 5.3}$$

$$(2.3+6) \quad 6 = \boxed{\text{K} \quad 8.3}$$

- **Example 2:** 12×2.3 , then $12 \times (-9)$

$$(12 \times 2.3) \quad 12 \text{ × } \text{ × } 2.3 = \boxed{\text{K} \quad 27.6}$$

$$(12 \times (-9)) \quad 9 \text{ +/- } = \boxed{\text{K} \quad -108.}$$

- **Example 3:** $17+17+17+17=68$

$$(17+17) \quad 17 \text{ + } \text{ + } = \boxed{\text{K} \quad 34.}$$

$$(17+17+17) \quad = \boxed{\text{K} \quad 51.}$$

$$(17+17+17+17) \quad = \boxed{\text{K} \quad 68.}$$

• **Example 4:** $1.7^4=8.3521$

(1.7 ²)	1.7	×	×	=	K 2.89
(1.7 ³)				=	K 4.913
(1.7 ⁴)				=	K 8.3521

Memory Calculations

- Use the COMP mode for memory calculations.
- Use **SHIFT** **Min**, **M+**, **SHIFT** **M-** and **MR** for memory calculations. **SHIFT** **Min** replaces current memory contents.
- “M” appears when there is a value in memory.
- To clear memory, press **0** **SHIFT** **Min** or **AC** **SHIFT** **Min**.

• **Example 1:** $(53+6)+(23-8)+(56\times 2)+(99\div 4)=210.75$

(53+6)	53	+	6	=	SHIFT Min	M 59.
(23-8)	23	-	8	M+		M 15.
(56×2)	56	×	2	M+		M 112.
(99÷4)	99	÷	4	M+		M 24.75
(Memory recall)				MR		M 210.75

- **Example 2:** To calculate the following using memory as shown.

$$7 + 7 - 7 + (2 \times 3) + (2 \times 3) - (2 \times 3) = 13$$

7 **SHIFT** **Min** **M+** **SHIFT** **M-** 2 **×** 3 **M+** **M+** **SHIFT** **M-** **MR**

M	13.
---	-----

- **Example 3:** To calculate the following using memory and a constant: $(12 \times 3) - (45 \times 3) + (78 \times 3) = 135$.

(12×3) 3 **×** **×** 12 **=** **SHIFT** **Min**

MK	36.
----	-----

(45×3) 45 **SHIFT** **M-**

MK	135.
----	------

(78×3) 78 **M+**

MK	234.
----	------

(Memory recall) **MR**

MK	135.
----	------

■ Additional fx-85B/fx-280 Memory Calculations

- The fx-85B/fx-280 has two additional memories named A and B.
- Use **SHIFT** **STO** to store data and **RCL** to recall data.
- Storing data in a memory replaces anything stored there previously.
- To clear a memory, store a zero in it.
- **Example 1:** To input 123 in memory A.

AC 123 **SHIFT** **STO** **A**

123.

AC RCL A 123.

- **Example 2:** To store the results of 123×456 in memory B.

AC 123 \times 456 SHIFT STO B 56088.

AC RCL B 56088.

Fraction Calculations

- Use COMP mode for fraction calculations.
- Total number of digits (including division marks) cannot exceed 10.

• **Example 1:** $\frac{2}{3} + \frac{4}{5} = 1\frac{7}{15}$

2 $\frac{a}{b}$ 3 + 4 $\frac{a}{b}$ 5 = 1 7 15.

• **Example 2:** $3\frac{1}{4} + 1\frac{2}{3} = 4\frac{11}{12}$

3 $\frac{a}{b}$ 1 $\frac{a}{b}$ 4 +

1 $\frac{a}{b}$ 2 $\frac{a}{b}$ 3 = 4 11 12.

• **Example 3:** $\frac{2}{4} = \frac{1}{2}$

2 $\frac{a}{b}$ 4 2 4.

= 1 2.

• **Example 4:** $\frac{1}{2} + 1.6 = 2.1$

1 $\frac{a}{b}$ 2 + 1.6 = 2.1

Fraction/decimal calculation result is always decimal.
— 9 —

- **Example 5:** $\frac{1}{2} \leftrightarrow 0.5$ (Fraction \leftrightarrow Decimal)

1 $\frac{a}{b}\%$ 2 $=$

$\frac{a}{b}\%$

$\frac{a}{b}\%$

- **Example 6:** $1\frac{2}{3} \leftrightarrow \frac{5}{3}$

1 $\frac{a}{b}\%$ 2 $\frac{a}{b}\%$ 3

SHIFT $\frac{d}{c}$

SHIFT $\frac{d}{c}$

Percentage Calculations

- Use COMP mode for percentage calculations.

- **Example 1:** To calculate 12% of 1500.

1500 \times 12 SHIFT $\%$

- **Example 2:** To calculate what percentage of 880 is 660.

660 \div 880 SHIFT $\%$

- **Example 3:** To add 15% onto 2500.

2500 \times 15 SHIFT $\%$ $+$

- **Example 4:** To discount 3500 by 25%.

$$3500 \times 25 \text{ [SHIFT] [%] [-] } \boxed{2625.}$$

- **Example 5:** To calculate the following using a constant.

$$12\% \text{ of } 1200 = 144$$

$$18\% \text{ of } 1200 = 216$$

$$23\% \text{ of } 1200 = 276$$

$$(12\%) \quad 1200 \times \times 12 \text{ [SHIFT] [%] } \boxed{\text{K } 144.}$$

$$(18\%) \quad 18 \text{ [SHIFT] [%] } \boxed{\text{K } 216.}$$

$$(23\%) \quad 23 \text{ [SHIFT] [%] } \boxed{\text{K } 276.}$$

Scientific Function Calculations

- Use COMP mode for scientific function calculations.
- Some calculations may take a long time to complete.
- Wait for result before starting next calculation.
- $\pi = 3.1415926536$.

■ Sexagesimal Functions

- **Example 1:** $14^{\circ}25'36'' + 12^{\circ}23'34'' = 26^{\circ}49'10''$

$$14 \text{ [DMS] } 25 \text{ [DMS] } 36 \text{ [DMS] } +$$

$$12 \text{ [DMS] } 23 \text{ [DMS] } 34 \text{ [DMS] } = \boxed{26^{\circ}49'10.}$$

- **Example 2:** $1^{\circ}2'3'' + 4.56 = 5.594166667$

$$1 \text{ [DMS]} 2 \text{ [DMS]} 3 \text{ [DMS]} + 4.56 = \boxed{5.594166667}$$

- **Example 3:** $\sin 87^{\circ}65'43.21'' = 0.999447513$ (DEG mode)

$$87 \text{ [DMS]} 65 \text{ [DMS]} 43.21 \text{ [DMS]} \sin \boxed{0.999447513}$$

- **Example 4:** $1.23 \leftrightarrow 1^{\circ}13'48''$

$$1.23 \text{ [DMS]} \boxed{1^{\circ}13'48.}$$

$$\text{[DMS]} \boxed{1.23}$$

$$\text{[DMS]} \boxed{1^{\circ}13'48.}$$

- **Example 5:** $12^{\circ}34' \leftrightarrow 12.56666667$

$$12 \text{ [DMS]} 34 \text{ [DMS]} \text{[SHIFT]} \text{[DMS]} \boxed{12.56666667}$$

You can also use [DMS] when inputting values to convert between sexagesimal and decimal.

■ Trigonometric/Inverse Trigonometric Functions

- **Example 1:** $\sin \left(\frac{\pi}{6} \text{ rad} \right)$ (RAD mode)

$$\text{[SHIFT]} \text{[}\pi\text{]} \text{[}\div\text{]} 6 = \text{[sin]} \boxed{\text{RAD} \quad 0.5}$$

- **Example 2:** $\cos 63^\circ 52' 41''$ (DEG mode)

$$63 \text{ [0.]] 52 \text{ [0.]] 41 \text{ [0.]] [COS] \quad \begin{array}{c} \text{DEG} \\ 0.440283084 \end{array}$$

- **Example 3:** $\tan (-35\text{gra})$ (GRA mode)

$$35 \text{ [+/-] [tan] \quad \begin{array}{c} \text{GRA} \\ -0.612800788 \end{array}$$

- **Example 4:** $\cos^{-1} \left(\frac{\sqrt{2}}{2}\right)$ (RAD mode)

$$2 \text{ [SHIFT] [\sqrt{\quad}] [\div] 2 [=] [SHIFT] [COS^{-1}] \quad \begin{array}{c} \text{RAD} \\ 0.785398163 \end{array}$$

- **Example 5:** To convert 45 degrees to radians, grads, and back to degrees.

$$\text{[MODE] [4] 45 \quad \begin{array}{c} \text{DEG} \\ 45. \end{array}$$

$$\text{[SHIFT] [MODE] [5] \quad \begin{array}{c} \text{RAD} \\ 0.785398163 \end{array}$$

$$\text{[SHIFT] [MODE] [6] \quad \begin{array}{c} \text{GRA} \\ 50. \end{array}$$

$$\text{[SHIFT] [MODE] [4] \quad \begin{array}{c} \text{DEG} \\ 45. \end{array}$$

Repeated conversion between angle units can cause normally minute error to accumulate, resulting in poor precision.

■ Hyperbolic/Inverse Hyperbolic Functions

- **Example 1:** $\sinh 3.6$ 3.6 $\boxed{\text{hyp}}$ $\boxed{\text{sin}}$ $\boxed{18.28545536}$
- **Example 2:** $\sinh^{-1} 30$ 30 $\boxed{\text{hyp}}$ $\boxed{\text{SHIFT}}$ $\boxed{\text{sin}^{-1}}$ $\boxed{4.094622224}$

■ Common and Natural Logarithms, Exponents

- **Example 1:** $\log 1.23$ 1.23 $\boxed{\log}$ $\boxed{0.089905111}$
- **Example 2:** $\ln 90$ ($=\log_e 90$) 90 $\boxed{\ln}$ $\boxed{4.49980967}$
- **Example 3:** $\frac{\log 64}{\log 4}$ 64 $\boxed{\log}$ $\boxed{\div}$ 4 $\boxed{\log}$ $\boxed{=}$ $\boxed{3.}$

- **Example 4:** $10^{0.4} + 5 e^{-3}$
 .4 $\boxed{\text{SHIFT}}$ $\boxed{10^x}$ $\boxed{+}$
5 $\boxed{\times}$ 3 $\boxed{+/-}$ $\boxed{\text{SHIFT}}$ $\boxed{e^x}$ $\boxed{=}$ $\boxed{2.760821773}$

- **Example 5:** 2^3 2 $\boxed{x^y}$ 3 $\boxed{=}$ $\boxed{8.}$

- **Example 6:** 2^{-3} 2 $\boxed{x^y}$ 3 $\boxed{+/-}$ $\boxed{=}$ $\boxed{0.125}$

- **Example 7:** e^{10} 10 $\boxed{\text{SHIFT}}$ $\boxed{e^x}$ $\boxed{22026.46579}$

- **Example 8:** $\log \sin 40^\circ + \log \cos 35^\circ$ (DEG mode)

$$40 \text{ [sin] [log] [+] 35 \text{ [cos] [log] [=] } \begin{array}{|c|} \hline \text{DEG} \\ \hline -0.278567983 \\ \hline \end{array}$$

To convert to antilogarithm:

$$\text{[SHIFT] [10^x] } \begin{array}{|c|} \hline \text{DEG} \\ \hline 0.526540784 \\ \hline \end{array}$$

- **Example 9:** $8^{1/3}$ $8 \text{ [SHIFT] [x^{1/2}] 3 [=] } \begin{array}{|c|} \hline 2. \\ \hline \end{array}$

■ Square Roots, Cube Roots, Squares, Reciprocals and Factorials

- **Example 1:** $\sqrt{2} + \sqrt{3} \times \sqrt{5}$

$$2 \text{ [SHIFT] [√] [+] 3 \text{ [SHIFT] [√] [×] 5 \text{ [SHIFT] [√] [=] } \begin{array}{|c|} \hline 5.287196909 \\ \hline \end{array}$$

- **Example 2:** $\sqrt[3]{5} + \sqrt[3]{-27}$

$$5 \text{ [SHIFT] [√³] [+] 27 \text{ [+/-] [SHIFT] [√³] [=] } \begin{array}{|c|} \hline -1.290024053 \\ \hline \end{array}$$

- **Example 3:** $123 + 30^2$

$$123 \text{ [+] 30 \text{ [x²] [=] } \begin{array}{|c|} \hline 1023. \\ \hline \end{array}$$

- **Example 4:** $\frac{1}{\frac{1}{3} - \frac{1}{4}}$

$$3 \text{ [SHIFT] [1/x] [-] 4 \text{ [SHIFT] [1/x] [=] } \text{[SHIFT] [1/x] } \begin{array}{|c|} \hline 12. \\ \hline \end{array}$$

- **Example 5: 8!**

8 **SHIFT** **x!** 40320.

■ **FIX, SCI, NORM, RND, RAN#, ENG** Calculations

- **Example 1:** $1.234 + 1.234$, rounding result to two places (FIX 2).

MODE **7** **2** FIX
0.00

1.234 **+** 1.234 **=** FIX
2.47

- **Example 2:** $1.234 + 1.234$, rounding input to two places.

MODE **7** **2** 1.234 **SHIFT** **RND** **+**

1.234 **SHIFT** **RND** **=** FIX
2.46

- Press **MODE** **9** to clear FIX specification.

- **Example 3:** $1 \div 3$, displaying result with two significant digits (SCI 2).

MODE **8** **2** SCI
0.0⁰⁰

1 **\div** 3 **=** SCI
3.3⁻⁰¹

- Press **MODE** **9** to clear SCI specification.

- **Example 4:** To convert 56,088 meters to kilometers.

$$56088 \text{ [SHIFT] [ENG] } \boxed{56.088^{03}}$$

- **Example 5:** To convert 0.08125 grams to milligrams.

$$.08125 \text{ [SHIFT] [ENG] } \boxed{81.25^{-03}}$$

- **Example 6:** To generate a random number between 0.000 and 0.999.

Example (results differ each time)

$$\text{[SHIFT] [RAN#] } \boxed{0.664}$$

■ Coordinate Conversion

- **Example 1:** To convert polar coordinates ($r=2$, $\theta=60^\circ$) to rectangular coordinates (x , y). (DEG mode)

$$x \quad 2 \text{ [SHIFT] [P→R] } 60 \text{ [=] } \boxed{\text{DEG} \quad 1.}$$

$$y \quad \text{[SHIFT] [X↔Y] } \boxed{\text{DEG} \quad 1.732050808}$$

[SHIFT] [X↔Y] swaps displayed value with value in memory.

- **Example 2:** To convert rectangular coordinates ($1, \sqrt{3}$) to polar coordinates (r , θ). (RAD mode)

$$r \quad 1 \text{ [SHIFT] [R→P] } 3 \text{ [SHIFT] } \sqrt{\quad} \text{ [=] } \boxed{\text{RAD} \quad 2.}$$

θ

SHIFT X-Y

RAD
1.047197551

■ Permutation

- **Example:** To determine how many different 4-digit values can be produced using the numbers 1 through 7.

7 SHIFT nPr 4 = 840.

■ Combination

- **Example:** To determine how many different 4-member groups can be organized in a group of 10 individuals.

10 SHIFT nCr 4 = 210.

Statistical Calculations (SD Mode)

- Press **MODE** \square to enter the SD Mode for statistical calculations using standard deviation.
- If FIX or SCI is on the display, press **MODE** **9** first.
- Data input always starts with **SHIFT** **SAC**.
- **Example:** To calculate σ_{n-1} , σ_n , \bar{x} , n , Σx , and Σx^2 for the following data : 55, 54, 51, 55, 53, 53, 54, 52.

Enter SD Mode.

MODE \square 0.^{SD}

Input Data.

SHIFT **SAC** 55 **DATA**

54 **DATA** 51 **DATA**

55 **DATA** 53 **DATA** **DATA**

54 **DATA** 52 **DATA**

SD
52.

Sample standard deviation

SHIFT **σ_{n-1}**

SD
1.407885953

Population standard deviation

SHIFT **σ_n**

SD
1.316956719

Arithmetic mean

SHIFT **\bar{x}**

SD
53.375

Number of data

SHIFT **n**

SD
8.

Sum of values

SHIFT **Σx**

SD
427.

Sum of squares of values

SHIFT **Σx^2**

SD
22805.

- **DATA** **DATA** inputs the same data twice (as above).
- You can also input multiple entries of the same data using **✕**. To input the data 110 ten times, for example, press 110 **✕** 10 **DATA**.
- The above results can be obtained in any order, and not necessarily that shown above.
- To delete data you have just input, press **SHIFT** **DEL**.

■ Making Corrections During Data Input

- **Example 1:** To change data you have just input.

Correct	Actual	Correction
51 <input type="text" value="DATA"/>	50 <input type="text" value="DATA"/>	<input type="text" value="SHIFT"/> <input type="text" value="DEL"/> 51 <input type="text" value="DATA"/>
130 <input checked="" type="checkbox"/> <input type="text" value="X"/> 31 <input type="text" value="DATA"/>	120 <input checked="" type="checkbox"/> <input type="text" value="X"/>	<input checked="" type="checkbox"/> <input type="text" value="AC"/> 130 <input checked="" type="checkbox"/> <input type="text" value="X"/> 31 <input type="text" value="DATA"/>
130 <input checked="" type="checkbox"/> <input type="text" value="X"/> 31 <input type="text" value="DATA"/>	120 <input checked="" type="checkbox"/> <input type="text" value="X"/> 31	<input checked="" type="checkbox"/> <input type="text" value="AC"/> 130 <input checked="" type="checkbox"/> <input type="text" value="X"/> 31 <input type="text" value="DATA"/>

- **Example 2:** To change data you previously input.

Correct	Actual	Correction
51 <input type="text" value="DATA"/>	49 <input type="text" value="DATA"/>	49 <input type="text" value="SHIFT"/> <input type="text" value="DEL"/> 51 <input type="text" value="DATA"/>
130 <input checked="" type="checkbox"/> <input type="text" value="X"/> 31 <input type="text" value="DATA"/>	120 <input checked="" type="checkbox"/> <input type="text" value="X"/> 30 <input type="text" value="DATA"/>	120 <input checked="" type="checkbox"/> <input type="text" value="X"/> 30 <input type="text" value="SHIFT"/> <input type="text" value="DEL"/> 130 <input checked="" type="checkbox"/> <input type="text" value="X"/> 31 <input type="text" value="DATA"/>

Technical Information

■ Keys and Their Functions

• General

Arithmetic calculations	+ , - , × , ÷ , =
Backspace	▶
Clear(retains memory)	C
Number input	0 – 9 , .
Power on; All clear	AC
Sign change	+/-

• Memory

Memory in	SHIFT Min
Memory minus	SHIFT M-
Memory plus	M+
Memory recall	MR

• fx-85B/fx-280 Memory

Memory A recall	RCL A
Memory B recall	RCL B
Memory M recall	RCL M
Memory A store	SHIFT STO A

Memory B store	SHIFT	STO	B
Memory M store	SHIFT	STO	M

• Special

Display/memory swap	SHIFT	X-Y	,
	SHIFT	X-M	
Exponent	EXP		
Internal rounding	SHIFT	RND	
Parentheses	[{...]	{...}	
Pi (3.1415926536)	SHIFT	π	
Select mode	MODE		
Sexagesimal	$\square \rightarrow \bullet \bullet$	SHIFT	$\square \leftarrow \bullet \bullet$
Shifts key functions	SHIFT		

• Scientific Functions

Arc cosine	SHIFT	\cos^{-1}	
Arc sine	SHIFT	\sin^{-1}	
Arc tangent	SHIFT	\tan^{-1}	
Common antilogarithm	SHIFT	10^x	
Common logarithm	log		
Convert to degrees	SHIFT	MODE	4
Convert to grads	SHIFT	MODE	6
Convert to radians	SHIFT	MODE	5
Cosine	COS		

Cube	SHIFT	x^3
Cube root	SHIFT	$\sqrt[3]{}$
Engineering	SHIFT	ENG
	SHIFT	$\overleftarrow{\text{ENG}}$
Factorial	SHIFT	$x!$
Fraction		a^b/c
Fraction	SHIFT	d/c
Hyperbolic		hyp
Natural antilogarithm	SHIFT	e^x
Natural logarithm		ln
Percent	SHIFT	%
Polar-to-rectangular	SHIFT	P→R
Power		x^y
Random number	SHIFT	RAN#
Reciprocal	SHIFT	$1/x$
Rectangular-to-polar	SHIFT	R→P
Root	SHIFT	$x^{1/y}$
Sine		sin
Square		x^2
Square root	SHIFT	$\sqrt{}$
Tangent		tan
Permutation	SHIFT	nPr
Combination	SHIFT	nCr

• Statistics (SD Mode)

Arithmetic mean	SHIFT	\bar{x}
Data delete	SHIFT	DEL
Data input	DATA	
Number of data	SHIFT	n
Population standard deviation	SHIFT	σn
Sample standard deviation	SHIFT	$\sigma n-1$
Statistical register clear	SHIFT	SAC
Sum of squares of values	SHIFT	Σx^2
Sum of values	SHIFT	Σx

■ Exponential Display Formats

This calculator can display up to 10 digits. Larger values are automatically displayed using exponential notation. In the case of decimal value, you can select between two formats that determine at what point exponential notation is used.

• NORM 1

With NORM 1, exponential notation is automatically used for integer values with more than 10 digits and decimal values with more than two decimal places.

• NORM 2

With NORM 2, exponential notation is automatically used for integer values with more than 10 digits and decimal values with more than nine decimal places.

To switch between NORM 1 and NORM 2

Press **MODE** **9**. There is no indication on the display of which format is currently in effect, but you can determine the setting by performing the following calculation.

$$1 \div 200 = \boxed{5.^{-03}} \text{ NORM 1 format}$$
$$\boxed{0.005} \text{ NORM 2 format}$$

- All of the examples in this manual show calculation results using the NORM 1 format.

■ When you have a problem...

If calculation results are not what you expect or if an error occurs, perform the following steps.

1. **MODE** **0** (COMP mode)
2. **MODE** **4** (DEG mode)
3. **MODE** **9** (NORM mode)
4. Check the formula you are working with to confirm it is correct.
5. Enter the correct modes to perform the calculation and try again.

■ Making Corrections During Calculations

- If you make a mistake when inputting a value (but did not yet press an operator key), use **▢** to backspace and delete input digits one-by-one. Or you can press **C** to clear the input entirely and start again.

- In a series of calculations, press **C** while an intermediate result is displayed to clear only the last calculation performed.
- To change the operator key (**+**, **-**, **×**, **÷**, x^y , **SHIFT** $x^{1/y}$, etc.) you just pressed, simply press the correct operator key. In this case, the operator of the last key you press is used, but the operation retains the order of precedence of the operation for the first key you pressed.

■ Overflow or Error Check

The following conditions make further calculation impossible.

- When a result (whether intermediate or final) or a total accumulated in memory is greater than $\pm 9.999999999 \times 10^{99}$. (“-E-” indicator appears on the display.)
 - When function calculations are performed using a value that exceeds the input range. (“-E-” indicator appears on the display.)
 - When an illogical operation (such as an attempt to calculate \bar{x} and σ_n while $n = 0$) is performed during statistical calculations. (“-E-” indicator appears on the display.)
 - When an illegal mathematical operation (such as division by zero) is performed. (“-E-” indicator appears on display.)
 - The total number of nested parentheses levels exceeds six, or when more than 18 pairs of parentheses are used. (“-[-” indicator appears on the display.)
- To clear any of the above conditions, press **AC** and perform the calculation from the beginning.

- In the case of condition e, you could also press **C**. This clears the intermediate result just prior to the overflow, so you can continue with the calculation from that point.
- No error occurs when the result is within the range of $+(1 \times 10^{-99})$ to $-(1 \times 10^{-99})$. Instead, the display shows all zeros.

■ Power Supply

• fx-82SOLAR/fx-260SOLAR

This calculator is powered by a solar cell that converts available light into electrical power.

Solar Cell Precautions

- The solar cell requires at least 50 lux of light to provide power.
- If available light is too low, the display may become dim, calculation functions may become impossible, or the contents of the independent memory may be lost. If this happens, move to an area with more light.

• fx-85B/fx-280

This calculator is powered by the CASIO TWO-WAY POWER system, which makes it possible for the calculator to operate even in total darkness.

- The calculator retains memory contents no matter what the lighting conditions.
- The TWO-WAY POWER system uses two power sources: a solar cell and a single G13 Type (SR44 or LR44) battery.
- Weak battery power is indicated when memory contents spontaneously clear, or when the display darkens under poor light and cannot be restored by pressing **ON**.

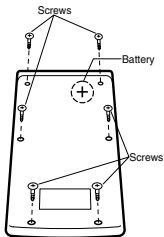
Important!

Incorrect use of batteries can cause them to burst or leak, possibly damaging the calculator.

- Be sure to replace the battery at least once every three years, regardless of how much the calculator is used. Old batteries may leak, causing serious damage to the interior of the calculator.
- The battery that comes with the calculator when you purchase it is for testing only. It may not provide full service life.
- Low battery power can cause memory contents to become corrupted or lost completely. Always keep written records of all important data.
- Always be sure to load the battery with its positive (+) side facing up (so you can see it).
- Never try to charge batteries, take them apart, or allow them to become shorted. Keep batteries away from direct flame and heat.
- ***Keep batteries out of the reach of small children. If swallowed, consult with your physician immediately.***

To replace the battery

1. Remove the screws that hold the back cover in place, and then remove the cover.
2. Remove the old battery.
3. Install a new battery, making sure that the positive (+) side is facing up (so you can see it).
4. Replace the back cover and secure it in place with the screws.



5. Press **AC** to turn power on.

■ Order of Operations and Levels

Operations are performed in the following order of precedence.

1. Functions

2. x^y , $x^{1/y}$, $R \rightarrow P$, $P \rightarrow R$, nPr , nCr

3. \times , \div

4. $+$, $-$

- Operations with the same precedence are performed from left to right, with operations enclosed in parentheses performed first. If parentheses are nested, the operations enclosed in the innermost set of parentheses are performed first.
- Registers L_1 through L_6 store operations. There are six registers, so calculations up to six levels can be stored.
- Each level can contain up to three open parentheses, so parentheses can be nested up to 18 times.
- **Example:** The following operation uses 4 levels and 5 nested parentheses.

2 **\times** [] [] [] 3 **$+$** 4 **\times** [] [] 5 **$+$** 4

The table on the next page shows register contents following the above input.

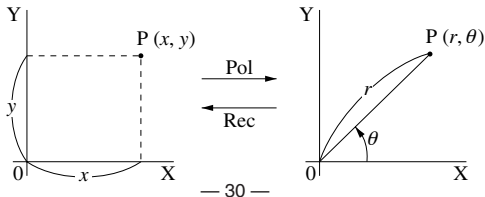
Register	Contents
x	4
L_1	((5 +
L_2	4 ×
L_3	(((3 +
L_4	2 ×
L_5	
L_6	

■ Formulas, Ranges, and Conventions

The following are the formulas, ranges, and conventions that are applied to various calculations that can be performed using this calculator.

Coordinate Transformation

- With polar coordinates, θ can be calculated within a range of $-180^\circ < \theta \leq 180^\circ$. The calculation range is the same for radians and grads.



Permutation

- Input range: $n \geq r \geq 0$ (n, r : integers)
- Formula: ${}_n P_r = \frac{n!}{(n-r)!}$

Combination

- Input range: $n \geq r \geq 0$ (n, r : integers)
- Formula: ${}_n C_r = \frac{n!}{n!(n-r)!}$

Population Standard Deviation

$$\sigma_n = \sqrt{\frac{\sum_{i=1}^n (xi - \bar{x})^2}{n}} = \sqrt{\frac{\sum x^2 - (\sum x)^2 / n}{n}}$$

Sample Standard Deviation

$$\sigma_{n-1} = \sqrt{\frac{\sum_{i=1}^n (xi - \bar{x})^2}{n-1}} = \sqrt{\frac{\sum x^2 - (\sum x)^2 / n}{n-1}}$$

Arithmetic Mean

$$\bar{x} = \frac{\sum_{i=1}^n xi}{n} = \frac{\sum x}{n}$$

■ Specifications

Power Supply :

fx-82SOLAR/fx-260SOLAR : Solar cell

fx-85B/fx-280 : CASIO TWO-WAY POWER System: solar cell plus one G13 Type (SR44 or LR44) battery

Battery Life (fx-85B/fx-280) :

Approximately 3 years (1 hour use per day) on LR44/SR44 battery

Input Ranges :

Functions	Input Range	
$\sin x$ $\cos x$ $\tan x$	(DEG) $ x < 9 \times 10^9$ (RAD) $ x < 5 \times 10^7 \pi$ rad (GRA) $ x < 1 \times 10^{10}$ grad	However, for $\tan x$: $ x \neq 90(2n+1):$ DEG $ x \neq \pi/2 \cdot (2n+1):$ RAD $ x \neq 100(2n+1):$ GRA
$\sin^{-1}x$ $\cos^{-1}x$	$ x \leq 1$	
$\tan^{-1}x$	$ x < 1 \times 10^{100}$	
$\sinh x$ $\cosh x$	$ x \leq 230.2585092$	For \sinh and \tanh , errors are cumulative and accuracy is affected at a certain point when $x=0$.
$\tanh x$	$ x < 1 \times 10^{100}$	
$\sinh^{-1}x$	$ x < 5 \times 10^{99}$	
$\cosh^{-1}x$	$1 \leq x < 5 \times 10^{99}$	

Functions	Input Range
$\tanh^{-1}x$	$ x < 1$
$\log_x/\ln x$	$1 \times 10^{-99} \leq x < 1 \times 10^{100}$
10^x	$-1 \times 10^{100} < x < 100$
e^x	$-1 \times 10^{100} < x \leq 230.2585092$
\sqrt{x}	$0 \leq x < 1 \times 10^{100}$
x^2	$ x < 1 \times 10^{50}$
x^3	$ x < 2.154434690 \times 10^{33}$
$1/x$	$ x < 1 \times 10^{100}; x \neq 0$
$\sqrt[3]{x}$	$ x < 1 \times 10^{100}$
$x!$	$0 \leq x \leq 69$ (x is an integer)
nPr/nCr	$0 \leq r \leq n$ $n < 1 \times 10^{10}$ (n and r are integers)
$R \rightarrow P$	$\sqrt{x^2 + y^2} < 1 \times 10^{100}$
$P \rightarrow R$	$0 \leq r < 1 \times 10^{100}$ However, for $\tan \theta$: (DEG) $ \theta < 9 \times 10^9$ $ \theta \neq 90(2n+1):DEG$ (RAD) $ \theta < 5 \times 10^7 \pi$ rad $ \theta \neq \pi/2 \cdot (2n+1):RAD$ (GRA) $ \theta < 1 \times 10^{10}$ grad $ \theta \neq 100(2n+1):GRA$
o' "	Input and Results Total of hour, minutes, and seconds digits must be 10 or fewer (including separator symbols). Decimal \leftrightarrow Sexagesimal Conversions $ x \leq 2777777.777$

Functions	Input Range
x^y	$x > 0: -1 \times 10^{100} < y \log x < 100$ $x = 0: y > 0$ $x < 0: y = n; \frac{1}{2n+1}$ (n is an integer) However: $-1 \times 10^{100} < y \log x < 100$
$x^{1/y}$	$x > 0: y \neq 0$ $-1 \times 10^{100} < 1/y \log x < 100$ $x = 0: y > 0$ $x < 0: y = 2n+1; \frac{1}{n}$ ($n \neq 0; n$ is an integer) However: $-1 \times 10^{100} < 1/y \log x < 100$
$a^{b/c}$	Total of integer, numerator, and denominator must be 10 digits or less(including division marks).
SD	$ x < 1 \times 10^{50}$ $ n < 1 \times 10^{100}$ $\sigma_n, \bar{x}: n \neq 0$ $\sigma_{n-1}: n \neq 0, 1$

- Errors are cumulative with such internal continuous calculations as x^y , $x^{1/y}$, $x!$, and $\sqrt[3]{x}$, so accuracy may be adversely affected.

Operating Temperature: 0°C–40°C (32°F–104°F)

Dimensions:

fx-82SOLAR/fx-260SOLAR:

8(H)×66.5(W)×125(D) mm

5/16"(H)×2-5/8"(W)×4-15/16"(D)

fx-85B/fx-280:

13.5(H)×73(W)×144.5(D) mm

1/2"(H)×2-7/8"(W)×5-5/8"(D)

Weight:

fx-82SOLAR/fx-260SOLAR:

47 g (1.7oz)

fx-85B/fx-280:

67 g (2.4oz) including battery

Calculation Capacity:

• Input/ Basic Calculations

10-digit mantissa; or 10-digit mantissa plus 2-digit exponent up to $10^{\pm 99}$

CASIO®

CASIO COMPUTER CO., LTD.

6-2, Hon-machi 1-chome,
Shibuya-ku, Tokyo 151-8543, Japan

SA9709-C Printed in China
Imprimé en Chine