

**service
handbook
chapter**

hp vectra xe310

series 2 pc

hp business pcs

www.hp.com/go/vectrasupport



i n v e n t

notice

Information contained in this document is subject to change without notice.

Hewlett-Packard makes no warranty of any kind with regard to this material, including, but not limited to, the implied warranties of merchantability and fitness for a particular purpose. Hewlett-Packard shall not be liable for errors contained herein or for incidental or consequential damages in connection with the furnishing, performance, or use of this material.

Hewlett-Packard assumes no responsibility for the use or reliability of its software on equipment that is not furnished by Hewlett-Packard.

This document contains proprietary information that is protected by copyright. All rights are reserved. No part of this document may be photocopied, reproduced, or translated into another language without the prior written consent of Hewlett-Packard Company.

3Com and EtherLink are registered trademarks of 3Com Corporation.

Intel, Celeron, and Pentium are either registered trademarks or trademarks of Intel.

Microsoft, MS, MS-DOS, Windows and Windows NT are either registered trademarks or trademarks of Microsoft Corp. in the United States and/or other countries.

Analog Devices is a registered trademark of Analog Devices, Inc.

© 2002 Hewlett-Packard Company

contents

This chapter provides:

- Product model numbers
- Supported Accessories
- System Board, BIOS, and memory information
- Part numbers

replacement and exchange parts

The difference between a replacement and an exchange part is that when using an exchange part you should return the replaced part to HP.

Replacement and exchange parts listed in this manual are subject to change. However, updated part numbers are automatically cross-referenced to the old number. This means that you will receive the correct part using the numbers listed in this manual (even if the part's actual number has been updated).

ordering parts

Contact your local HP Customer Care Center or an HP Authorized support provider to get parts. Diagnostic is required in both cases, prior to any shipments. For HP Customer Care Centers

www.hp.com/go/vectrasupport and select **contact hp**

hp vectra xe310 series 2 pc

models and accessories

product number	hard drive	video controller	std. RAM	multimedia	Modem/LAN	OS ¹
Vectra XE310 Series 2 PC Models with Intel Celeron Processor, 100 MHz System Bus Speed, and 128 KB Level 2 Cache Memory						
HP Vectra XE310 PC 950/100 (CPL: 01/2002 ▶)						
P6901B	20 GB IDE, 5400 rpm	Direct AGP integrated	128 MB SDRAM	48 × Max IDE CD-ROM	no	XP HE
P7916B	40 GB IDE, 5400 rpm			48 × Max IDE CD-ROM	HP 10/100 BT	Linux

hp vectra xe310 series 2 pc

product number	hard drive	video controller	std. RAM	multimedia	Modem/LAN	OS ¹				
HP Vectra XE310 PC 1000/100 (CPL: 01/2002 ▶)										
P7257A	20 GB IDE, 5400 rpm	Direct AGP integrated	128 MB SDRAM	no	no	XP HE				
P7258A	40 GB IDE, 5400 rpm			48 × Max IDE CD-ROM		XP Pro				
P7284B	20 GB IDE, 5400 rpm								XP HE	
P7604B									no	
P7605B									48 × Max IDE CD-ROM	XP Pro
P7606B									no	Linux
P7607T									48 × Max IDE CD-ROM	XP HE
P7608T									56K V90 PCI	
P7609T									no	Linux
P7610T									no	XP HE
P7617B									HP 10/100 BT	XP HE
P7618A									48 × Max IDE CD-ROM	56K V90 PCI HP 10/100 BT
P7908B	40 GB IDE, 5400 rpm					256 MB SDRAM	16×10×40 IDE CD-RW	HP 10/100 BT	XP HE	
P7909B									XP HE	
P7910B		XP HE								
P7911B	20 GB IDE, 5400 rpm		64 MB SDRAM	48 × Max IDE CD-ROM		Linux				

hp vectra xe310 series 2 pc

product number	hard drive	video controller	std. RAM	multimedia	Modem/LAN	OS ¹
HP Vectra XE310 PC 1100/100 (CPL: 01/2002 ▶)						
P7259A	20 GB IDE, 5400 rpm	Direct AGP integrated	128 MB SDRAM	48 × Max IDE CD-ROM	no	XP HE
P7260A	40 GB IDE, 5400 rpm					XP Pro
HP Vectra XE310 PC 1200/100 (CPL: 01/2002 ▶)						
P7261A	40 GB IDE, 5400 rpm	Direct AGP integrated	128 MB SDRAM	48 × Max IDE CD-ROM	no	XP HE
P7262A						XP Pro
P7280A	20 GB IDE, 5400 rpm			no	HP 10/100 BT	Linux
P7281A				48 × Max IDE CD-ROM		
P7282A				no		
P7283A				48 × Max IDE CD-ROM		
P7611T				no	no	XP Pro
P7612T				48 × Max IDE CD-ROM		XP Pro+ Off SBE
P7613T	no	XP Pro				
P7619A						
P7620A				48 × Max IDE CD-ROM		
HP Vectra XE310 PC 1300/100 (CPL: 01/2002 ▶)						
P7263A	40 GB IDE, 5400 rpm	Direct AGP integrated	128 MB SDRAM	48 × Max IDE CD-ROM	no	XP HE
P7264A						XP Pro



hp vectra xe310 series 2 pc

product number	hard drive	video controller	std. RAM	multimedia	Modem/LAN	OS ¹
Vectra XE310 Series 2 PC Models with Intel Pentium III Processor FCPGA³ package (socket 370), 133 MHz System Bus Speed and 256 KB Level 2 Cache Memory						
HP Vectra XE310 PC 1000/133 (CPL: 01/2002 ▶)						
A7725T	20 GB IDE, 5400 rpm	Direct AGP integrated	256 MB SDRAM	48 × Max IDE CD-ROM	no	XP
A8213S	40 GB IDE, 5400 rpm		128 MB SDRAM			XP HE
P7614T	20 GB IDE, 5400 rpm					XP HE
P7615T						XP Pro
P7621A			no			XP HE
P7622A			48 × Max IDE CD-ROM			XP Pro
P7623A			no			
P7912B	40 GB IDE, 5400 rpm		48 × Max IDE CD-ROM	HP 10/100 BT	56K V90 PCI HP 10/100 BT	XP Pro
P7913B						XP HE
P7914B				256 MB SDRAM		
P7915B	20 GB IDE, 5400 rpm		64 MB SDRAM		HP 10/100 BT	Linux
HP Vectra XE310 PC 1130/133 (CPL: 01/2002 ▶)						
A7728S	20 GB IDE, 5400 rpm	Direct AGP integrated	256 MB SDRAM	16×10×40 IDE CD-RW	no	XP HE
P7616B/T			128 MB SDRAM	48 × Max IDE CD-ROM		XP Pro+ Off SBE
P7624A						XP Pro
P7625A				16 ×/40 ×IDE DVD-ROM		

hp vectra xe310 series 2 pc

product number	hard drive	video controller	std. RAM	multimedia	Modem/LAN	OS ¹
Vectra XE310 series 2 PC						
Models with User Defined Processor, Main Memory, and Hard Disk						
HP Vectra XE310 PC² (CPL: 01/2002 ▶)						
P6900AV	User defined					

1. Indicates operating system and other preloaded software. W98 = Windows 98, W2000 = Windows 2000, NT4 = Windows NT4, XP Pro = Windows XP Professional, XP HE = Windows XP Home Edition, Off SBE = Microsoft Office XP Small Business Edition.
Models with Windows XP Professional operating system come with a CD-ROM for recovering Windows XP Professional or downgrade to Windows 2000.
2. Channel Assembly Program (CAP) models: Processor type and speed, hard disk size, memory and operating system is user defined.

note

All models have:

- Integrated Analog Devices AD1885 AC'97 stereo audio codec.
- Integrated Direct AGP video controller.
- Integrated Intel PRO/100 VE network controller.

hp vectra xe310 series 2 pc

supported accessories

Memory

64-MB SDRAM, non-ECC PC133 main memory module	P1536A
64-MB SDRAM, non-ECC PC133 main memory module (pack of 10)	P5100A
128-MB SDRAM, non-ECC PC133 main memory module	P1537A
128-MB SDRAM, non-ECC PC133 main memory module (pack of 10)	P5101A
256-MB SDRAM, non-ECC PC133 main memory module	P1538A
256-MB SDRAM, non-ECC PC133 main memory module (pack of 10)	P5102A

Monitors

All current HP Monitors (see the *HP Monitors Service Handbook*)

Multimedia

48X Max IDE CD-ROM drive	D9444A
HP 16X 10X 40X Max Speed IDE CD-RW drive	P1534B
HP 16X Max Speed IDE DVD-ROM drive	P1544B

Input Devices

HP PS2 Windows Keyboard	C4735B/C
HP PS2 Scrolling Mouse	C4736B

Data Communications and LAN Adapter Boards

HP External USB Modem	P1979A
-----------------------	--------

Audio

HP Amplified External Speakers 9.6WRMS	P1534A
HP Headset with microphone	P1968A

1

system board, BIOS, and memory


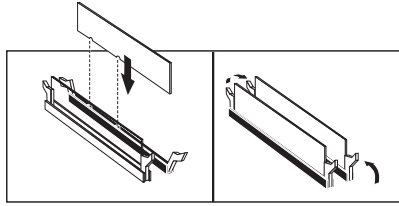
Main Memory:

Two DIMM sockets which support up to a maximum of 512 MB.

Install 64 MB, 128 MB or 256 MB SDRAM modules.

Processor:

Intel Pentium III or Intel Celeron FC-PGA package with Zero Insertion Force (ZIF) socket.



Clear CMOS (J27)



Default position



Clear CMOS

Clear Passwords (J29)



Default position



Clear Passwords

hp vectra xe310 series 2 pc system board jumpers

Jumper		Function	Default
J27	CLEAR	Clears CMOS (to reload the <i>Setup</i> program defaults)	NORMAL
	NORMAL	Normal operation	
J29	CLEAR	Clears User and Administrator passwords	NORMAL
	NORMAL	Normal operation	

BIOS history

For the latest BIOS, the flasher utility program, and the BIOS history refer to the HP's Web site.


<http://www.hp.com/go/vectrasupport/>

beep codes for hp vectra xe310 series 2

Beep Pattern	Beep Code	Numeric Code	Description
— -- -- --	1-2-2-3	16h	BIOS ROM check-sum failure
— --- — —	1-3-1-1	20h	DRAM refresh test failure
— --- — ---	1-3-1-3	22h	8042 Keyboard controller test failure
— --- --- —	1-3-3-1	2Ch	Autosize DRAM failure (RAM module missing or not installed correctly)
— --- ---- —	1-3-4-1	2Ch	RAM failure on address line <i>xxxx</i> ¹
— --- ---- ---	1-3-4-3	2Eh	RAM failure on data bits <i>xxxx</i> ¹ of low byte of memory bus
— ---- — —	1-4-1-1	30h	RAM failure on data bits <i>xxxx</i> ¹ of high byte of memory bus
-- — -- --	2-1-2-3	46h	ROM copyright notice check failure
-- -- -- —	2-2-3-1	58h	Unexpected interrupts test failure
— --	1-2	98h	Video configuration failure or option ROMs check-sum failure
-	1	B4h	This does not indicate an error. There is one short beep before system startup.

1. If the BIOS detects error 2C or 2E (base 512K RAM error), it displays an additional word-bitmap (*xxxx*) indicating the address line or bits that failed. For example, "2C 0002" means address line 1 (bit one set) has failed. "2E 1020" means data bits 12 and 5 (bits 12 and 5 set) have failed in the lower 16 bits.

part numbers



1

hp vectra xe310 series 2 pc

parts list for hp vectra xe310 series 2 pc

Item	Description	Repl. Part Number	Exchange Part Number
1	Chassis barebone ¹ <ul style="list-style-type: none">•North America, Latin America•Asia Pacific, Europe	5065-7301 5065-7302	— —
2	Plastic parts kit ²	5065-8935	—
3	Floppy disk drive (bezel-less)	P4680-63012	—
4	Power supply PFC (Europe/Asia Pacific) ³ non-PFC (US/Latin America)	P4680-63021 P4680-63022	— —
5	Cable Kit (including FDD, CD-ROM, HDD and CD audio connector cables)	P6901-63041	—
6	Internal PCI modem:	P4680-63041	—
7	48X IDE CD-ROM drive 16X 10X 40X IDE CD-RW Multiread drive 16X/40X IDE DVD-ROM drive	D4389-60052 — —	— D4389-69181 P4388-69016
8	IDE hard disk drive: 20GB 5400 rpm Maxtor 20GB 5400 rpm Seagate 40 GB 5400 rpm Maxtor 40 GB 5400 rpm Seagate 20GB 7200 rpm Quantum	— — — — —	P4447-69001 P4738-69001/3 P4448-69001 P4737-69001/3 P2812-69005
9	Scrolling mouse	C4737-60001	—

hp vectra xe310 series 2 pc

parts list for hp vectra xe310 series 2 pc

Item	Description	Repl. Part Number	Exchange Part Number
10	Telephone Cable for ⁴ : #AB0, #AB1, #AB2, #AB4, #AB6, #ABA, #ABB, #ABC, #ABM, #ABT, #ABV, #AC8, #AKB, #AKL, #AKR, #AKV, #AR6, #ARL	5182-5432	—
	#ABE	5182-5434	—
	#ABD	5182-5435	—
	#ABF	5182-5436	—
	#ABH	5182-5437	—
	#AB5, #ABU, #ACJ	5182-5438	—
	#ABG	5182-5438	—
		5184-3806	—
	#ABS	5182-5439	—
	#AB9, #ABY	5182-5441	—
	#ABZ	5182-5442	—
	#ABN, #ABX	5183-9453	—
	#ABW	5184-1599	—
	#AB7	5184-2043	—
		5182-5432	—
	#AB8	5184-3803	—
	#ABJ	5184-3805	—
11	External USB e- Modem ⁴ #AB0, #AB1, #AB2, #AB4, #AB5, #ABA, #ABC, #ABJ, #ABM, #AC8, #ACJ, #AKL, #AKV, #AR6	5065-2590	—
	AB6, #AB7, #AB8, #AB9, #ABB, #ABD, #ABE, #ABF, #ABG, #ABH, #ABN, #ABS, #ABT, #ABU, #ABV, #ABW, #ABX, #ABY, #ABZ, #AKB, #AKR, #ARL	5065-2591	—
12	System board	See PC's system board parts list	
13	Rear panel I/O gasket	5002-6282	—
not shown	Standard keyboard (not shown)	C4739-601xx	—
	Power Cord (not shown)	8120-xxxx	—
	On-Off LED Cable Assembly (not shown)	P4680-63031	—

- Includes chassis frame, side covers, front bezel, top cover, foot, airflow guide, floppy drive, floppy and hard drive bay, I/O plate, 5.25 inch fillers, PSU, FDD, CD cables
- Includes front bezel, foot, top cover and two 5.25 inch fillers.
- PFC=Power Factor Correction. PFC power supplies should be used in the EU as of December 1, 2000 in compliance with EU standards.
- See localization option codes table below.



hp vectra xe310 series 2 pc

localization option codes

Loc.	Country or Area	Loc	Country or Area
#AB0	Taiwan	#ABS	Sweden
#AB1	Korea	#ABT	Hebrew
#AB2	China	#ABU	UK/English
#AB4	Singapore/Malaysia	#ABV	Arabia/English
#AB5	Hong Kong	#ABW	Belgium/Flemish
#AB6	Arabia/French	#ABX	Finland
#AB7	Greece	#ABY	Denmark
#AB8	Turkey	#ABZ	Italy
#AB9	Portugal	#AC4	Brazil
#ABA	USA/English	#AC8	Argentina/Spanish
#ABB	Europe/English	#ACB	Russia
#ABC	Canada/French	#ACJ	India/English
#ABD	Germany	#ACQ	South Africa
#ABE	Spain	#AKB	Czech Republic
#ABF	France	#AKC	Hungary
#ABG	Australia	#AKD	Poland
#ABH	Netherlands	#AKL	Thailand
#ABJ	Japan	#AKN	Slovenia
#ABM	Latin America/Spanish	#AKR	Slovakia
#ABN	Norway	#AKV	South America/Spanish
#ABP	Switzerland/German	#AR6	Indonesia/English
#ABQ	Switzerland/French	#ARL	Baltic States

1

hp vectra xe310 series 2 pc

system board parts list for hpvectra xe310 series 2 pc

Description	Repl. Part Number	Exchange Part Number
System board: Vectra XE310 Series 2 system board with audio subsystem	—	P6901-69001
Processors (FC-PGA and FC-PGA2 package):		
Intel Celeron 800/100 128KB L2 cache	P1841-63001	—
Intel Celeron 850/100 128KB L2 cache	P1842-63001	—
Intel Celeron 900/100 128KB L2 cache	P1843-63001	—
Intel Celeron 950/100 128KB L2 cache	P1844-63001	—
Intel Celeron 1000/100 128KB L2 cache	P1845-63001	—
Intel Celeron 1100/100 128KB L2 cache	P1846-63001	—
Intel Celeron 1200/100 256KB L2 cache	P6095-63001	—
Intel Celeron 1300/100 256KB L2 cache	P6096-63001	—
Intel Pentium III 866/133 256KB L2 cache	—	D9873-69001
Intel Pentium III 933/133 256KB L2 cache	—	D9486-69001
Intel Pentium III 1000/133 256KB L2 cache	—	P1579-69001
Intel Pentium III 1133/133 256KB L2 cache	—	P3339-69001
Intel Pentium III 1200/133 256KB L2 cache	—	P4787-69001
Heatsink (up to Celeron 1100 MHz processors)	5065-1297	—
Active Heatsink (Celeron/Pentium III 1200 MHz and higher frequency processors)	5065-4275	—
Main memory modules:		
1 X 64-MB non-ECC PC133 SDRAM	P1536-63010	—
1 X 128-MB non-ECC PC133 SDRAM	P1537-63010	—
1 X 256-MB non-ECC PC133 SDRAM	P1538-63010	—

software recovery CD-ROMs

<i>Image Creation & Recovery CD-ROM (Windows XP Professional and Windows 2000)</i>	5970-0550-xx ¹
<i>Image Creation & Recovery CD-ROM (Windows XP Home Edition)</i>	5970-0541-xx ¹
<i>Image Library & Diagnostics CD-ROM</i>	5970-4641

- Where "xx" is the code for your language.

manuals and documentation for hpvectra xe310 series 2 pc

<i>Quick User's Guide</i>	5070-5250
<i>Technical Reference Manual</i>	no number ¹
<i>Upgrade Guide</i>	no number ¹
<i>Troubleshooting Guide</i>	no number ¹

- Electronic files available on HP's Web site.

hp vectra xe310 series 2 pc

1