

Projection Screens

reflecta[®]



The right projection
screen for your
specific purpose





Contents

reflecta4
 Basics6
 Projection screen know-how7
 reflecta screen fabric terminology.....8

Portable projection screens

TripodsAlpha10
Silverline large format11
Starlight.....12



Cinemobil13



PortablesTable screen14

.....Floor screen.....15



Landscape format16



Alum. frame...Multi system18

.....Mono system20



Fixed projection screens

Spring roller22



Galaxy, self-locking roller system.....23



Silverlineself-locking roller/electric...24



Starlightself-locking roller/electric....26




CosmosElectric28

.....Electric RC.....30



Cinehome32



Plain.....33



Customised models34

reflecta

Quality and innovation in photography - this has been the hallmark of reflecta for more than 35 years. The history of our company started with the production of projection lamps and photo accessories in 1967 – today, we offer customised solutions for presenting and processing photos for almost any purpose.

To make the best out of your photos, we make the highest demands in quality to ourselves.

Time and again, our innovative products have shown that the good can still be made better.

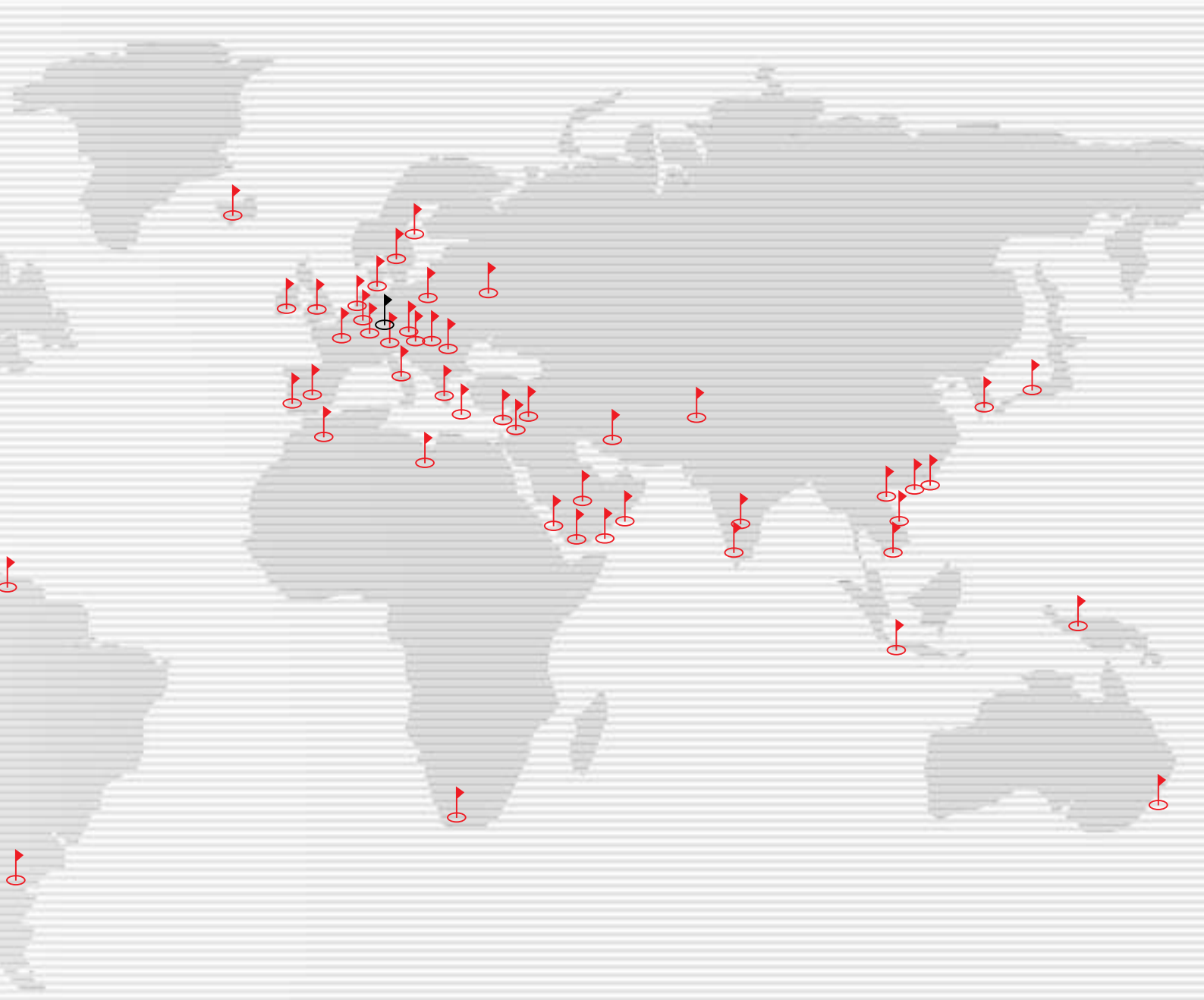
We are committed to our tradition. Therefore, we do not twiddle our thumbs, not even in the age of digital photography and image processing.

At reflecta, you will find novelties for all aspects of photography. Quality and innovation – to make only the best of your photos.

Chronology

- 1967 reflecta foto-film-projektion was established in Nuremberg. Product range: projection lamps and photo accessories.
- 1970 Company moved to Schwabach near Nuremberg. Production of film and photo lights was started, distribution of flashguns, projection lamps, flash lamps and cubes.
- 1974 Production of reflecta projection screens was started.
- 1977 reflecta superstar screen for daylight projection was introduced. At the time, it was the brightest screen due to a completely new procedure of surface coating.
- 1980 Another projection screen, the reflecta pearly screen, with a specially finished surface for highest colour luminance and authentic colours was introduced.
- 1982 The reflecta system 4000 for tripod projections screens was introduced.
- 1999 Projection screen product range was expanded to home theatre applications.
- 2006 Projection screen product range was expanded significantly.





reflecta
worldwide

Europe
Belgium
Cyprus
Denmark
Great Britain
Finland
France
Greece
Netherlands
Ireland
Island
Italy
Luxembourg
Austria
Poland
Portugal
Romania
Sweden
Switzerland
Slovenia
Slovakia
Spain
Czech Republic
Hungary

North America
Canada
U.S.A.

South America
Argentina
Venezuela

Middle East
Iran
Israel
Yemen
Kuwait
Oman
Palestine
Saudi Arabia
Syria

Asia
Bangladesh
Hong Kong
India
Indonesia
Japan
Korea
Malaysia
New Zealand
Pakistan
Russia
Singapore
Sri Lanka
Taiwan
Thailand
Vietnam

Africa
Morocco
South Africa
Tunisia

Purchasing references at mail@reflecta.de



Basics about the fabrics

If you want to present pictures or information to an audience, be it in the private or business sector, a perfect presentation is indispensable.

However, this can be achieved only if projection device and screen match each other. A slide projector, e.g., needs a different screen than a beamer. Before purchasing a screen, you should therefore think carefully about the intended purpose.

In the private sector, different factors are decisive than when used in the business world. When used at home, the pure pleasure of watching the presentation is in the foreground; when the screen is not required, it should be hidden unobtrusively. In the business area, a stable design to withstand daily use and versatile applications is required.

Basics about brightness

In order to view a projected picture, the picture must have a certain brightness. This brightness, of course, depends on the light in the room, and the picture must be brighter than the surrounding light. It is also clear that in bright rooms, the pictures must be proportionately brighter than in dark rooms.

A decisive parameter of all projectors is their light intensity. For multimedia projectors, this intensity is measured in lumen, where the standard of the American National Standard Institute (ANSI) is applied frequently.

The larger the projection surface, the lower the amount of light per surface unit since projectors – irrespective of the size of a picture – always produce the same amount of light.

part from light intensity, the contrast value is an essential factor which influences the quality of the projected image. The contrast value indicates the ability of a projector to reflect a scale of shades as wide as possible in their colour intensity from the darkest to the brightest shade as in real

life. A high contrast will produce a natural, vivid image.

Hence, luminous efficacy and contrast value must match the brightness of the ambient light and the characteristics of the projection screen to produce a perfect image.

The ratio between the brightness of the projector and that of the projected image should be 5:1 as a minimum to achieve the best image quality.

A. Trapezoid distortion

Front projections typically produce a trapezoid distortion (keystoning). The projected picture is larger at the top of the screen than at the bottom. This distortion is caused by an inclined projection onto a straight hanging screen. Special key-stone eliminators allow for an inclined positioning of the screen to provide for an appropriate means to avoid the trapezoid distortion when using OHP. With the modern data and video projectors, the trapezoid effect can also be avoided or reduced with the keystone eliminators.

B. Gain factor

The gain factor describes the luminance of a fabric or a projection screen. The higher the gain, the stronger the reflection of the screen fabric. With an increasing gain factor, the viewing angle of the screen decreases.

C. Angle of view

The angle of view describes the angle in degree where the picture on the screen is still adequately visible. It is measured with reference to the normal of the screen center. The double angle of view (= viewing angle) thus describes the area within which an audience should be seated.

D. Selecting the right screen

Selecting the right screen depends on four variables:

1. Type of screen

- Rear or front projection (the latter is the most common method).
- Mounted firmly or portable.
- Operated electrically or manually.

2. Screen size

- Depends on projection room and seating arrangement.
- Ideally, the following criteria are considered:
 - The screen width (X) should amount to at least half the distance between screen and first row of seating (D1) (example: With a distance of 4 metres between the first row and screen, the minimum screen width is 2 metres).
 - The distance between screen and last row of seating (Y) should not be larger than 6 times the screen width (X) (example: With a screen width of 2 metres, the last row should be at 12 metres as a maximum).
 - The distance between floor and bottom edge of screen (A) is 90 cm, preferably 125 cm for row seating.

3. Screen format

It is determined by the projection method. The format (also referred to as aspect ratio) is defined by the ratio of height to width of the screen. Depending on the projection type, the following formats are distinguished:

- 1:1 for overhead projection (also referred to as square)
- 4:3 for video projection (also referred to as NTSC or video)
- 3:2 for slide projection
- 16:9 for widescreen projection

4. Type of fabric

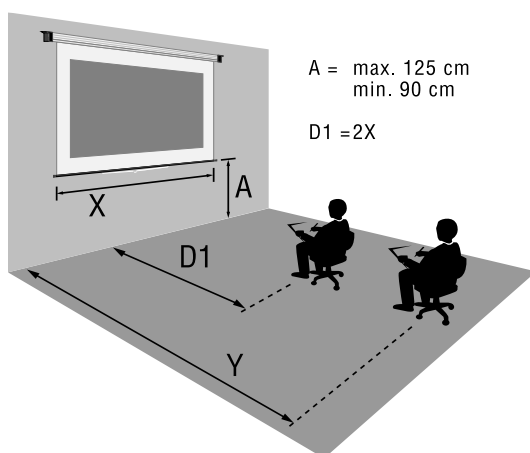
The type of fabric is determined by the following factors:

- The projection method (front projection or rear projection).
- The projector. Each projector has a specific luminous efficacy (measured in ANSI lumen). If several projection devices are used (e.g. beamer and OHP), it is recommended to match the luminance (gain factor) of the fabric to the lowest ANSI lumen value.
- The size of the projection room. The size and the layout determine the seating of the audience. The wider the seats are apart, the larger the recommended viewing angle of the screen.
- The ambient light.
 - The lighting conditions of the projection environment affect the presentation quality. When the lighting can be controlled, e.g. by darkening or a high luminance of the projector, the "SuperLux" fabric can be used.
 - The rule of thumb is: keep the ambient light away from the screen; the brighter the ambient light, the higher the luminance of the projector and/or reflection of the fabric should be.
 - Rear projection is substantially more insensitive to ambient light!

E. Care of screens

Frequent use of a screen requires an appropriate care. All screens can be cleaned with a carefully applied weak soapsuds. When not in use, the screens should be retracted to their casing to protect them against depositing dust.

Avoid to touch the screen fabric with bare hands since, in the course of time, dust will stick better to the (greasy) imprints than on clean spots.



The fabric types

A projection screen does not only refract the projected light, but also distributes it with a single goal: send as much light as possible into the direction of the audience.

There are two types of projection screens:

- Diffuse
- Reflective

Gain

The reflection properties of a screen are defined by the gain or luminance factor. This factor informs you of the luminance of the respective projection screen in comparison to a surface that is standard white-coated. The factor expresses how many times lighter the picture is seen by the viewer. The larger the gain factor of a screen, the smaller the viewing angle. Typically, the specified gain factor indicates the maximum reflection of a screen along the projection axis. Special coatings of the projection screens are used to obtain different reflection characteristics. Their effect is to manipulate the light reflection, i.e. either distributed evenly in all directions or concentrated to a small viewing angle.

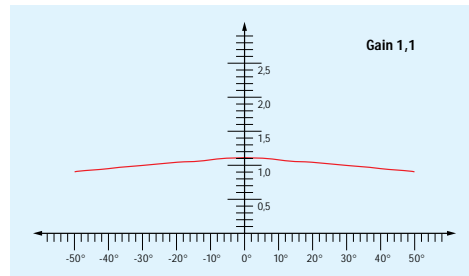
AlphaLux

Characteristics:

- Gain 1.1
- Viewing angle 120°
- Weight/m² 360 g
- Screen thickness 0.28 mm

Used for:

Tripod Alpha, Cinemobil and spring roller



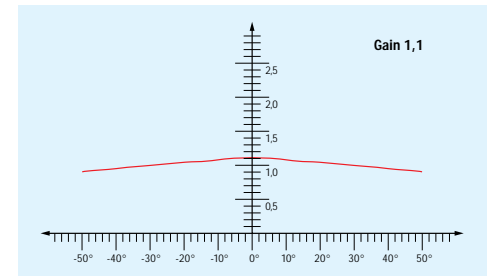
GammaLux

Characteristics:

- Gain 1.1
- Viewing angle 120°
- Weight/m² 380 g
- Screen thickness 0.30 mm

Used for: Ultra-portable table screen

and portable floor screen



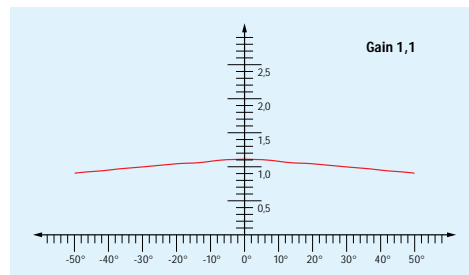
SilverLux

Characteristics:

- Gain 1.1
- Viewing angle 120°
- Weight/m² 360 g
- Screen thickness 0.28 mm

Used for:

Tripod Alpha SilverLux



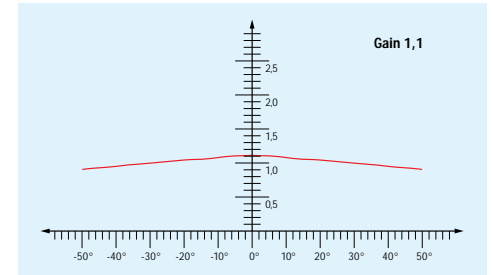
SuperLux

Characteristics:

- Gain 1.1
- Viewing angle 120°
- Weight/m² 580 g
- Screen thickness 0.43 mm

Used for: Tripod, self-locking roller Starlight or

electric Starlight



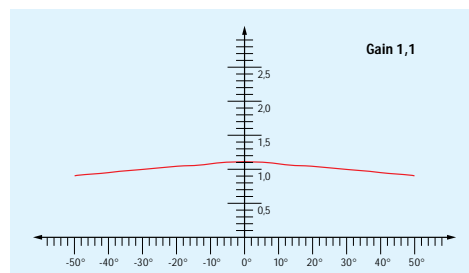
TwinLux

Characteristics:

- Gain 1.1
- Viewing angle 120°
- Weight/m² 360 g
- Screen thickness 0.28 mm

Used for:

Tripod Alpha TwinLux



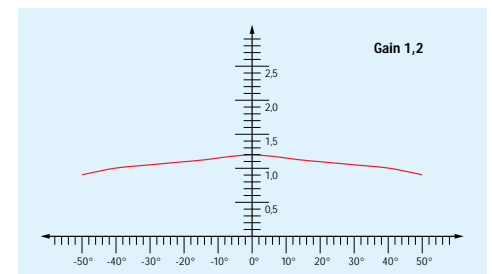
UltraLux

Characteristics:

- Gain 1.2
- Viewing angle 120°
- Weight/m² 570 g
- Screen thickness 0.43 mm
- Fire protection class M1

Used for: Landscape formats, tripod, self-locking

roller Silverline or electric Silverline



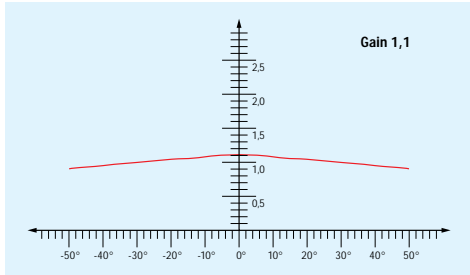
ValueLux

Characteristics:

- Gain 1.1
- Viewing angle 120°
- Weight/m² 1100 g
- Screen thickness 0.65 mm

Used for:

Cosmos series



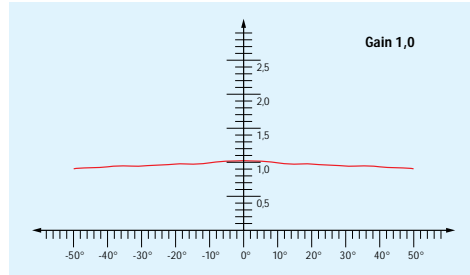
UltraLux for mobile front projection

Characteristics:

- Gain 1.0
- Viewing angle 100°
- Weight/m² 310 g
- Screen thickness 0.20 mm

Used for:

Framed screen Multi and Mono



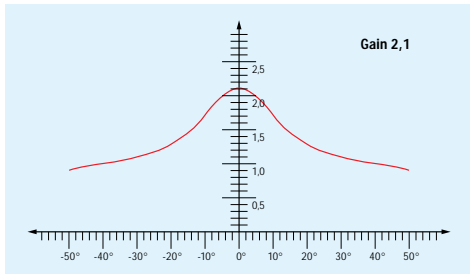
ValueStarLux

Characteristics:

- Gain 2.1
- Viewing angle 80°
- Weight/m² 1100 g
- Screen thickness 0.65 mm

Used for:

Cosmos series



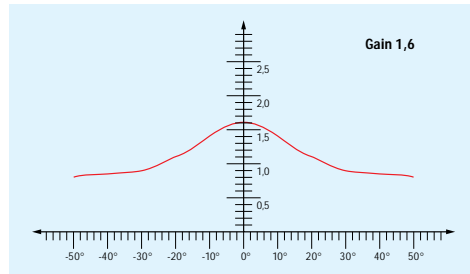
UltraLux for mobile rear projection

Characteristics:

- Gain 1.6
- Viewing angle 100°
- Weight/m² 370 g
- Screen thickness 0.28 mm

Used for: Framed screen

Multi and Mono



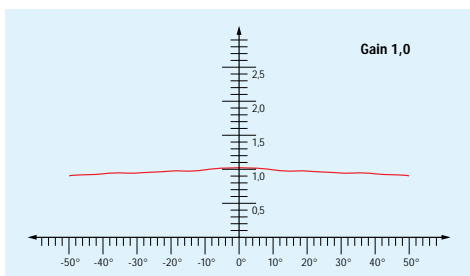
DeltaLux

Characteristics:

- Gain 1.0
- Viewing angle 100°
- Weight/m² 440 g
- Screen thickness 0.34 mm

Used for:

Galaxy series self-locking roller



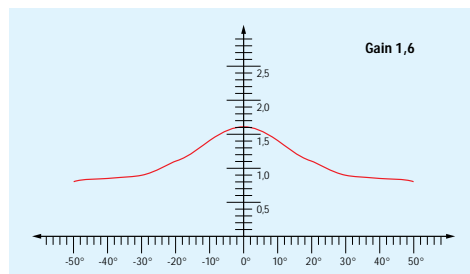
RearPro

Characteristics:

- Gain 1.6
- Viewing angle 120°
- Weight/m² 420 g
- Screen thickness 0.32 mm
- Fire protection class M1

Used for:

self-locking Silverline rear projection



Tripod Alpha

Well-priced projection screen designed for the fast mobile use.

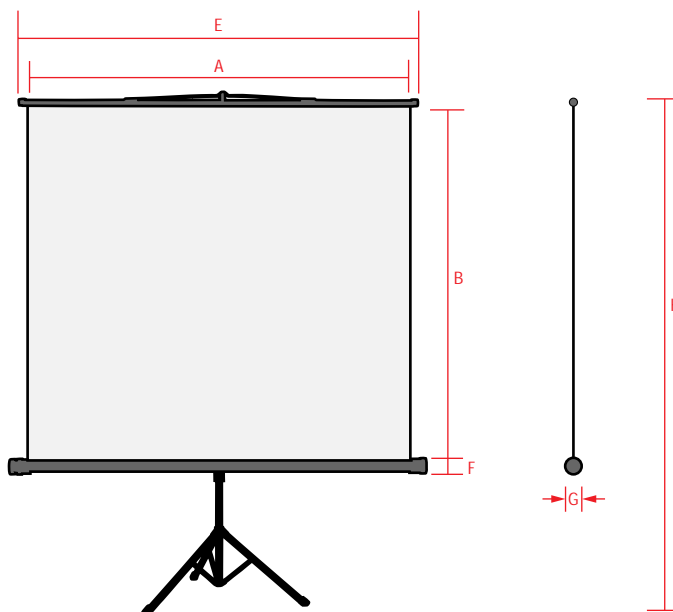
Product details:

- Black metal tube in appealing design, 6 cm diameter.
- Tripod with anti-skid plastic caps on legs for a safe stand.
- Ergonomically designed carrying handle with lock.
- Perfectly plain position of the screen due to a tensioning mechanism at the tube.
- Continuously adjustable height of horizontal tube and telescopic tube.
- Projection screen can be rotated vertically by 360°.
- Projection screen in AlphaLux, SilverLux or TwinLux matte white, 1.1 gain and wide viewing angle.
- Optional carrying bags for all sizes



Tripod projection screens Alpha - Technical data (all dimensions in cm)

Ref. no	Type	Fabric	Format	A	B	E	F	G	H	Weight
40511	Tripod 125x125	AlphaLux	1:1	125	125	140	6	6	170-205	3 kg
40521	Tripod 155x155	AlphaLux	1:1	155	155	170	6	6	195-245	6 kg
40531	Tripod 180x180	AlphaLux	1:1	180	180	195	6	6	230-280	7 kg
40572	Tripod 125x125	Silverlux	1:1	125	125	140	6	6	170-205	5 kg
40582	Tripod 155x155	Silverlux	1:1	155	155	170	6	6	195-245	6 kg
40924	Tripod 125x125	Twinlux	1:1	125	125	140	6	6	170-205	5 kg
40934	Tripod 155x155	Twinlux	1:1	155	155	170	6	6	195-245	6 kg



Tensioning knob



Handle



Carrying bag for Tripod screens



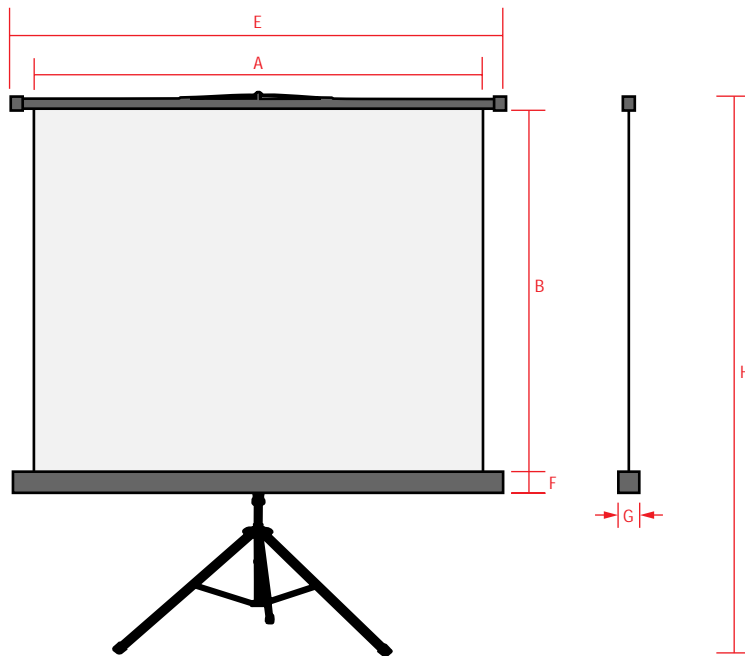
Tripod Silverline in large format
High-quality projection screen for professional use. The screen was designed to meet very high demands regarding stableness, stability and safety. Special emphasis was given to secure and comfortable operation as well as easy handling.

Product details:

- Anodized aluminum tube in elegant design, 7 cm x 7 cm.
- High-quality tripod with anti-skid plastic caps on legs for a safe stand.
- Ergonomically designed handle with lock in sturdy plastic.
- Perfectly plain position of the screen due to automatic tensioning.
- Continuously adjustable height of horizontal tube and telescopic tube.
- Projection screen can be rotated vertically by 360° degrees.
- Large extendable overhead keystone eliminator in the tripod head to incline the screen for a correct display of vertical lines.
- Screen lock for easy and safe transportation.
- Ergonomically designed operating elements.
- High-quality UltraLux fabric with 1.2 gain.
- Optional carrying bags for sizes 180cm and 200cm

Tripod projection screens Large format – Technical data (all dimensions in cm)

Ref. no.	Type	Fabric	Format	A	B	E	F	G	H	Weight
84031	Tripod LF Pro 180x180	UltraLux	1:1	180	180	196	7.5	7.5	260	10 kg
84051	Tripod LF Pro 200x200	UltraLux	1:1	200	200	216	7.5	7.5	280	12 kg
84071	Tripod LF Pro 240x180	UltraLux	4:3	240	180	256	7.5	7.5	260	14 kg



Keystone eliminator



Stable tripod



Lock knob with fixing button and unlock lever



Handle

Tripod Starlight

Tripod projection screen to be installed and removed with a few moves. The light-proof black rear side and the continuous black border make the screen particularly suited for home theatres. With the continuously adjustable telescopic rod, all formats can be displayed.

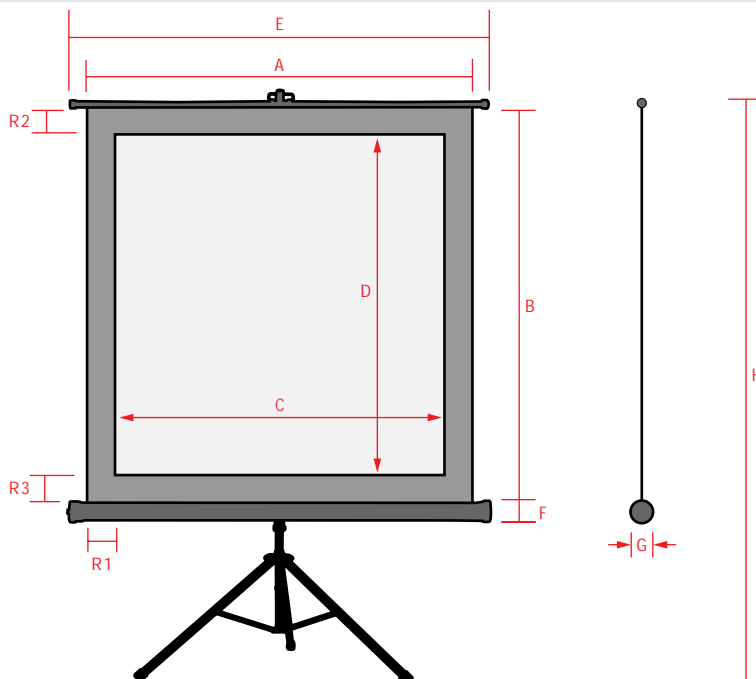
Product details:

- Black metal tube in appealing design, 7 cm diameter.
- Black tripod with anti-skid plastic caps on legs for a safe stand.
- Ergonomically designed carrying handle with lock.
- Continuously adjustable height of horizontal tube and telescopic tube.
- Projection screen can be rotated vertically by 360°.
- Large fold-out keystone eliminator in tripod head to incline the screen.
- Projection screen in SuperLux, matte white, 1.2 gain and wide viewing angle.
- Light-proof black rear side.
- Continuous black border.
- Optional carrying bags for sizes 133, 158 and 184 cm



Tripod Starlight – Technical data (all dimensions in cm)

Ref. no.	Type	Fabric	Format	A	B	C	D	R1	R2	R3	E	F	G	H	Weight
40512	Tripod Starlight	SuperLux	1:1	133	133	127	127	3	3	3	142	7	7	195-235	8 kg
40522	Tripod Starlight	SuperLux	1:1	158	158	152	152	3	3	3	167	7	7	220-260	9 kg
40532	Tripod Starlight	SuperLux	1:1	184	184	178	178	3	3	3	192	7	7	245-285	10 kg
84081	Tripod Starlight	SuperLux	1:1	219	219	213	213	3	3	3	228	7	7	280	12 kg
84091	Tripod Starlight	SuperLux	1:1	252	252	244	244	4	4	4	260	7	7	310	13 kg



Front view of keystone eliminator




Side view of keystone eliminator



Height adjustment with clamping mechanism



Handle



CINEMOBIL

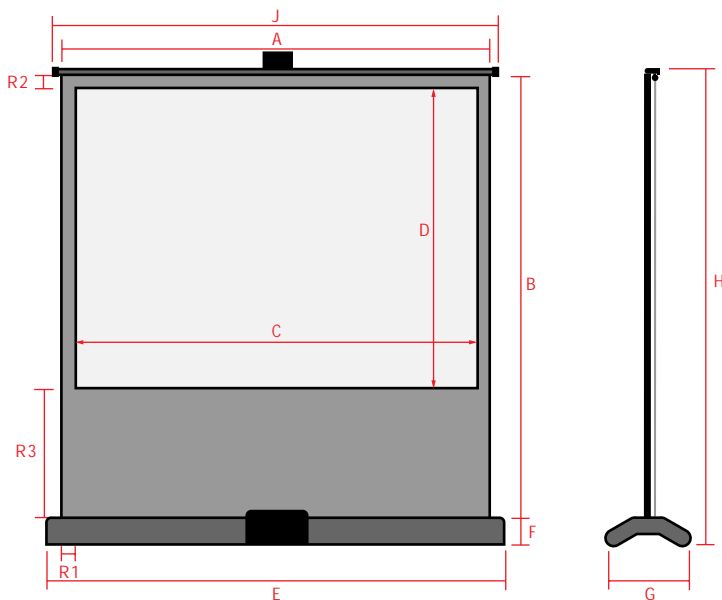
Portable projection screen in an appealing design for all projection types.

To be installed on the floor or on a table.

Projection screen with black border in 1:1 or 4:3 format with light-proof rear side is available in various sizes.

Cinemobil – Technical data (all dimensions in cm)

Ref. no.	Type	Fabric	Format	A	B	C	D	R1	R2	R3	E	F	G	H	J	Weight
84214	Cinemobil 120x90	Alphalux	4:3	124	143	120	90	2	2	51	134	8.5	24.5	153	132	9.5 kg
84211	Cinemobil 120x120	Alphalux	1:1	124	172	120	120	2	2	50	134	8.5	24.5	182	132	10 kg
84224	Cinemobil 160x120	Alphalux	4:3	164	172	160	120	2	2	50	174	8.5	24.5	182	172	12 kg
84221	Cinemobil 160x160	Alphalux	1:1	164	193	160	160	2	2	31	174	8.5	24.5	203	172	12.5 kg
84234	Cinemobil 180x135	Alphalux	4:3	184	200	180	135	2	2	63	194	8.5	24.5	210	192	13.5 kg



Product details:

- V-shaped tube in elegant design with integrated carrying handle.
- Easy and fast installing and removing.
- Particularly suited for mobile use since the fabric is perfectly protected when retracted in the casing.
- Very plain position due to tensioning mechanism (sturdy roll-up mechanism).
- Continuously adjustable and easy-to-operate telescopic tripod. It can be locked at the bottom side for an easy transportation.
- Continuous black border for improved picture framing.
- Light-proof rear coating for use even in front of a window.
- High-quality AlphaLux fabric with a large viewing angle.



Keystone eliminator



Collar for tripod tube



Retracted screen



Lock head



Retracting mechanism



Clip to attach the tripod tube to the casing bottom

Ultra-portable table screen

Projection screen to be set up fast and easily. Particularly suitable for flexible and fast projections in the office or for a fast viewing at home.

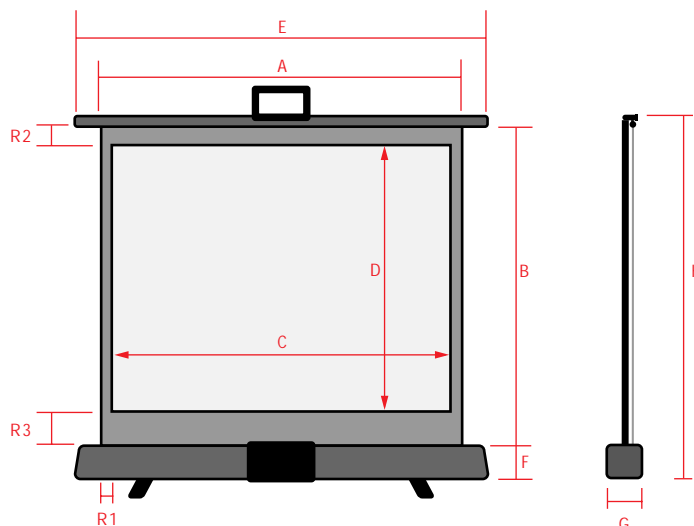
Product details:

- Mobile and immediately at disposal.
- Fast and simple setting up.
- Sturdy casing to protect against dust and dirt.
- Fold-out legs for a secure stand.
- Ideal for a small group of viewers



Ultra-portable table screen - Technical data (all dimensions in cm)

Ref. no.	Type	Fabric	Format	A	B	C	D	R1	R2	R3	E	F	G	H	Weight
40761	Table screen	GammaLux	4:3	87	77	81	61	3	1	15	96	8	6	95	3 kg
40762	Table screen	GammaLux	4:3	108	92	102	76	3	1	15	117	8	6	110	3.5 kg



Fold-out legs



Compact design



Handle



Portable floor screen

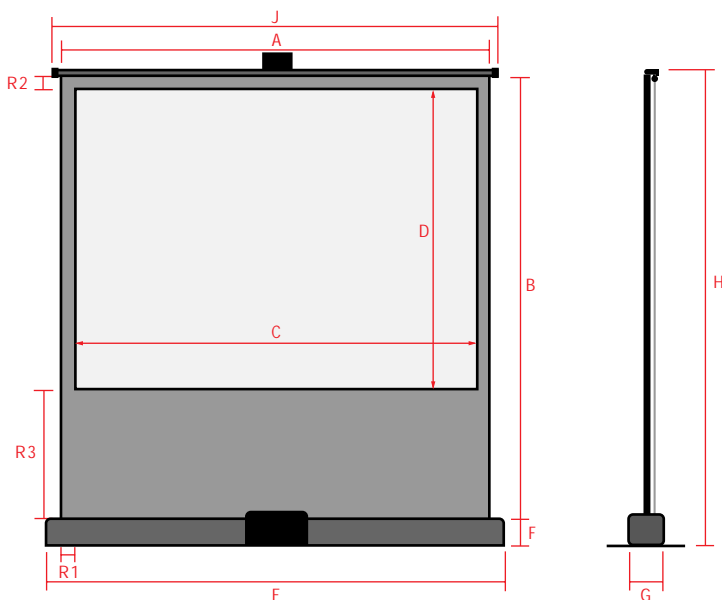
Stable, compact 4:3 mobile screen for a fast setting up on the floor or table. The screen is simply pulled out from the bottom casing and hooked to a mounting rod which was folded out beforehand. Can be adjusted to different heights. The screen has a 1.5 cm wide black border for clean masking and to increase the perceived contrast of the image. Fabric-based matte white projection screen with black rear side. Viewing angle is 100°.

Product details:

- Integrated carrying handle.
- Space-saving storing.
- Excellent image position.
- Available in following sizes:
122 cm x 91 cm and 163 cm x 122 cm

Portable floor screen – Technical data (all dimensions in cm)

Ref. no.	Type	Fabric	Format	A	B	C	D	R1	R2	R3	E	F	G	H	Weight
40763	Portable floor screen	GammaLux	4:3	128	154	122	91	3	3	60	138	8	6	172	4.5 kg
40764	Portable floor screen	GammaLux	4:3	169	196	163	122	3	3	71	179	8	6	214	5.5 kg



Fold-out legs



Handle



Retracted screen with fixed tripod tube



Lock head



Projection screen in landscape format

A high-quality fabric with a wide viewing angle is used for this handy projection screen simply hung to a hook. When rolled up, the landscape projection screen can be stored at a small space. When rolled out, it can be hung everywhere. These are the advantages which will be decisive wherever cost-effective and flexible projections are required. With a total width of four metres, the projection surface of the screen is 12 m².

Product details:

- Projection screen in UltraLux, matte white, 1.2 gain.
- Easy-to-care screen for everyday use for fast and mobile applications.



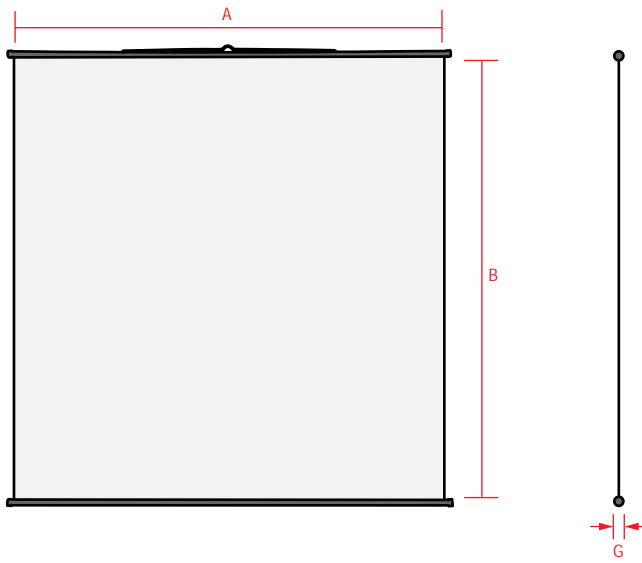
Screen suspension bracket



Weigh-down rod

Landscape format – Technical data (all dimensions in cm)

Ref. no.	Type	Fabric	Format	A	B	G	Weight
40191	Landscape format 155x155	UltraLux	1:1	155	155	2	3 kg
40211	Landscape format 180x180	UltraLux	1:1	180	180	2	4 kg
40221	Landscape format 200x200	UltraLux	1:1	200	200	2	5 kg
40261	Landscape format 240x180	UltraLux	4:3	240	180	2	7 kg
40251	Landscape format 250x190	UltraLux	4:3	250	190	2	8 kg
40271	Landscape format 260x195	UltraLux	4:3	260	195	2	8 kg
40281	Landscape format 280x210	UltraLux	4:3	280	210	2	9 kg
40231	Landscape format 300x240	UltraLux	5:4	300	240	2	10 kg
40241	Landscape format 350x262	UltraLux	4:3	350	262	2	12 kg
40291	Landscape format 400x300	UltraLux	4:3	400	300	2	14 kg






Aluminum frame Multi system

The portable reflecta framed projection screen assembles in no time to a professional wide projection screen. No help or tools required. The screen can be used for slide, multi-vision, overhead or video shows. It is particularly suited for widescreen video or rear projections. The high-grade and lightweight materials of the reflecta framed projection screen make it ideal for an easy and fast use. Fabric for rear projection is available optionally.

Product details Multi system:

- Framed projection screen with screen material, height-adjustable aluminum snap frame, screen sheath and carrying bag, pack size 120 cm.
- Frame and screen fit the carrying bag easily.
- Screen available as white front or rear projection material with black screen border.
- Anodized aluminum profile frame and leg elements with locking hinges for a safe stand.
- Projection material is attached to frame with push buttons.
- Frame can be used for front and rear projection screens.
- Keystone eliminator available as optional accessory.



Snap connection



Screen is attached with push buttons

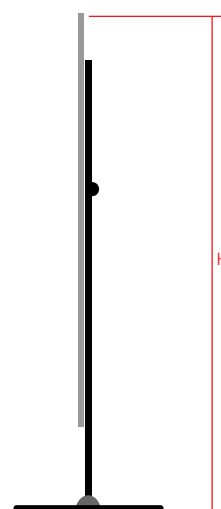
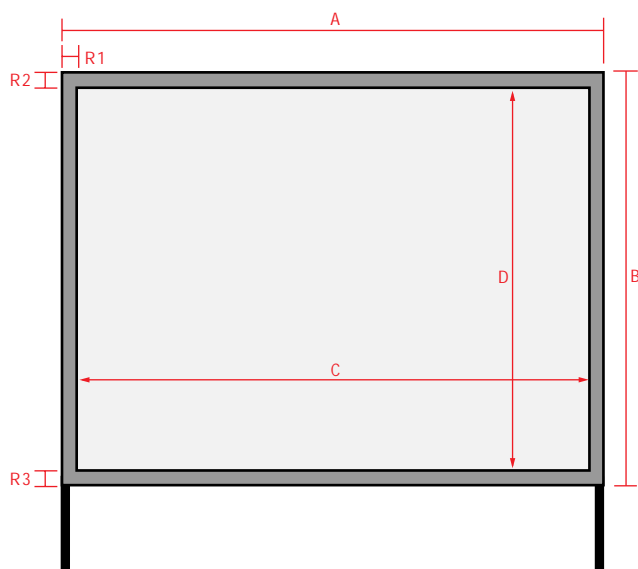


Carrying bag

Aluminum frame projection screen Multi system – Technical data (all dimensions in cm)

Ref. no.	Type (front projection)	Fabric	Format	A	B	C	D	R1	R2	R3	H	Weight
81401	Alu frame projection screen Multi system 200x200	UltraLux mobile	1:1	210	210	200	200	5	5	5	216 – 292	14 kg
81402	Alu frame projection screen Multi system 240x240	UltraLux mobile	1:1	250	250	240	240	5	5	5	256 – 332	17 kg
81403	Alu frame projection screen Multi system 290x290	UltraLux mobile	1:1	300	300	290	290	5	5	5	306 – 382	18 kg
81404	Alu frame projection screen Multi system 340x340	UltraLux mobile	1:1	350	350	340	340	5	5	5	356 – 432	21 kg
81405	Alu frame projection screen Multi system 390x390	UltraLux mobile	1:1	400	400	390	390	5	5	5	406 – 482	22 kg
81411	Alu frame projection screen Multi system 200x150	UltraLux mobile	4:3	210	160	200	150	5	5	5	166 – 242	13 kg
81412	Alu frame projection screen Multi system 230x170	UltraLux mobile	4:3	240	180	230	170	5	5	5	186 – 262	15 kg
81413	Alu frame projection screen Multi system 270x200	UltraLux mobile	4:3	280	210	270	200	5	5	5	216 – 292	16 kg
81414	Alu frame projection screen Multi system 310x235	UltraLux mobile	4:3	320	245	310	235	5	5	5	251 – 327	17kg
81415	Alu frame projection screen Multi system 350x260	UltraLux mobile	4:3	360	270	350	260	5	5	5	276 – 352	19 kg
81416	Alu frame projection screen Multi system 390x290	UltraLux mobile	4:3	400	300	390	290	5	5	5	306 – 382	20 kg
81421	Alu frame projection screen Multi system 230x150	UltraLux mobile	3:2	240	160	230	150	5	5	5	166 – 242	14 kg
81422	Alu frame projection screen Multi system 300x200	UltraLux mobile	3:2	310	210	300	200	5	5	5	216 – 292	16 kg
81423	Alu frame projection screen Multi system 360x240	UltraLux mobile	3:2	370	250	360	240	5	5	5	256 – 332	21 kg
81424	Alu frame projection screen Multi system 440x290	UltraLux mobile	3:2	450	300	440	290	5	5	5	306 – 382	24 kg

Ref. no.	Type (rear projection)	Fabric	Format	A	B	C	D	R1	R2	R3	H	Weight
81431	Alu frame projection screen Multi system 200x200	UltraLux mobile	1:1	210	210	200	200	5	5	5	216 – 292	15 kg
81432	Alu frame projection screen Multi system 240x240	UltraLux mobile	1:1	250	250	240	240	5	5	5	256 – 332	17 kg
81433	Alu frame projection screen Multi system 290x290	UltraLux mobile	1:1	300	300	290	290	5	5	5	306 – 382	18 kg
81434	Alu frame projection screen Multi system 340x340	UltraLux mobile	1:1	350	350	340	340	5	5	5	356 – 432	21 kg
81435	Alu frame projection screen Multi system 390x390	UltraLux mobile	1:1	400	400	390	390	5	5	5	406 – 482	22 kg
81436	Alu frame projection screen Multi system 200x150	UltraLux mobile	4:3	210	160	200	150	5	5	5	166 – 242	14 kg
81437	Alu frame projection screen Multi system 230x170	UltraLux mobile	4:3	240	180	230	170	5	5	5	186 – 262	15 kg
81438	Alu frame projection screen Multi system 270x200	UltraLux mobile	4:3	280	210	270	200	5	5	5	216 – 292	16 kg
81439	Alu frame projection screen Multi system 310x235	UltraLux mobile	4:3	320	245	310	235	5	5	5	251 – 327	18 kg
81440	Alu frame projection screen Multi system 350x260	UltraLux mobile	4:3	360	270	350	260	5	5	5	276 – 352	20 kg
81441	Alu frame projection screen Multi system 390x290	UltraLux mobile	4:3	400	300	390	290	5	5	5	306 – 382	21 kg
81442	Alu frame projection screen Multi system 230x150	UltraLux mobile	3:2	240	160	230	150	5	5	5	166 – 242	14 kg
81443	Alu frame projection screen Multi system 300x200	UltraLux mobile	3:2	310	210	300	200	5	5	5	216 – 292	17 kg
81444	Alu frame projection screen Multi system 360x240	UltraLux mobile	3:2	370	250	360	240	5	5	5	256 – 332	22 kg
81445	Alu frame projection screen Multi system 440x290	UltraLux mobile	3:2	450	300	440	290	5	5	5	306 – 382	25 kg





Aluminum frame Mono system

The sensible combination of our proven frame system with stable, smooth running hinges which snap in automatically allow for a single-piece frame. This system is particularly suited when the setting up shall be as simple and fast as possible. Besides, it is not possible to lose or mix up parts. Therefore, this system is ideal for renting. A separate frame is required for each screen size.

Product details Mono system:

- Framed projection screen with screen material, height-adjustable aluminum snap frame, screen sheath and carrying bag, pack size 120 cm.
- Frame and screen fit the carrying bag easily.
- Screen available as front or rear projection material with black screen border.
- Anodized aluminum profile frame and leg elements with locking hinges for a safe stand.
- Projection material is attached to frame with push buttons.



Hinge with lock button



Fold-out leg element

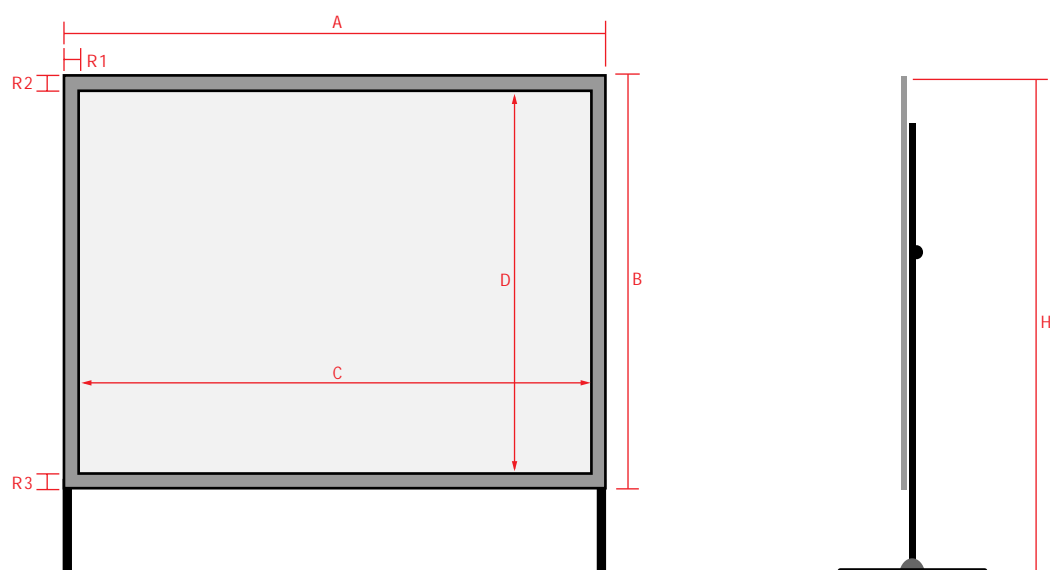


Screen is attached with push buttons

Alu frame projection screen Mono system - Technical data (all dimensions in cm)

Ref. no.	Type (front projection)	Fabric	Format	A	B	C	D	R1	R2	R3	H	Weight
81450	Alu frame projection screen Mono system 203x203	UltraLux mobile	1:1	203	203	183	183	10	10	10	209 – 285	16 kg
81451	Alu frame projection screen Mono system 249x249	UltraLux mobile	1:1	249	249	229	229	10	10	10	255 – 331	17 kg
81452	Alu frame projection screen Mono system 294x294	UltraLux mobile	1:1	294	294	274	274	10	10	10	300 – 376	18 kg
81453	Alu frame projection screen Mono system 340x340	UltraLux mobile	1:1	340	340	320	320	10	10	10	346 – 422	25 kg
81454	Alu frame projection screen Mono system 386x386	UltraLux mobile	1:1	386	386	366	366	10	10	10	392 – 468	27 kg
81455	Alu frame projection screen Mono system 447x447	UltraLux mobile	1:1	447	447	427	427	10	10	10	453 – 529	30 kg
81456	Alu frame projection screen Mono system 203x157	UltraLux mobile	4:3	203	157	183	137	10	10	10	163 – 239	15 kg
81457	Alu frame projection screen Mono system 220x170	UltraLux mobile	4:3	220	170	200	150	10	10	10	176 – 252	16 kg
81458	Alu frame projection screen Mono system 264x203	UltraLux mobile	4:3	264	203	244	183	10	10	10	209 – 285	19 kg
81459	Alu frame projection screen Mono system 300x230	UltraLux mobile	4:3	300	230	280	210	10	10	10	236 – 312	20 kg
81460	Alu frame projection screen Mono system 325x249	UltraLux mobile	4:3	325	249	305	229	10	10	10	255 – 331	22 kg
81461	Alu frame projection screen Mono system 345x264	UltraLux mobile	4:3	325	264	305	244	10	10	10	250 – 326	23 kg
81462	Alu frame projection screen Mono system 386x294	UltraLux mobile	4:3	386	294	366	274	10	10	10	300 – 376	25 kg
81463	Alu frame projection screen Mono system 406x310	UltraLux mobile	4:3	406	310	386	290	10	10	10	316 – 392	26 kg
81464	Alu frame projection screen Mono system 238x143	UltraLux mobile	16:9	238	143	218	123	10	10	10	149 – 225	15 kg
81465	Alu frame projection screen Mono system 286x170	UltraLux mobile	16:9	286	170	266	150	10	10	10	176 – 252	18 kg
81466	Alu frame projection screen Mono system 345x203	UltraLux mobile	16:9	345	203	325	183	10	10	10	209 – 285	20 kg
81467	Alu frame projection screen Mono system 392x230	UltraLux mobile	16:9	392	230	372	210	10	10	10	236 – 312	23 kg
81468	Alu frame projection screen Mono system 425x249	UltraLux mobile	16:9	425	249	405	229	10	10	10	255 – 331	25 kg

Ref. no.	Type (rear projection)	Fabric	Format	A	B	C	D	R1	R2	R3	H	Weight
81470	Alu frame projection screen Mono system 203x203	UltraLux mobile	1:1	203	203	183	183	10	10	10	209 – 285	16 kg
81471	Alu frame projection screen Mono system 249x249	UltraLux mobile	1:1	249	249	229	229	10	10	10	255 – 331	17 kg
81472	Alu frame projection screen Mono system 294x294	UltraLux mobile	1:1	294	294	274	274	10	10	10	300 – 376	18 kg
81473	Alu frame projection screen Mono system 340x340	UltraLux mobile	1:1	340	340	320	320	10	10	10	346 – 422	25 kg
81474	Alu frame projection screen Mono system 386x386	UltraLux mobile	1:1	386	386	366	366	10	10	10	392 – 468	27 kg
81475	Alu frame projection screen Mono system 447x447	UltraLux mobile	1:1	447	447	427	427	10	10	10	453 – 529	30 kg
81476	Alu frame projection screen Mono system 203x157	UltraLux mobile	4:3	203	157	183	137	10	10	10	163 – 239	14 kg
81477	Alu frame projection screen Mono system 220x170	UltraLux mobile	4:3	220	170	200	150	10	10	10	176 – 252	15 kg
81478	Alu frame projection screen Mono system 264x203	UltraLux mobile	4:3	264	203	244	183	10	10	10	209 – 285	19 kg
81479	Alu frame projection screen Mono system 300x230	UltraLux mobile	4:3	300	230	280	210	10	10	10	236 – 312	20 kg
81480	Alu frame projection screen Mono system 325x249	UltraLux mobile	4:3	325	249	305	229	10	10	10	255 – 331	22 kg
81481	Alu frame projection screen Mono system 345x264	UltraLux mobile	4:3	345	264	325	244	10	10	10	250 – 326	23 kg
81482	Alu frame projection screen Mono system 386x294	UltraLux mobile	4:3	386	294	366	274	10	10	10	300 – 376	25 kg
81483	Alu frame projection screen Mono system 406x310	UltraLux mobile	4:3	406	310	386	290	10	10	10	316 – 392	26 kg
81484	Alu frame projection screen Mono system 238x143	UltraLux mobile	16:9	238	143	218	123	10	10	10	149 – 225	15 kg
81485	Alu frame projection screen Mono system 286x170	UltraLux mobile	16:9	286	170	266	150	10	10	10	176 – 252	18 kg
81486	Alu frame projection screen Mono system 345x203	UltraLux mobile	16:9	345	203	325	183	10	10	10	209 – 285	20 kg
81487	Alu frame projection screen Mono system 392x230	UltraLux mobile	16:9	392	230	372	210	10	10	10	236 – 312	23 kg
81488	Alu frame projection screen Mono system 425x249	UltraLux mobile	16:9	425	249	405	229	10	10	10	255 – 331	25 kg



Spring roller

The proven and reliable reflecta spring roller system offers high functionality at a reasonable price.

The screen tube is safely mounted to a wall. The tensioning system guarantees a plain screen.

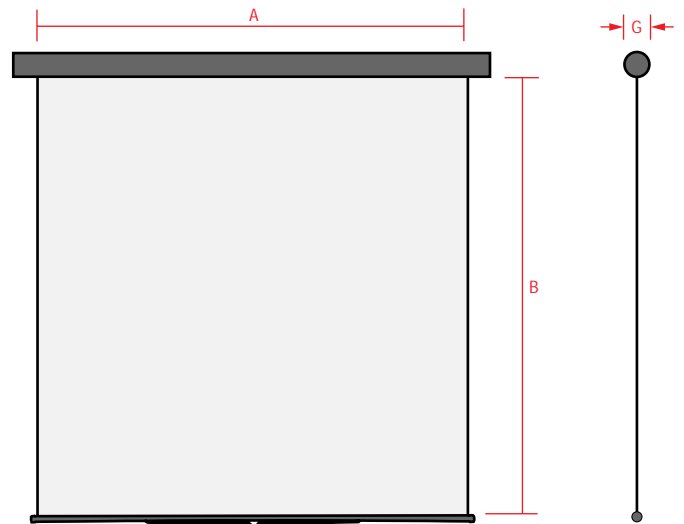
Product details:

- Fixed projection screen, tube diameter 6 cm.
- Can only be mounted to walls.
Since the spring roller mechanism raises the projection screen automatically, the screen must be hooked at the bottom bracket or fixed with a weight.
- Black steel screen case.
- Projection screen attaches safely.
- Spring roller system for perfectly plain projection screen.
- Projection screen with high luminance and large viewing angle.
- Suitable for all common front projection types.



Spring roller – Technical data (all dimensions in cm)

Ref. no.	Type	Fabric	Format	A	B	G	Weight
40821	Spring roller 125x125	AlphaLux	1:1	125	125	6	4 kg
40822	Spring roller 155x155	AlphaLux	1:1	155	155	6	5 kg
40823	Spring roller 180x180	AlphaLux	1:1	180	180	6	6 kg



Sound wall mount of tube



Screen suspension bracket



Galaxy self-locking roller

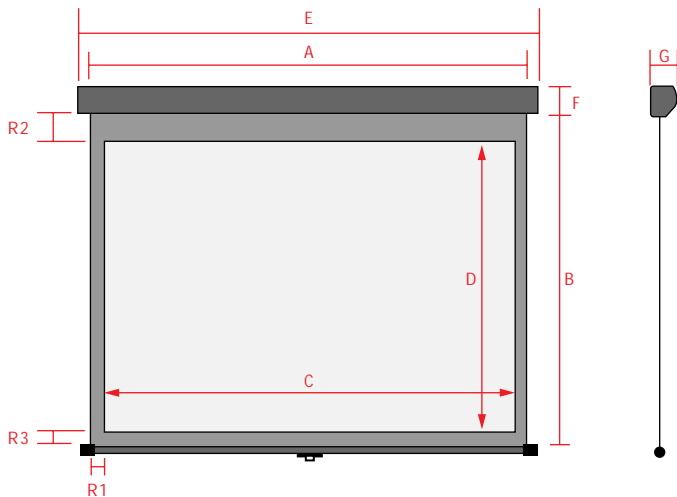
The retractable reflecta projection screen is installed in a profiled sheetmetal case and is operated with the locking mechanism with the soft lift function. When pulled slightly downwards, the projection screen automatically retracts slowly and safely to the tube. A soft brake avoids a fast and uncontrolled retracting. The screen can be stopped at any intermediate height to adjust to the various projection formats. With the light-proof rear coating, it can be used even in front of a window. The black border makes the screen particularly suited for home theatres.

Product details:

- Mounted to wall or ceiling.
- Simple installation and easy handling due to retracting mechanism with soft lift feature.
- Light-proof black rear side.
- Black masking.
- Very concise tube allows for space-saving installation.
- Large viewing angle.
- Suitable for all common front projection types.
- High-quality DeltaLux fabric with 1.2 gain.

Galaxy self-locking roller – Technical data (all dimensions in cm)

Ref. no.	Type	Fabric	Format	A	B	C	D	R1	R2	R3	E	F	G	Weight
85901	Galaxy locking	DeltaLux	1:1	157	157	152	151	2.5	3	3	164	8	7	5 kg
85911	Galaxy locking	DeltaLux	1:1	183	183	178	177	2.5	3	3	189	8	7	6 kg
85921	Galaxy locking	DeltaLux	1:1	213	213	203	203	5	5	5	219	9	8	7 kg
85914	Galaxy locking	DeltaLux	4:3	181	134	171	128	5	3	3	197	8	7	6 kg
85924	Galaxy locking	DeltaLux	4:3	213	162	203	152	5	5	5	219	9	8	7 kg
85944	Galaxy locking	DeltaLux	4:3	244	176	234	166	5	5	5	250	10	9	8 kg
85915	Galaxy locking	DeltaLux	16:9	181	104	171	98	5	3	3	187	8	7	6 kg
85925	Galaxy locking	DeltaLux	16:9	213	125	203	115	5	5	5	219	9	8	7 kg
85935	Galaxy locking	DeltaLux	16:9	231	135	221	125	5	5	5	237	9	8	8 kg
85945	Galaxy locking	DeltaLux	16:9	244	142	234	132	5	5	5	150	10	9	9 kg



Mounting material



Retracted screen



Stable solid metal tube



Soft lift function



Silverline self-locking roller / electric

The reflecta large projection screen to be fixed permanently to a wall or ceiling is mounted to an aluminum profile case and is operated either manually or motor-driven. The projection screen is extended and retracted with a space-saving and silent tube motor with integrated end position switch. With the switch, the screen can be stopped at any desired position. Optionally, the screen can be equipped with a locking mechanism to stop the screen at intermediate heights to adjust to different projection formats. Ideal for the training and communications sector.

Product details:

- Mounted to wall or ceiling.
- Electric or manual operation.
- Simple installation and easy handling.
- 8.5 cm x 8.5 cm large tube allows for space-saving installation.
- Large viewing angle.
- Suitable for all common front projection types.
- High-quality screens available in UltraLux (1.2 gain) or RearPro (1.6 gain) quality.



Solid aluminum tube



Plastic end caps for wall or ceiling installation



Warp-resistant profile



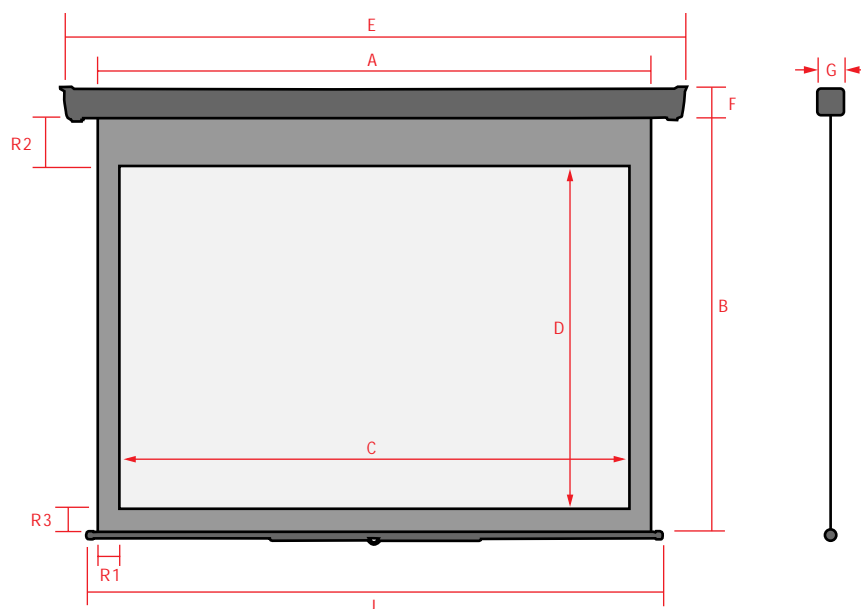
Switch of the electric Silverline

Silverline self-locking roller – Technical data (all dimensions in cm)

Ref. no.	Type	Fabric	Format	A	B	C	D	R1	R2	R3	E	F	G	J	Weight
80901	Silverline self-locking roller	UltraLux	1:1	155	160	155	160				173	8.5	8.5	162	5 kg
80911	Silverline self-locking roller	UltraLux	1:1	180	190	180	190				198	8.5	8.5	187	6 kg
80921	Silverline self-locking roller	UltraLux	1:1	200	210	200	210				218	8.5	8.5	207	7 kg
80931	Silverline self-locking roller	UltraLux	4:3	220	180	220	180				238	8.5	8.5	227	8 kg
80941	Silverline self-locking roller	UltraLux	4:3	240	180	240	180				258	8.5	8.5	247	9 kg
80904	Silverline self-locking roller	UltraLux	4:3	155	149	145	109	5	35	5	173	8.5	8.5	162	5 kg
80914	Silverline self-locking roller	UltraLux	4:3	180	168	170	128	5	35	5	198	8.5	8.5	187	6 kg
80924	Silverline self-locking roller	UltraLux	4:3	200	183	190	143	5	35	5	218	8.5	8.5	207	7 kg
80934	Silverline self-locking roller	UltraLux	4:3	220	193	210	158	5	30	5	238	8.5	8.5	227	8 kg
80944	Silverline self-locking roller	UltraLux	4:3	240	193	230	173	5	15	5	258	8.5	8.5	247	9 kg
80905	Silverline self-locking roller	UltraLux	16:9	155	132	145	82	5	45	5	173	8.5	8.5	162	5 kg
80915	Silverline self-locking roller	UltraLux	16:9	180	146	170	96	5	45	5	198	8.5	8.5	187	6 kg
80925	Silverline self-locking roller	UltraLux	16:9	200	157	190	107	5	45	5	218	8.5	8.5	207	7 kg
80935	Silverline self-locking roller	UltraLux	16:9	220	168	210	118	5	45	5	238	8.5	8.5	227	8 kg
80945	Silverline self-locking roller	UltraLux	16:9	240	179	230	129	5	45	5	258	8.5	8.5	247	9 kg
80916	Silverline self-locking roller RearPro	RearPro		180	190	180	190				198	8.5	8.5	187	6 kg
80926	Silverline self-locking roller RearPro	RearPro		200	210	200	210				218	8.5	8.5	207	7 kg
80936	Silverline self-locking roller RearPro	RearPro		220	200	220	200				238	8.5	8.5	227	8 kg
80946	Silverline self-locking roller RearPro	RearPro		240	200	240	200				258	8.5	8.5	247	9 kg

Silverline electric – Technical data (all dimensions in cm)

Ref. no.	Type	Fabric	Format	A	B	C	D	R1	R2	R3	E	F	G	J	Weight
81801	Electric professional	UltraLux		180	200	180	200				199	8.5	8.5	187	10 kg
81811	Electric professional	UltraLux		200	210	200	210				219	8.5	8.5	207	11 kg
81821	Electric professional	UltraLux		220	220	220	220				239	8.5	8.5	227	12 kg
81831	Electric professional	UltraLux		240	200	240	200				259	8.5	8.5	247	13 kg
81841	Electric professional	UltraLux		300	200	300	200				319	11	10	307	18 kg
81851	Electric professional	UltraLux		300	225	300	225				319	11	10	307	20 kg
81861	Electric professional	UltraLux		300	250	300	250				319	11	10	307	21 kg
81871	Electric professional	UltraLux		300	300	300	300				319	11	10	307	21 kg
81881	Electric professional	UltraLux		350	265	350	265				369	11	10	357	22 kg
81891	Electric professional	UltraLux		350	300	350	300				369	11	10	357	22 kg
81804	Electric professional	UltraLux	4:3	170	160	160	120	5	35	5	189	8.5	8.5	177	9 kg
81814	Electric professional	UltraLux	4:3	180	168	170	128	5	35	5	199	8.5	8.5	197	10 kg
81824	Electric professional	UltraLux	4:3	200	183	190	143	5	35	5	219	8.5	8.5	217	11 kg
81834	Electric professional	UltraLux	4:3	220	198	210	158	5	35	5	239	8.5	8.5	236	12 kg
81844	Electric professional	UltraLux	4:3	240	213	230	173	5	35	5	259	8.5	8.5	251	14 kg
81854	Electric professional	UltraLux	4:3	300	258	290	218	5	35	5	319	11	10	307	21 kg
81864	Electric professional	UltraLux	4:3	350	295	340	255	5	35	5	369	11	10	357	22 kg
81805	Electric professional	UltraLux	16:9	170	140	160	90	5	45	5	189	8.5	8.5	177	9 kg
81815	Electric professional	UltraLux	16:9	180	146	170	96	5	45	5	199	8.5	8.5	197	10 kg
81825	Electric professional	UltraLux	16:9	200	157	190	107	5	45	5	219	8.5	8.5	217	11 kg
81835	Electric professional	UltraLux	16:9	220	168	210	118	5	45	5	239	8.5	8.5	236	12 kg
81845	Electric professional	UltraLux	16:9	240	180	230	130	5	45	5	258	8.5	8.5	251	14 kg
81855	Electric professional	UltraLux	16:9	300	213	290	163	5	45	5	319	11	10	307	22 kg
81865	Electric professional	UltraLux	16:9	350	241	340	191	5	45	5	369	11	10	357	22 kg





Starlight self-locking roller / electric

The fixed reflecta screen is mounted in a 8 cm x 9 cm or 9 cm x 11 cm white sheetmetal profiled case and is available as electric version or with a locking system. The screen can be stopped at intermediate heights to adjust to different projection formats. The light-proof black rear allows for a use even in front of a bright window without affecting the projection quality. The black masking for a perfect image framing and the generous black drop make this screen particularly suited for home theatres.

Product details:

- Mounted to wall or ceiling.
- Electric or manual operation.
- Simple installation and easy handling due to sophisticated electric or manual retracting mechanism.
- 8 cm x 9 cm or 9 cm x 11 cm large tube allows for space-saving installation.
- Large viewing angle.
- Suitable for all common front projection types.
- High-quality fabric with 1.2 gain.
- Light-proof rear with black coating.
- Optional with radio control.



Tube detail of the locking version



Tube detail of the electric version



Stable wall mount due to pre-manufactured brackets in the end caps



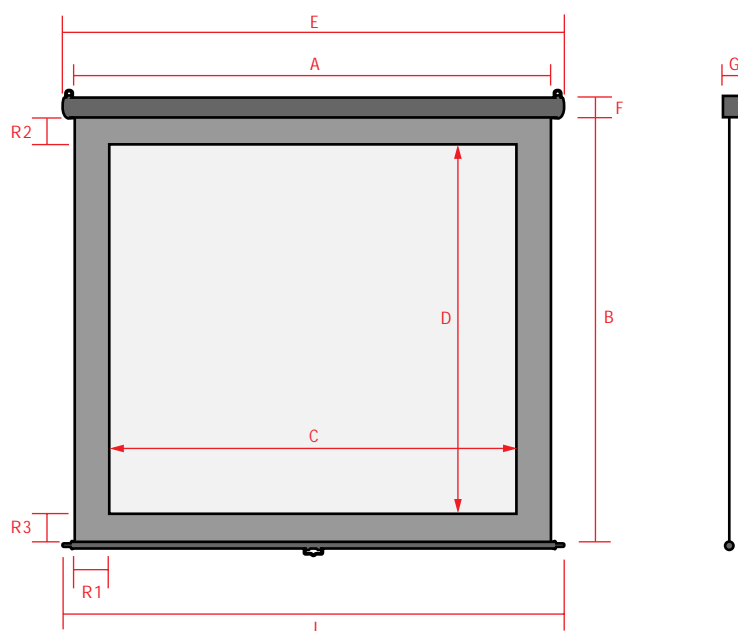
Switch of the electric Starlight

Starlight self-locking roller – Technical data (all dimensions in cm)

Ref. no.	Type	Fabric	Format	A	B	C	D	R1	R2	R3	E	F	G	J	Weight
86901	Starlight self-locking roller	SuperLux	1:1	158	175	152	152	3	20	3	165	9	8	162	7 kg
86904	Starlight self-locking roller	SuperLux	4:3	158	137	152	114	3	20	3	165	9	8	162	7 kg
86911	Starlight self-locking roller	SuperLux	1:1	184	201	178	178	3	20	3	190	9	8	188	8 kg
86914	Starlight self-locking roller	SuperLux	4:3	184	157	178	134	3	20	3	190	9	8	188	8 kg
86915	Starlight self-locking roller	SuperLux	16:9	184	163	178	100	3	60	3	190	9	8	188	8 kg
86921	Starlight self-locking roller	SuperLux	1:1	200	217	194	194	3	20	3	218	9	8	204	9 kg
86934	Starlight self-locking roller	SuperLux	4:3	220	183	212	159	4	20	4	228	9	8	224	11 kg
86935	Starlight self-locking roller	SuperLux	16:9	220	183	212	119	4	60	4	228	9	8	224	11 kg
86944	Starlight self-locking roller	SuperLux	4:3	252	207	244	183	4	20	4	259	9	8	256	12.5 kg
86945	Starlight self-locking roller	SuperLux	16:9	252	201	244	137	4	60	4	259	9	8	256	12.5 kg
86954	Starlight self-locking roller	SuperLux	4:3	317	255	305	229	6	20	6	324	11	9	321	14 kg
86955	Starlight self-locking roller	SuperLux	16:9	317	238	305	172	6	60	6	324	11	9	321	14 kg

Starlight electric – Technical data (all dimensions in cm)

Ref. no.	Type	Fabric	Format	A	B	C	D	R1	R2	R3	E	F	G	J	Weight
86814	Electric Starlight	SuperLux	4:3	177	151	171	128	3	20	3	193	9	8	181	10 kg
86815	Electric Starlight	SuperLux	16:9	177	159	171	96	3	60	3	193	9	8	181	10 kg
86824	Electric Starlight	SuperLux	4:3	211	177	205	154	3	20	3	228	9	8	215	13 kg
86825	Electric Starlight	SuperLux	16:9	211	178	203	114	4	60	4	228	9	8	215	13 kg
86834	Electric Starlight	SuperLux	4:3	221	184	213	160	4	20	4	238	9	8	225	14 kg
86835	Electric Starlight	SuperLux	16:9	221	184	213	120	4	60	4	238	9	8	225	14 kg
86844	Electric Starlight	SuperLux	4:3	252	207	244	183	4	20	4	268	9	8	256	16 kg
86845	Electric Starlight	SuperLux	16:9	252	201	244	137	4	60	4	268	9	8	256	16 kg
86854	Electric Starlight	SuperLux	4:3	317	255	305	229	6	20	6	328	11	9	331	22 kg
86855	Electric Starlight	SuperLux	16:9	317	238	305	172	6	60	6	328	11	9	321	22 kg





Cosmos electric

To be used in conference rooms or in the private home theatre, the electric reflecta Cosmos screen offers a high-end solution for your projections. The reflecta electric system lives up to highest standards due to the conscious use of sturdy and safe components for a long product life.

Product details:

- Fixed projection screen; with mounting system for an easy installation to the wall or ceiling.
- Available as electric Cosmos with switch or electric RC Cosmos with RC unit (see p. 30).
- Screens available in ValueLux (gain 1.2) or ValueStarlux (gain 2.2) quality.
- The screen is rolled up and down via a tube motor installed to the right of the steel shaft to save space and reduce noise. The motor has an integrated end position switch.
- The compact cross-section makes it ideal to be installed in intermediate ceilings or in concise places. Optional installation frame for suspended ceilings available.
- White tube with RAL 9010 powder coating.
- Exactly sized precision steel shaft ensures perfectly plain position and flawless rolling of the screen.
- Flame resistant screen material.
- Screens excel with their colour-neutral imaging.
- Projection screens correspond to the latest safety technology.
- Projection formats 1:1 / 16:9 / 4:3 for all projection types.
- Black rear side for all projection formats.
- Continuous black screen border for masking for the projection formats 16:9 and 4:3.



Flat bottom profile



Retracted screen - tube is closed completely



Lowered screen



Stable mount at the top of the tube



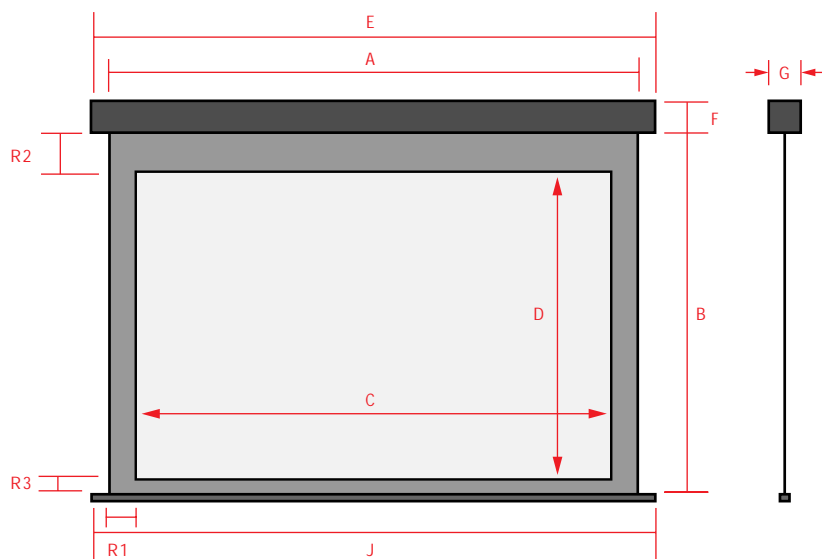
Power supply from the top



Switch of the electric Cosmos

Cosmos – Technical data (all dimensions in cm)

Ref. no.	Type	Fabric	Format	A	B	C	D	R1	R2	R3	E	F	G	J	Weight
80211	Electric Cosmos 150x150	ValueLux	1:1	150	150	150	150				164	10.8	10.9	162	15 kg
80221	Electric Cosmos 180x180	ValueLux	1:1	180	180	180	180				194	10.8	10.9	192	16 kg
80231	Electric Cosmos 200x200	ValueLux	1:1	200	200	200	200				214	10.8	10.9	212	17 kg
80241	Electric Cosmos 250x250	ValueLux	1:1	250	250	250	250				264	10.8	10.9	262	21 kg
80251	Electric Cosmos 300x300	ValueLux	1:1	300	300	300	300				314	10.8	10.9	312	28 kg
80311	Electric Cosmos 150x150	ValueStarlux	1:1	150	150	150	150				164	10.8	10.9	162	15 kg
80321	Electric Cosmos 180x180	ValueStarlux	1:1	180	180	180	180				194	10.8	10.9	192	16 kg
80331	Electric Cosmos 200x200	ValueStarlux	1:1	200	200	200	200				214	10.8	10.9	212	17 kg
80341	Electric Cosmos 250x250	ValueStarlux	1:1	250	250	250	250				264	10.8	10.9	262	21 kg
80351	Electric Cosmos 300x300	ValueStarlux	1:1	300	300	300	300				314	10.8	10.9	312	28 kg
80214	Electric Cosmos 146x110	ValueLux	4:3	150	150	146	110	2	38	2	164	10.8	10.9	162	15 kg
80224	Electric Cosmos 176x132	ValueLux	4:3	180	180	176	132	2	46	2	194	10.8	10.9	192	16 kg
80234	Electric Cosmos 196x147	ValueLux	4:3	200	200	196	147	2	51	2	214	10.8	10.9	212	17 kg
80244	Electric Cosmos 246x185	ValueLux	4:3	250	250	246	185	2	63	2	264	10.8	10.9	262	21 kg
80254	Electric Cosmos 296x222	ValueLux	4:3	300	300	296	222	2	76	2	314	10.8	10.9	312	28 kg
80314	Electric Cosmos 146x110	ValueStarlux	4:3	150	150	146	110	2	38	2	164	10.8	10.9	162	15 kg
80324	Electric Cosmos 176x132	ValueStarlux	4:3	180	180	176	132	2	46	2	194	10.8	10.9	192	16 kg
80334	Electric Cosmos 196x147	ValueStarlux	4:3	200	200	196	147	2	51	2	214	10.8	10.9	212	17 kg
80344	Electric Cosmos 246x185	ValueStarlux	4:3	250	250	246	185	2	63	2	264	10.8	10.9	262	21 kg
80354	Electric Cosmos 296x222	ValueStarlux	4:3	300	300	296	222	2	76	2	314	10.8	10.9	312	28 kg
80215	Electric Cosmos 146x82	ValueLux	16:9	150	150	146	82	2	66	2	164	10.8	10.9	162	15 kg
80225	Electric Cosmos 176x99	ValueLux	16:9	180	180	176	99	2	79	2	194	10.8	10.9	192	16 kg
80235	Electric Cosmos 196x110	ValueLux	16:9	200	200	196	110	2	88	2	214	10.8	10.9	212	17 kg
80245	Electric Cosmos 246x138	ValueLux	16:9	250	250	246	138	2	110	2	264	10.8	10.9	262	21 kg
80255	Electric Cosmos 296x167	ValueLux	16:9	300	300	296	167	2	131	2	314	10.8	10.9	312	28 kg
80315	Electric Cosmos 146x82	ValueStarlux	16:9	150	150	146	82	2	66	2	164	10.8	10.9	162	15 kg
80325	Electric Cosmos 176x99	ValueStarlux	16:9	180	180	176	99	2	79	2	194	10.8	10.9	192	16 kg
80335	Electric Cosmos 196x110	ValueStarlux	16:9	200	200	196	110	2	88	2	214	10.8	10.9	212	17 kg
80345	Electric Cosmos 246x138	ValueStarlux	16:9	250	250	246	138	2	110	2	264	10.8	10.9	262	21 kg
80355	Electric Cosmos 296x167	ValueStarlux	16:9	300	300	296	167	2	131	2	314	10.8	10.9	312	28 kg



For the Cosmos series, an installation for suspended ceilings or installation frames is available. Please contact us if you require such a kit.



Cosmos electric RC

To be used in conference rooms or in the private home theatre, the electric reflecta Cosmos screen offers a high-end solution for your projections. The reflecta electric system lives up to highest standards due to the conscious use of sturdy and safe components for a long product life.

Product details:

- Fixed projection screen; with mounting system for an easy installation to the wall or ceiling.
- Available as electric Cosmos with switch (see p. 28) or electric RC Cosmos with RC remote control.
- Screens available in ValueLux (gain 1.2) or ValueStarlux (gain 2.2) quality.
- The screen is rolled up and down via a tube motor installed to the right of the steel shaft to save space and reduce noise. The motor has an integrated end position switch.
- The compact cross-section makes it ideal to be installed in intermediate ceilings or in concise places. Optional installation frame for suspended ceilings available.
- White tube with RAL 9010 powder coating.
- Exactly sized precision steel shaft ensures perfectly plain position and flawless rolling of the screen.
- Flame resistant screen material.
- Screens excel with their colour-neutral imaging.
- Projection screens correspond to the latest safety technology.
- Projection formats 1:1 / 16:9 / 4:3 for all projection types.
- Black rear side for all projection formats.
- Continuous black screen border for masking for the projection formats 16:9 and 4:3.



Flat bottom profile



Retracted screen - tube is closed completely



Lowered screen



Stable mount at the top of the tube



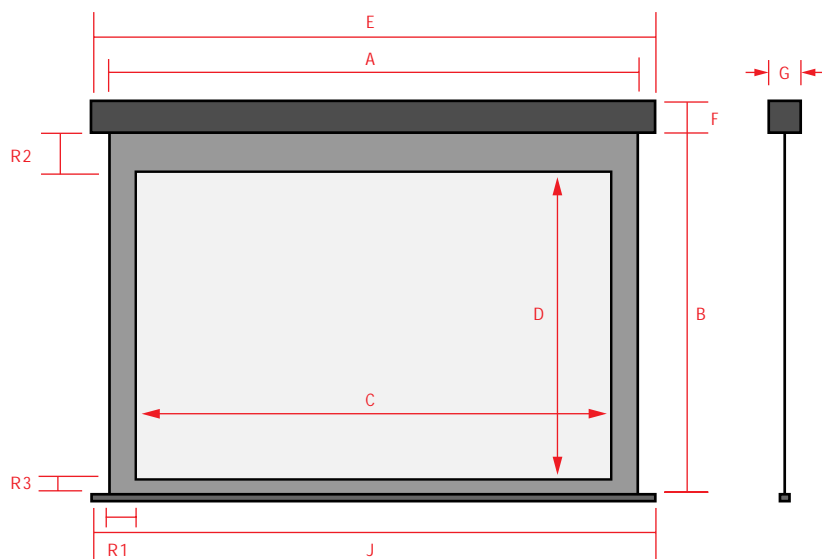
Power supply from the top



RC unit of the electric RC Cosmos

Cosmos – Technical data (all dimensions in cm)

Ref. no.	Type	Fabric	Format	A	B	C	D	R1	R2	R3	E	F	G	J	Weight
81211	Electric RC Cosmos 150x150	ValueLux	1:1	150	150	150	150				164	10,8	10,9	162	15 kg
81221	Electric RC Cosmos 180x180	ValueLux	1:1	180	180	180	180				194	10,8	10,9	192	16 kg
81231	Electric RC Cosmos 200x200	ValueLux	1:1	200	200	200	200				214	10,8	10,9	212	17 kg
81241	Electric RC Cosmos 250x250	ValueLux	1:1	250	250	250	250				264	10,8	10,9	262	21 kg
81251	Electric RC Cosmos 300x300	ValueLux	1:1	300	300	300	300				314	10,8	10,9	312	28 kg
81311	Electric RC Cosmos 150x150	ValueStarlux	1:1	150	150	150	150				164	10,8	10,9	162	15 kg
81321	Electric RC Cosmos 180x180	ValueStarlux	1:1	180	180	180	180				194	10,8	10,9	192	16 kg
81331	Electric RC Cosmos 200x200	ValueStarlux	1:1	200	200	200	200				214	10,8	10,9	212	17 kg
81341	Electric RC Cosmos 250x250	ValueStarlux	1:1	250	250	250	250				264	10,8	10,9	262	21 kg
81351	Electric RC Cosmos 300x300	ValueStarlux	1:1	300	300	300	300				314	10,8	10,9	312	28 kg
81214	Electric RC Cosmos 146x110	ValueLux	4:3	150	150	146	110	2	38	2	164	10,8	10,9	162	15 kg
81224	Electric RC Cosmos 176x132	ValueLux	4:3	180	180	176	132	2	46	2	194	10,8	10,9	192	16 kg
81234	Electric RC Cosmos 196x147	ValueLux	4:3	200	200	196	147	2	51	2	214	10,8	10,9	212	17 kg
81244	Electric RC Cosmos 246x185	ValueLux	4:3	250	250	246	185	2	63	2	264	10,8	10,9	262	21 kg
81254	Electric RC Cosmos 296x222	ValueLux	4:3	300	300	296	222	2	76	2	314	10,8	10,9	312	28 kg
81314	Electric RC Cosmos 146x110	ValueStarlux	4:3	150	150	146	110	2	38	2	164	10,8	10,9	162	15 kg
81324	Electric RC Cosmos 176x132	ValueStarlux	4:3	180	180	176	132	2	46	2	194	10,8	10,9	192	16 kg
81334	Electric RC Cosmos 196x147	ValueStarlux	4:3	200	200	196	147	2	51	2	214	10,8	10,9	212	17 kg
81344	Electric RC Cosmos 246x185	ValueStarlux	4:3	250	250	246	185	2	63	2	264	10,8	10,9	262	21 kg
81354	Electric RC Cosmos 296x222	ValueStarlux	4:3	300	300	296	222	2	76	2	314	10,8	10,9	312	28 kg
81215	Electric RC Cosmos 146x82	ValueLux	16:9	150	150	146	82	2	66	2	164	10,8	10,9	162	15 kg
81225	Electric RC Cosmos 176x99	ValueLux	16:9	180	180	176	99	2	79	2	194	10,8	10,9	192	16 kg
81235	Electric RC Cosmos 196x110	ValueLux	16:9	200	200	196	110	2	88	2	214	10,8	10,9	212	17 kg
81245	Electric RC Cosmos 246x138	ValueLux	16:9	250	250	246	138	2	110	2	264	10,8	10,9	262	21 kg
81255	Electric RC Cosmos 296x167	ValueLux	16:9	300	300	296	167	2	131	2	314	10,8	10,9	312	28 kg
81315	Electric RC Cosmos 146x82	ValueStarlux	16:9	150	150	146	82	2	66	2	164	10,8	10,9	162	15 kg
81325	Electric RC Cosmos 176x99	ValueStarlux	16:9	180	180	176	99	2	79	2	194	10,8	10,9	192	16 kg
81335	Electric RC Cosmos 196x110	ValueStarlux	16:9	200	200	196	110	2	88	2	214	10,8	10,9	212	17 kg
81345	Electric RC Cosmos 246x138	ValueStarlux	16:9	250	250	246	138	2	110	2	264	10,8	10,9	262	21 kg
81355	Electric RC Cosmos 296x167	ValueStarlux	16:9	300	300	296	167	2	131	2	314	10,8	10,9	312	28 kg



For the Cosmos series, an installation for suspended ceilings or installation frames is available. Please contact us if you require such a kit.

Cinehome

The Cinehome projection screen is a high-end, elegant framed screen with a black aluminum frame. The black colour absorbs light and avoids disturbing reflections. Another detail of the Cinehome framed screen is the high-quality projection fabric which was designed especially for beamer projections. On the rear, the screen has lugs to attach to the aluminum frame. The frame is assembled quickly and is particularly suited to be mounted permanently to a wall.

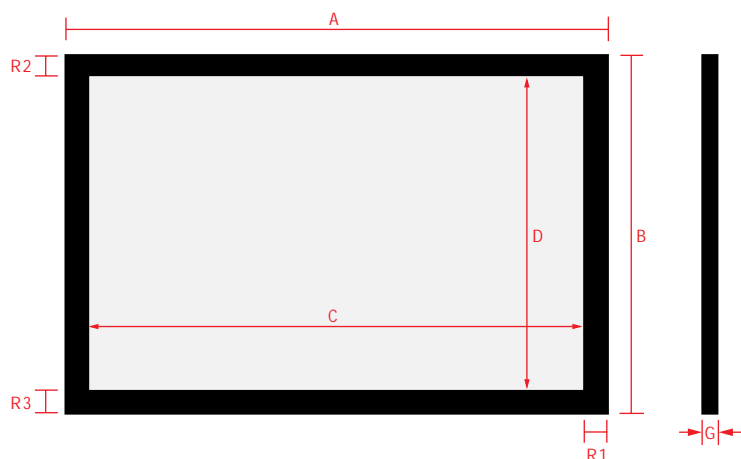
Product details:

- Black velvet frame.
- Either with front or rear projection material.
- Screen is optimised for beamers.



Cinehome – Technical data (all dimensions in cm)

Ref. no.	Type	Fabric	Format	C	D	R1	R2	R3	G	Weight
82510	Cinehome	UltraLux	4:3	146	110	6	6	6	3.5	8.5 kg
82511	Cinehome	UltraLux	4:3	171	128	6	6	6	3.5	9.5 kg
82512	Cinehome	UltraLux	4:3	203	152	6	6	6	3.5	11.5 kg
82513	Cinehome	UltraLux	4:3	234	176	6	6	6	3.5	13.5 kg
82514	Cinehome	UltraLux	4:3	305	229	6	6	6	3.5	17 kg
82515	Cinehome	UltraLux	16:9	171	96	6	6	6	3.5	7 kg
82516	Cinehome	UltraLux	16:9	203	115	6	6	6	3.5	10 kg
82517	Cinehome	UltraLux	16:9	221	125	6	6	6	3.5	11 kg
82518	Cinehome	UltraLux	16:9	234	132	6	6	6	3.5	12 kg
82519	Cinehome	UltraLux	16:9	266	150	6	6	6	3.5	13.5 kg
82520	Cinehome	UltraLux	16:9	332	187	6	6	6	3.5	25 kg



Suspension of Cinehome



High-quality black frame



Stable corner elements



Plain 22

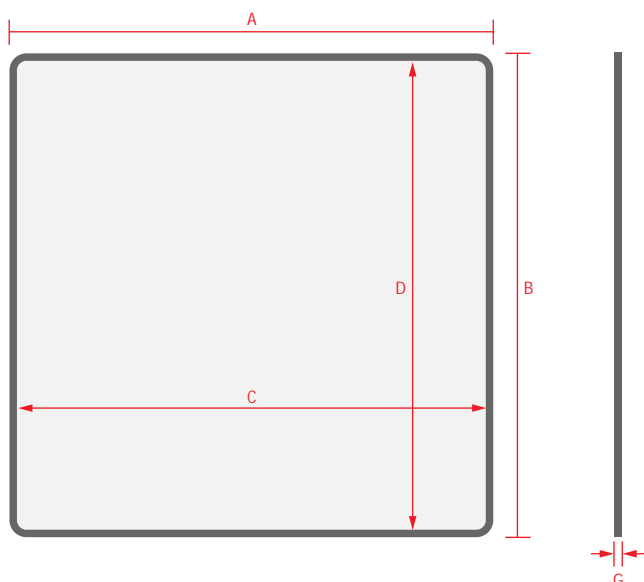
In its standard design, the reflecta projection screen Plain 22 is designed for a rigid wall installation. The elegant aluminum rectangular profile (23 mm x 28 mm) in light grey rounds off the reflecta Plain 22 model. The screen is ideal for video and data projections as well as for overhead projections. It is particularly suited for the conference, seminar, training, and communications sector as well as for large video projections.

Product details:

- Coated base plate.
- Rectangular aluminum profile 23 mm x 28 mm in light grey (RAL 7035).
- Rigid wall mounting.

Plain 22 – Technical data (all dimensions in cm)

Ref. no.	Type	Format	A	B	C	D	G
82501	Plain 180x180	1:1	180	180	175.4	175.4	3
82502	Plain 200x200	1:1	200	200	195.4	195.4	3
82503	Plain 250x200	5:4	250	200	245.4	195.4	3
82504	Plain 200x150	4:3	200	150	195.4	145.4	3
82505	Plain 250x140	-	250	140	245.4	135.4	3

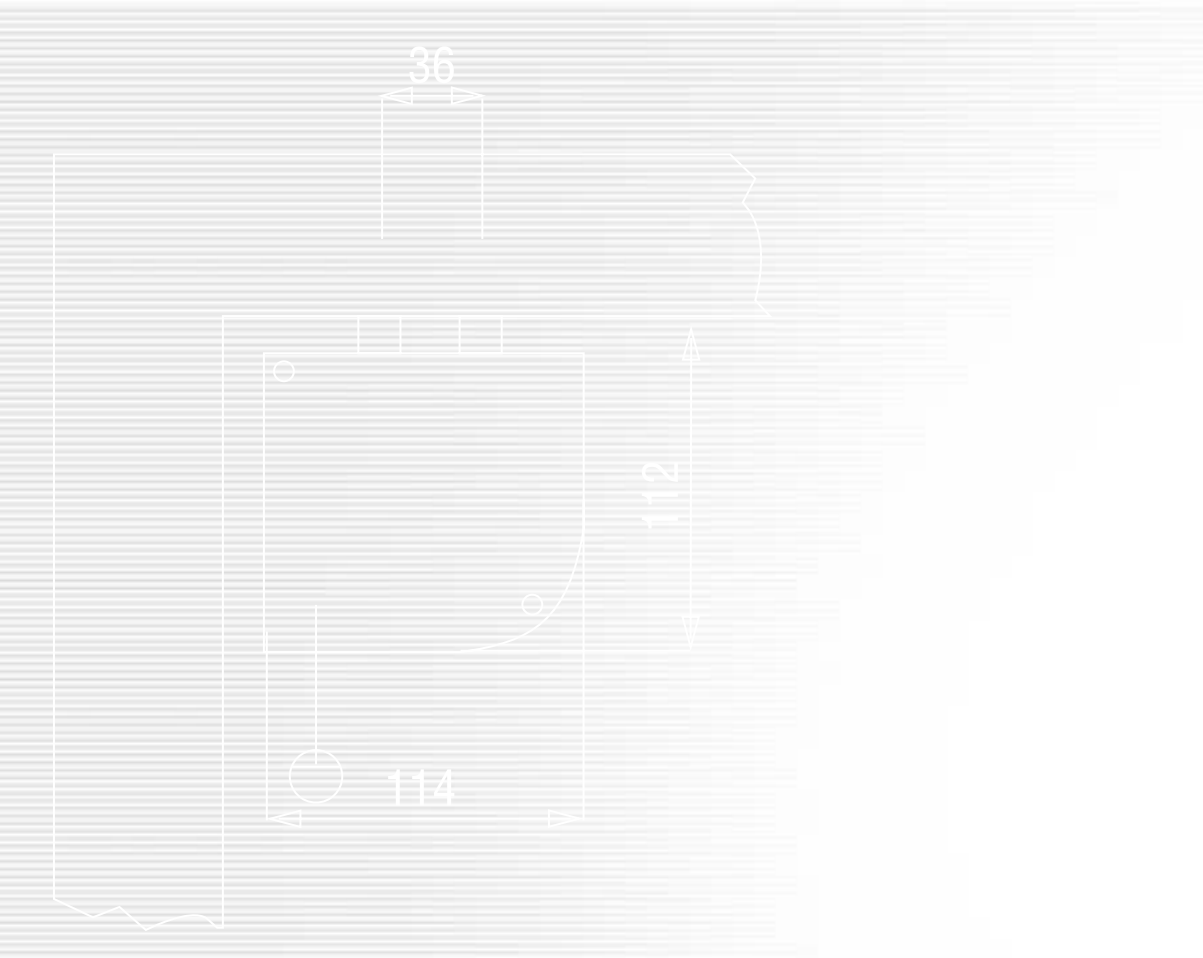




Projection screens to your dimensions...

For special purposes, you will need a special projection screen. If you need a special size, face an unusual installation situation, or want a special colour for the tube – we have an open ear. Just ask us.





The reflecta
product range
Please contact us for
further information about
our entire product range:

- Film and slide scanners
- Projectors
- Slide technology
- DVB cards / DVB tuners



As part of our continued efforts to improve the quality of our products,
we reserve the right to change our products without notification.
Ref. no. 72208 © reflecta Germany

reflecta[®]

reflecta GmbH
Jungmansring 70
D-72108 Rottenburg
Phone +49(0)74 57/94 65-60
Fax +49(0)74 57/94 65-72
mail@reflecta.de
www.reflecta.de