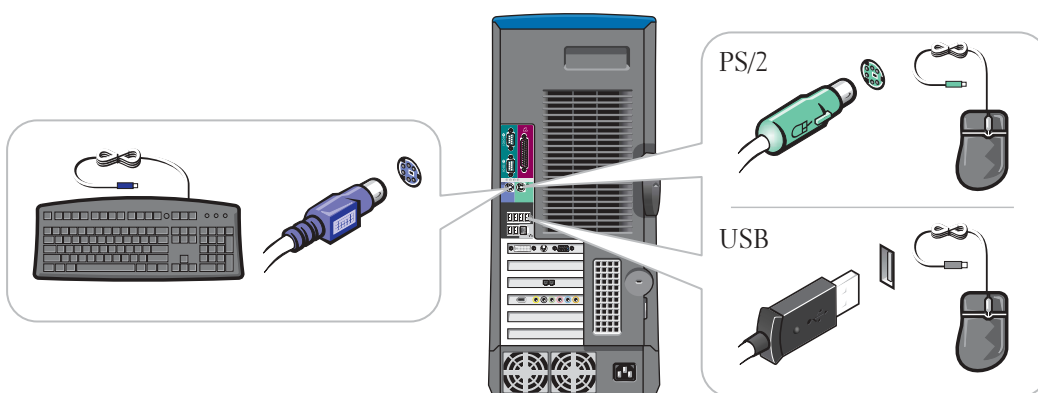
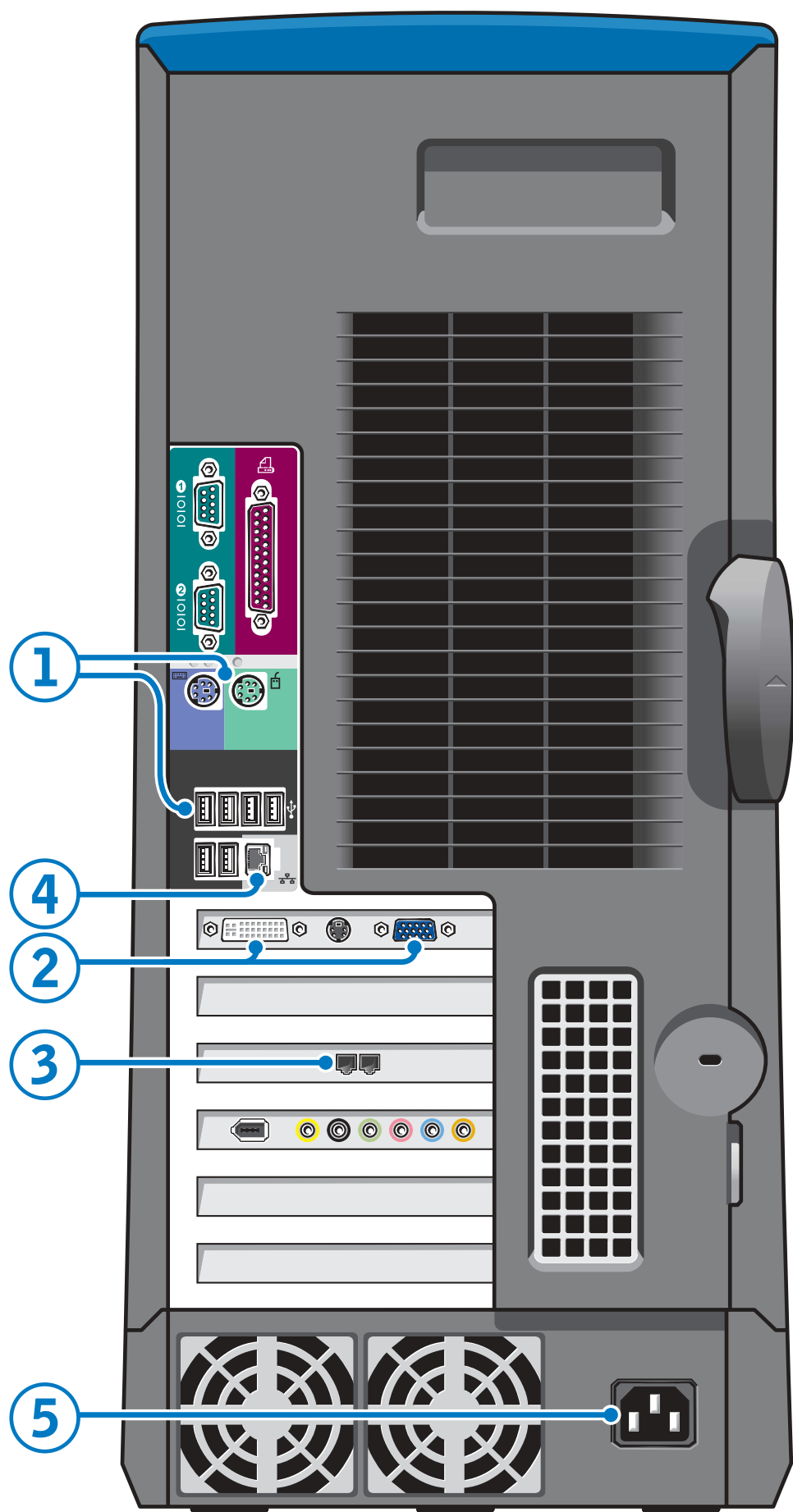




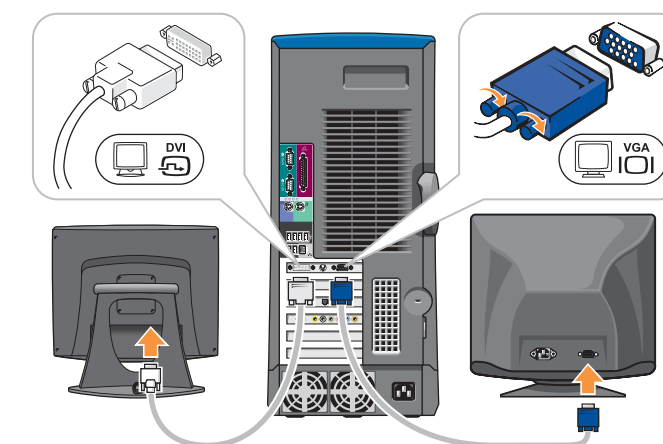
Set Up Your Computer First

XPS

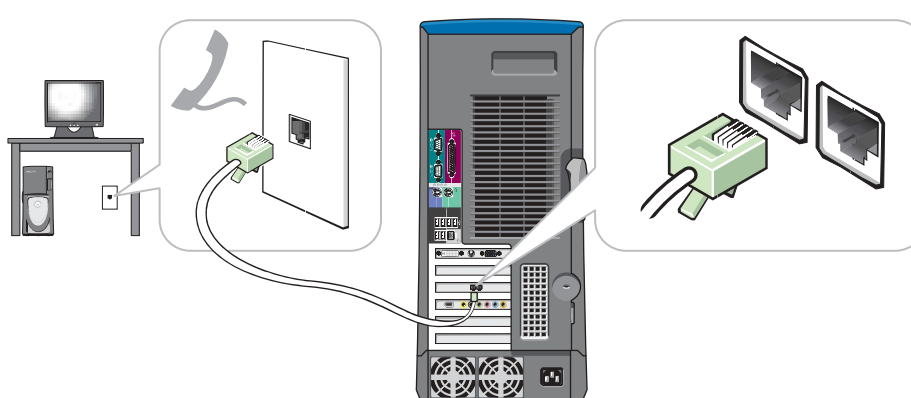
CAUTION: Before you set up and operate your Dell™ computer, read and follow the safety instructions in your *Owner's Manual*.



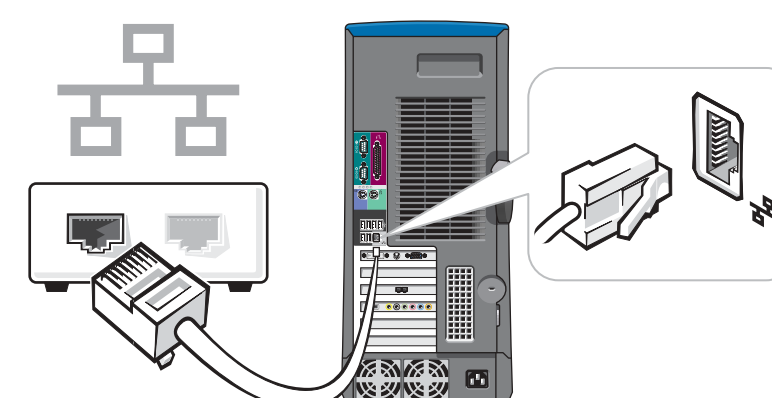
1 Connect a keyboard and a mouse



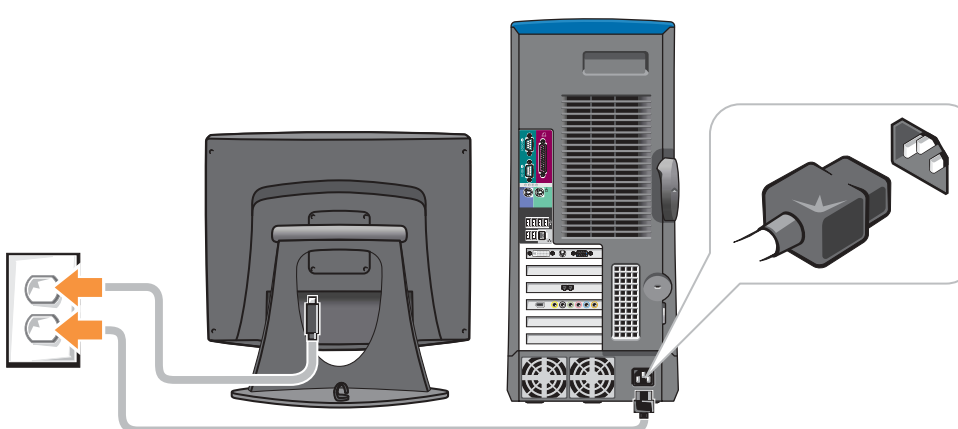
2 Connect one monitor
If your monitor has a DVI connector, plug it into the DVI connector on the computer. If your monitor has a VGA connector, plug it into the VGA connector on the computer.



3 If you have a modem
Connect a telephone cable to either of the modem connectors (not all modems have two connectors). Do not connect the telephone cable to the network connector.



4 If you have a network device
Connect a network cable to the network connector.



5 Connect the computer and monitor to electrical outlets



6 Turn on the computer and monitor



0U2265A00

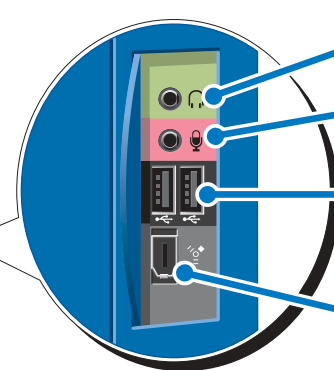
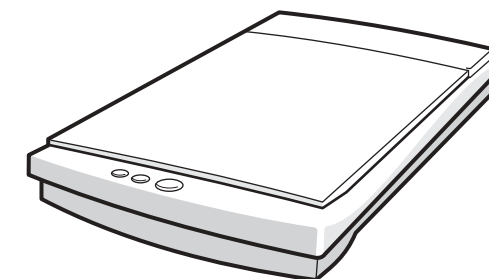
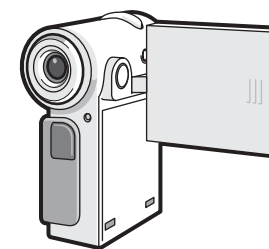
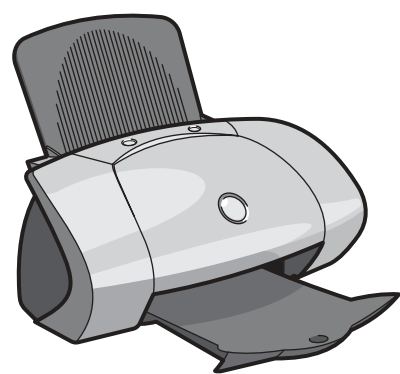





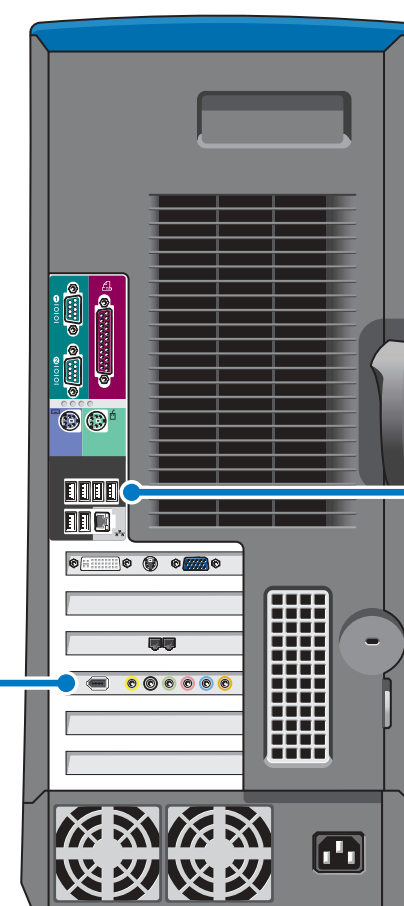
Set Up Other Devices Last

Connect other devices according to their documentation

XPS
XPS




headphone connector
microphone connector
front USB 2.0 connectors (2) 
IEEE 1394 connector




PCI sound card
with IEEE 1394

back USB 2.0 connectors (6) 



Help and Support



See your *Owner's Manual* for additional information on setting up, using, and troubleshooting your computer.

To access support and educational tools, double-click the **Dell Solution Center** icon on the Microsoft® Windows® desktop. You can also access Dell through support.dell.com.

For additional information about your computer, click the **Start** button and click **Help and Support**:

- To access the *Dell™ Dimension™ Help* file, click **User and system guides**, click **User's guides**, and then click **Dell Dimension Help**.
- For help with the Windows operating system, click **Microsoft Windows XP Tips**.



Printed in the U.S.A.

Information in this document is subject to change without notice.
© 2003 Dell Inc. All rights reserved.
Reproduction in any manner whatsoever without the written permission of Dell Inc. is strictly forbidden.

Dell, the *DELL* logo, and *Dimension* are trademarks of Dell Inc.; *Microsoft* and *Windows* are registered trademarks of Microsoft Corporation. Dell disclaims proprietary interest in the marks and names of others.

September 2003

DELL™