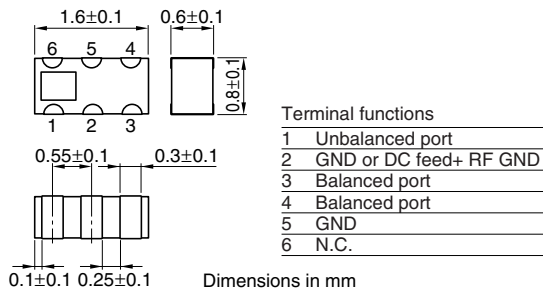


Multilayer Chip Baluns For WiMAX

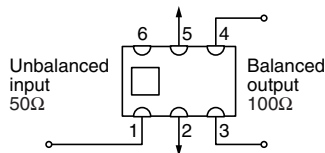
Conformity to RoHS Directive

HHM Series HHM1715E1

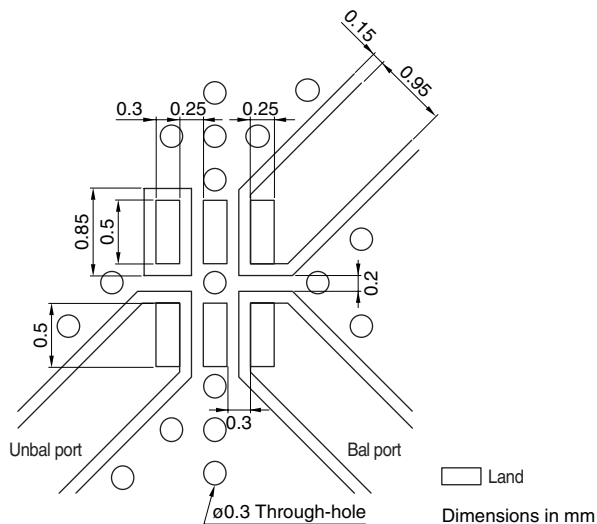
SHAPES AND DIMENSIONS



CIRCUIT DIAGRAM



RECOMMENDED PC BOARD PATTERNS



Line width be designed to match 50Ω characteristic impedance depending on PCB material and thickness.

ELECTRICAL CHARACTERISTICS

Unbalanced impedance	50Ω
Balanced impedance	100Ω
Frequency range	3300 to 3900MHz
Unbalanced port return loss	10dB min.
Phase imbalance at balanced port	180±15deg
Amplitude imbalance at balanced port	0±1.2dB
Insertion loss	1.0dB max.
Power capacity	0.5W max.
Temperature range	Operating -40 to +85°C
	Storage -40 to +85°C
Packaging style and quantities	4000pieces/reel

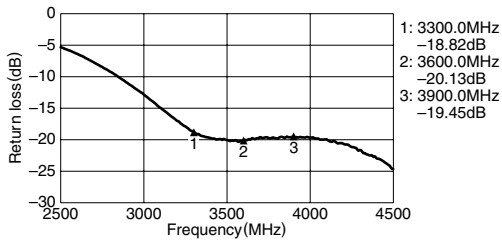
• Conformity to RoHS Directive: This means that, in conformity with EU Directive 2002/95/EC, lead, cadmium, mercury, hexavalent chromium, and specific bromine-based flame retardants, PBB and PBDE, have not been used, except for exempted applications.

• All specifications are subject to change without notice.

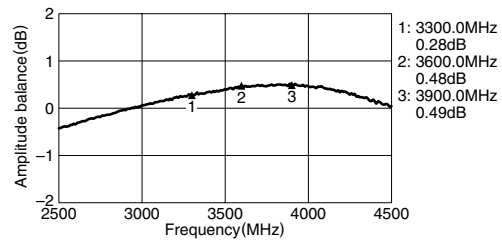
FREQUENCY CHARACTERISTICS

Unbalance 50Ω/Balance 100Ω

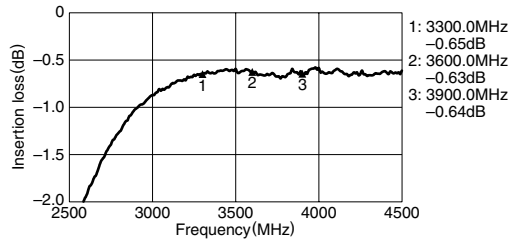
RETURN LOSS



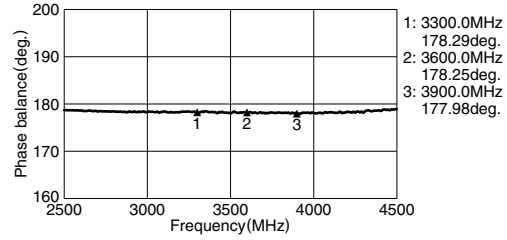
AMPLITUDE BALANCE



INSERTION LOSS



PHASE BALANCE



• All specifications are subject to change without notice.