

PCX9200



Quick Start Guide

EN Quick Start Guide

FR Guide d'utilisation rapide

ES Guía de inicio rápido

PHILIPS


1

Create media activity in the Edit software
Créer une activité dans le logiciel de configuration
Crear una actividad en el software de Edición





Activity Icon



This is a media activity


Use the selected icon

2

Configure customer's PC
Configuration du PC
Configurar el PC del usuario


A

Insert CD
Insérez le CD
Insertar CD



B



Insert dongle
Insérez le Dongle
Insertar la llave



3

Connect activity to customer's PC
Connexion à une activité sur le PC
Conectar la actividad con el PC del usuario

A Select activity / Sélectionnez une activité / Seleccionar la actividad



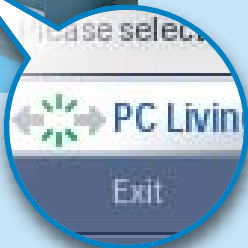
- ✗ PC is out of connecting range
- ✗ Le PC est hors de portée
- ✗ El PC está fuera del alcance de conexión



B Make connection / Connectez vous / Realizar conexión

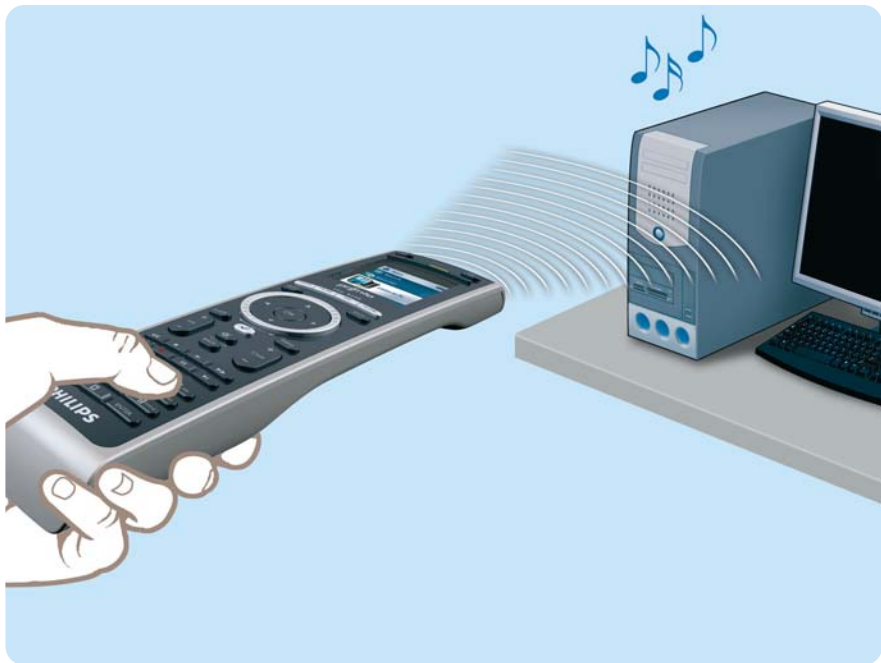


- ✱ PC is in connecting range
- ✱ Le PC est à portée de la télécommande
- ✱ El PC está conectado



4

Enjoy
Amusez-vous !
Disfrutar





© 2007 Koninklijke Philips Electronics N.V.
All rights reserved.

Specifications are subject to change without notice.
Trademarks are the property of Koninklijke Philips
Electronics N.V. or their respective owners.
www.philips.com

3104 205 3467.1