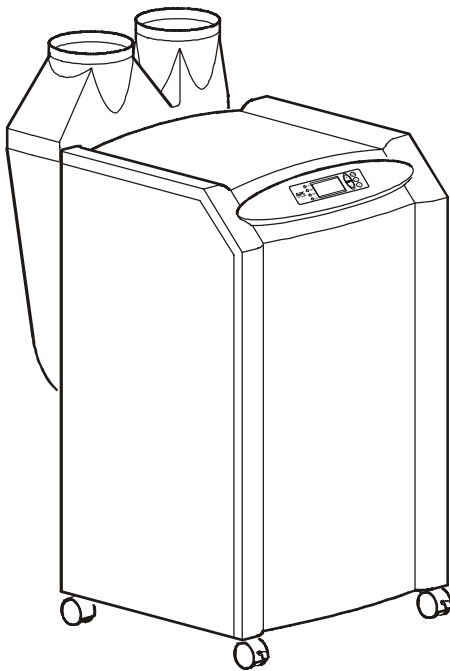




# NetworkAIR™ Portable Air Conditioning Unit—ACPA4000

## Guide for Receiving and Unpacking



Save these instructions! This guide contains important information for receiving, unpacking, and moving the equipment to its final location.



# Safety Information



Do not attempt to move this equipment without assistance.  
The recommended tools to move the equipment include:

Pallet Jack



Forklift

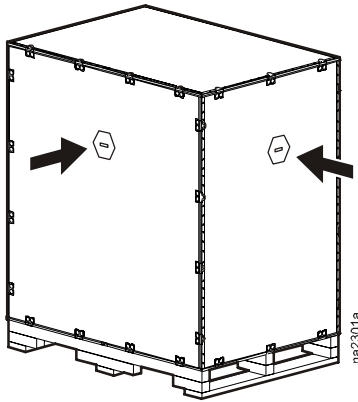


## Inspecting

Before you begin unpacking, verify that the labeled containers match the bill of lading. To ensure that the equipment has arrived in perfect condition, carefully inspect the exterior and the interior immediately upon receipt.

### Inspect the exterior of the packaging

Locate the shock indicators on the exterior of the packaging. The shock indicators change from white to pink when activated. Note on the bill of lading any indications that the shock indicators have been activated.



### Inspect the equipment

Once you have unpacked the equipment and its components, carefully inspect them for damage that may have occurred during shipment.



If you detect shipping damage, such as scratches or dents, contact APC Worldwide Customer Support.

# Unpacking



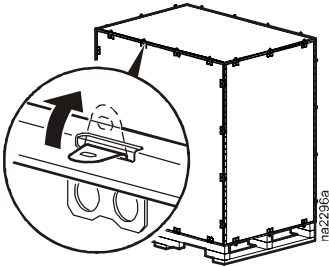
The shipping materials are recyclable. Please save them for later use, or dispose of them appropriately.



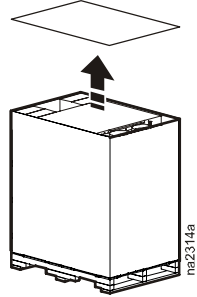
Note

Position the pallet on a level surface before unpacking.

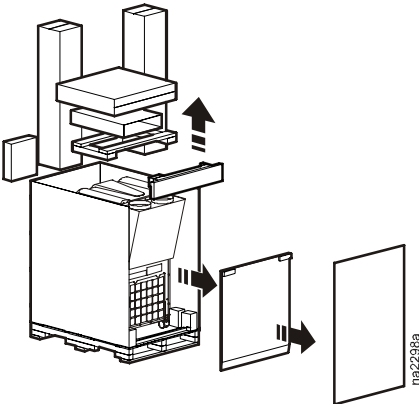
1



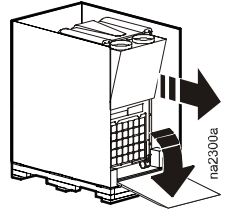
2



3



4



## APC Worldwide Customer Support

Direct InfraStruXure  
Customer Support  
Line (1)(877)537-0607  
(toll free)

APC headquarters  
U.S., Canada (1)(800)800-4272  
(toll free)

Latin America (1)(401)789-5735  
(USA)

Europe, Middle East,  
Africa (353)(91)702000  
(Ireland)

Japan (0) 3 5434-2021

Australia, New  
Zealand, South Pacific  
area (61) (2) 9955 9366  
(Australia)

