



Technical Specifications

This appendix provides technical specifications for the Cisco Aironet 340 and 350 Series Wireless LAN Client Adapters.

The following topics are covered in this appendix:

- Physical Specifications, [page A-2](#)
- Radio Specifications, [page A-3](#)
- Power Specifications, [page A-5](#)
- Safety and Regulatory Compliance Specifications, [page A-5](#)

[Table A-1](#) lists the technical specifications for the Cisco Aironet 340 and 350 Series Wireless LAN Client Adapters.

**Note**

If a distinction is not made between series or client adapter type, the specification applies to both 340 and 350 series PC and LM cards.

Table A-1 *Technical Specifications for the 340 and 350 Series Client Adapters*

Physical Specifications

Size	
PC card	4.5 in. L x 2.1 in. W x 0.2 in. H (11.3 cm L x 5.4 cm W x 0.5 cm H)
LM card	3.4 in. L x 2.1 in. W x 0.2 in. H (8.6 cm L x 5.4 cm W x 0.5 cm H)
Weight	1.3 oz (0.037 kg)
Enclosure	
PC card	Extended Type II PC card
LM card	Standard Type II PC card with RF connectors
Connector	68-pin PCMCIA
Status indicators	Green and amber LEDs; see Chapter 8
Operating temperature	
350 series	−22°F to 158°F (−30°C to 70°C)
340 series	32°F to 158°F (0°C to 70°C)
Storage temperature	−40°F to 185°F (−40°C to 85°C)
Humidity (non-operational)	95% relative humidity
Altitude	Operational 9843 ft (3000 m) @ room temperature for 2 hours Non-operational 15,000 ft (4572 m) @ room temperature for 20 hours
ESD	15 kV (human body model)

Table A-1 Technical Specifications for the 340 and 350 Series Client Adapters (continued)



Radio Specifications	
Type	Direct-sequence spread spectrum (DSSS) IEEE 802.11b compliant
Power output	
 Note	Refer to Appendix D for limitations on radiated power (EIRP) levels in the European community and other countries.
 Note	If you are using an older version of a 340 or 350 series client adapter, your power level options may be different than those listed here.
350 series	100 mW (20 dBm) 50 mW (17 dBm) 30 mW (15 dBm) 20 mW (13 dBm) 5 mW (7 dBm) 1 mW (0 dBm)
340 series PC card	30 mW (15 dBm) 1 mW (0 dBm)
340 series LM card	30 mW (15 dBm) 15 mW (12 dBm) 5 mW (7 dBm) 1 mW (0 dBm)
Operating frequency	2.400 to 2.497 GHz (depending on the regulatory domain in which the client adapter is used)
Usable channels	2412 to 2484 MHz in 5-MHz increments
Interference rejection	-35 dBc adjacent channel rejection
Data rates	1, 2, 5.5, and 11 Mbps
Modulation	Binary Phase Shift Keying (BPSK) - 1 Mbps Quaternary Phase Shift Keying (QPSK) - 2 Mbps Complementary Code Keying (CCK) - 5.5 and 11 Mbps
Receiver sensitivity	
350 series	-94 dBm @ 1 Mbps -91 dBm @ 2 Mbps -89 dBm @ 5.5 Mbps -85 dBm @ 11 Mbps
340 series	-90 dBm @ 1 Mbps -88 dBm @ 2 Mbps -87 dBm @ 5.5 Mbps -83 dBm @ 11 Mbps

Table A-1 Technical Specifications for the 340 and 350 Series Client Adapters (continued)



Receiver delay spread (multipath)	500 ns @ 1 Mbps 400 ns @ 2 Mbps 300 ns @ 5.5 Mbps 140 ns @ 11 Mbps (350 series) 70 ns @ 11 Mbps (340 series)
Range	
350 series	<p>Outdoor 2000 ft (609.6 m) @ 1 Mbps 1500 ft (457.2 m) @ 2 Mbps 1000 ft (304.8 m) @ 5.5 Mbps 800 ft (243.8 m) @ 11 Mbps</p> <p>Indoor 350 ft (106.7 m) @ 1 Mbps 250 ft (76.2 m) @ 2 Mbps 200 ft (61 m) @ 5.5 Mbps 150 ft (45.7 m) @ 11 Mbps</p> <p> Note The above range numbers assume the use of a snap-on antenna with the LM card.</p>
340 series	<p>Outdoor 1500 ft (457.2 m) @ 1 Mbps 1200 ft (365.8 m) @ 2 Mbps 800 ft (243.8 m) @ 5.5 Mbps 400 ft (121.9 m) @ 11 Mbps</p> <p>Indoor 300 ft (91.4 m) @ 1 Mbps 225 ft (68.6 m) @ 2 Mbps 150 ft (45.7 m) @ 5.5 Mbps 100 ft (30.5 m) @ 11 Mbps</p> <p> Note The above range numbers assume the use of a snap-on antenna with the LM card.</p>
Antenna	
PC card	Integrated diversity antenna
LM card	Two MMCX antenna connectors

Table A-1 Technical Specifications for the 340 and 350 Series Client Adapters (continued)

Power Specifications	
Operational voltage	5.0 V (+ or – 0.25 V)
Receive current steady state	Typically 250 mA
Transmit current steady state	
350 series	Typically 450 mA @ 20 dBm
340 series	Typically 350 mA @ 15 dBm
Sleep mode steady state	
350 series	Typically 15 mA
340 series	Typically 15 mA
Safety and Regulatory Compliance Specifications	
Safety	Designed to meet: <ul style="list-style-type: none"> • UL 1950 Third Ed. • CSA 22.2 No. 950-95 • IEC 60950 Second Ed., including Amendments 1-4 with all deviations • EN 60950 Second Ed., including Amendments 1-4
EMI and susceptibility	FCC Part 15.107 & 15.109 Class B ICES-003 Class B (Canada) EN 55022 B AS/NZS 3548 Class B VCCI Class B EN 55024
Radio approvals	FCC Part 15.247 Canada RSS-139-1, RSS-210 Japan Telec 33B EN 300.328
RF exposure	OET-65C RSS-102 ANSI C95.1

