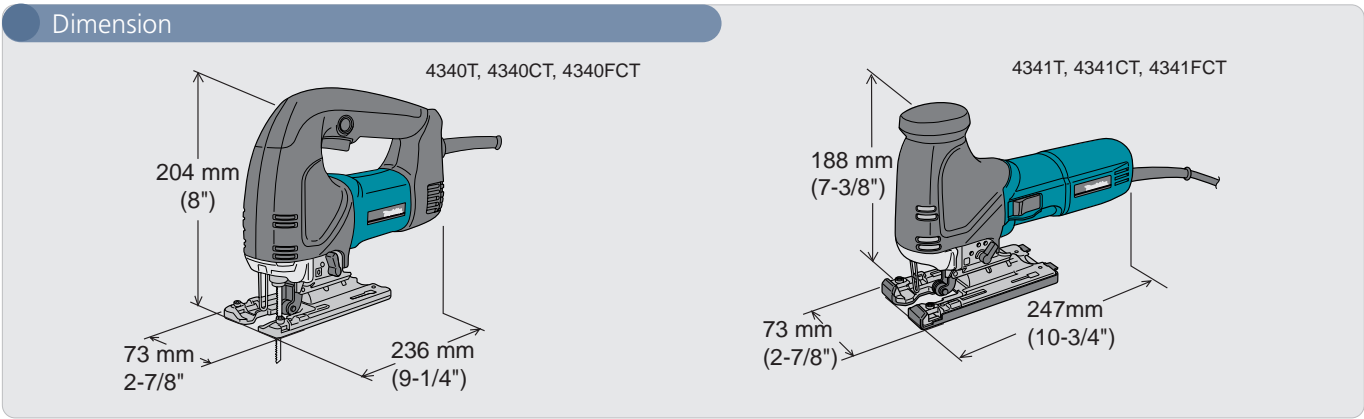


Specifications

Jig Saw						
	4340T	4340CT	4340FCT	4341T	4341CT	4341FCT
Length of stroke	26 mm (1")					
Max. cutting capacities	*135 mm (5-5/16")					
	10 mm (3/8")					
Continuous rating	580 W	720 W	720 W	580 W	720 W	720 W
Strokes per minute	2,800	800 – 2,800	800 – 2,800	2,800	800 – 2,800	800 – 2,800
Overall length	236 mm (9-1/4")	236 mm (9-1/4")	236 mm (9-1/4")	274 mm (10-3/4")	274 mm (10-3/4")	274 mm (10-3/4")
Net weight	2.4 kg (5.3 lbs)	2.4 kg (5.3 lbs)	2.4 kg (5.3 lbs)	2.3 kg (5.1 lbs)	2.4 kg (5.3 lbs)	2.4 kg (5.3 lbs)
Power supply cord	2.5 m (8.2 ft.)					

Specifications may differ from country to country. *Use with optional blade (B-16L) allows cutting of up to 135-mm thickness



Standard equipment

Jig Saw						
A	B	C	D	E	Part No.	
A: Jig saw blade set (including B-10: 2 pcs., BR-13: 2 pcs., B-22: 2 pcs.)					—	
B: Anti-splintering device (For cleaner cuts)					192557-6	
C: Cover plate					417852-6	
D: Hex wrench 4					783202-0	
E: Dust nozzle (Vacuum head) only for Europe					417853-4	

Note: The standard equipments may differ from country to country.

Optional accessories

Jig Saw						
Guide rule set (Guide rule & circular guide set)		Guide rail set and Guide rail adapter set				
		* Packed 2 each in package				
		** Packed 5 each in package				
Part No.		Please see belows are recommended Jig Saw Blades (Packed 5 each in package)				
193516-3		No.	Part No.			
		58	** 792426-7			
		B-8	** A-85232			
		B-13	* B-01286			
			** 792514-0			
		B-16	* B-01292			
			** 792517-4			
		B-17	* B-01301			
			** 792518-2			

Guide rail adapter Part No.193517-1

Guide rail Part No.192516-0

Makita Corporation

3-11-8, Sumiyoshi-cho, Anjo, Aichi 446-8502, Japan

PRINTED IN JAPAN Z15142-2 2002-2



A world's leading manufacturer of power tools

Double Insulation

Dust Collecting

Variable Speed

Electronic Speed Control (4340CT/FCT, 4341CT/FCT)

Orbital Cutting

Bayonet shank Jig Saw Blade

Built-in Job Light (4340FCT, 4341FCT)

Carrying Case (4340CT/FCT, 4341CT/FCT)

Jig Saw Series

4340T, 4340CT, 4340FCT
4341T, 4341CT, 4341FCT

Makita's Newest Professional Jig Saw Series are now Launched.



NEW



A world's leading manufacturer of power tools

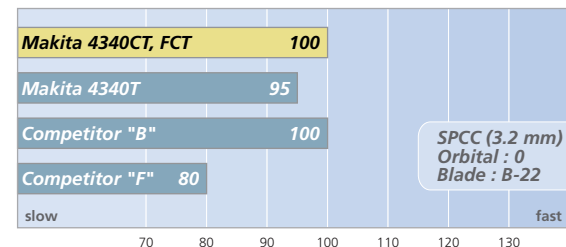
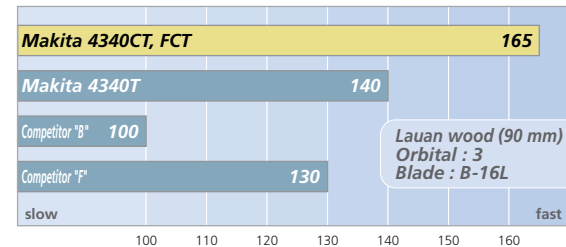
More Faster and More Accurate Cutting for professional.



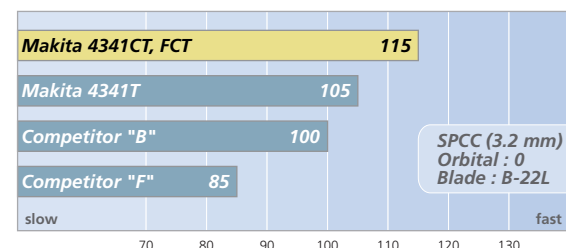
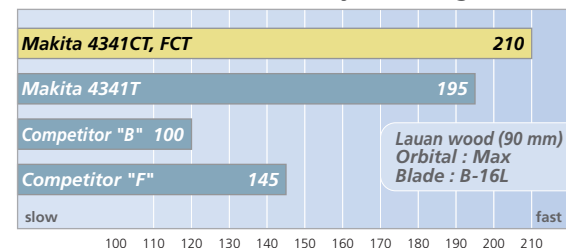
Cutting Speed

Note: It may differ under some conditions.
Numbers in chart below are relative values when setting competitor "B's" capacity as 100.

4340T, 4340CT, 4340FCT (Top Handle Jig Saw)



4341T, 4341CT, 4341FCT (Body Handle Jig Saw)



Top Handle Jig Saw Model 4340T, 4340CT, 4340FCT
Body Handle Jig Saw Model 4341T, 4341CT, 4341FCT

PHOTO: Model 4341FCT

Low vibration

Dust Collection



Front dust shield is not required.

7. Electronic speed control dial



Optimum cutting speed can be selected to match the various materials.

6. Cover plate



Plastic cover plate to protect materials from scratches.

1. Built-in LED job light (4340FCT, 4341FCT only)



Excellent work efficiency in dimly-lit place.

2. New tool-less blade change



Push-in Lock System has made it possible to change the blade quickly.

3. High Dust-proof construction



Rubber Dust seal at Rod and Retainer shuts out the dust and protects the machine from the damage.

4. Mode change lever



Change lever to select orbit cutting action in 3 stages and straight cutting action.

5. Sawdust blowing feature



Dust blower for cleaning line of cut.