

KUSTOM[®]

OWNER'S MANUAL MODEL G115H BASS GUITAR SPEAKER CABINET




Congratulations on the purchase of your new Kustom speaker cabinet. Your new G115H draws on decades of design and manufacturing experience at Kustom. This model was built from the ground up to offer great tones and reliable performance. Inside this manual, you'll find valuable information about the cabinet's features as well as technical specifications. Become familiar with this information to get the best performance from your cabinet. We wish you many years of enjoyment with your Kustom G-115H.

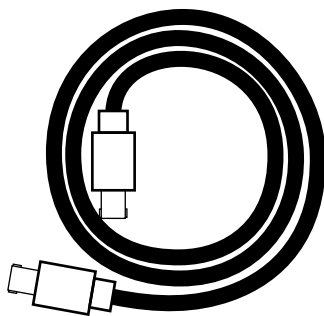
www.kustom.com

Product Contents

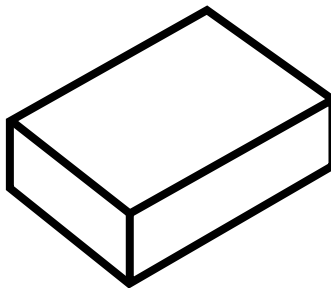
These items are included with your G115H speaker cabinet.
Be sure to contact your dealer if any items are missing.



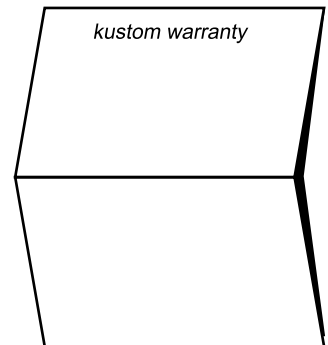
G115H



Speaker Cable
KAC-GRVSCC

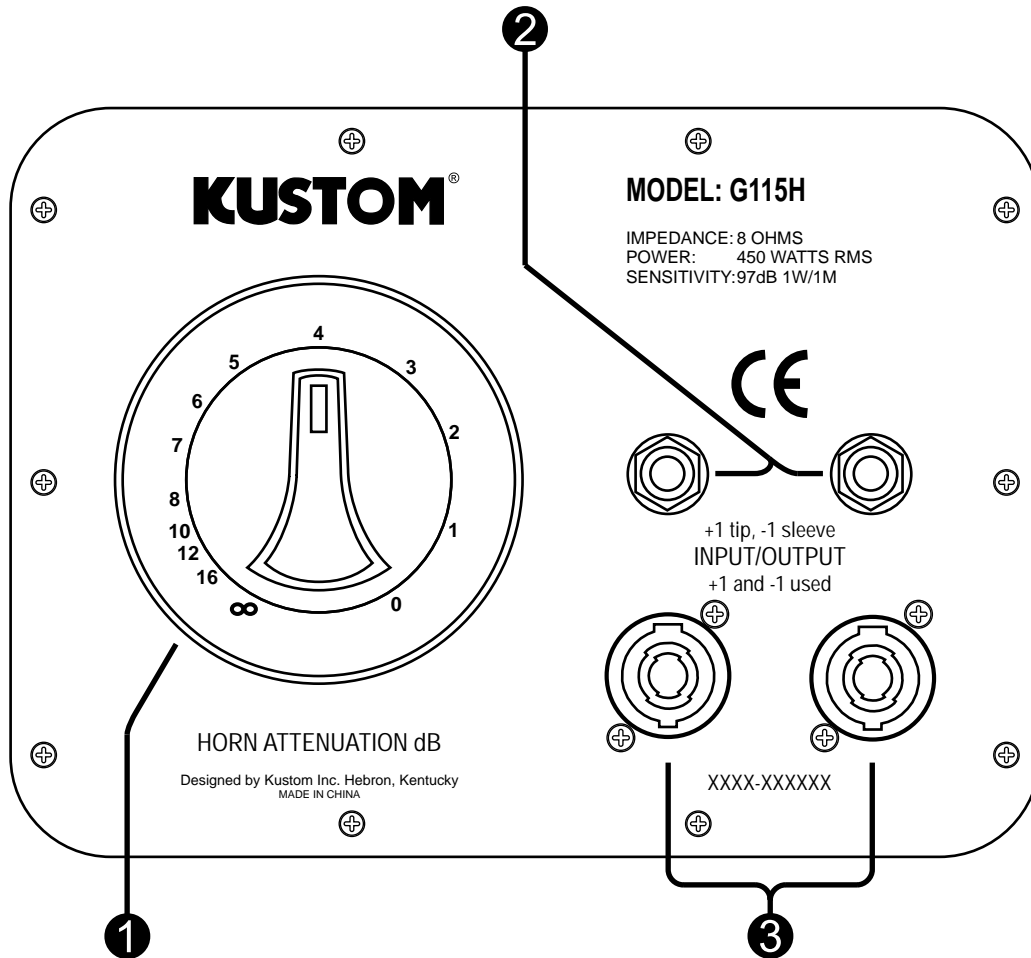


Heavy Duty
Removable Casters



Warranty Brochure

Rear Panel



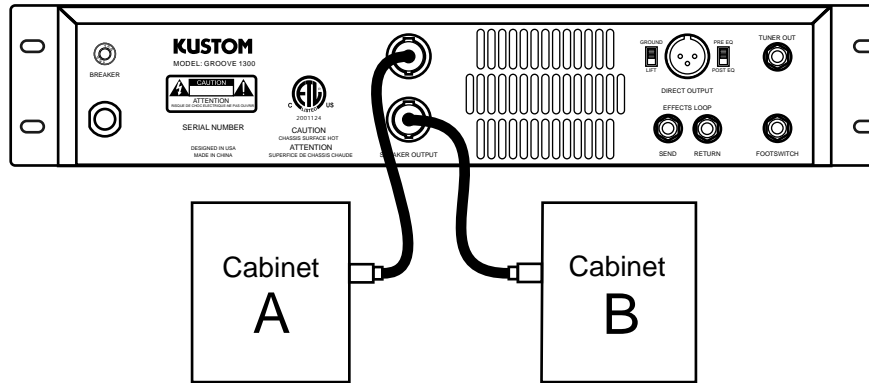
1 Horn Attenuator:
This is a “volume” control for the horn. To disable the horn, turn the knob counter clockwise until the indicator reaches ∞ . To set the horn for maximum output, turn the knob clockwise until the indicator reaches **0**.

2 Speaker Input/Output:
These jacks can be used as an input and/or output. The jacks accept a standard 1/4” cable. **Note:** When using these jacks as an output to another cabinet, refer to the Amplifier Loading Chart (page 4) for important amplifier loading information.

3 Speaker Input/Output:
These jacks can be used as an input and/or output. They accept standard Speakon® type speaker cables. To connect a cable: Insert and twist one quarter turn clockwise until the release button locks. To remove a cable: Pull back release button on cable connector, twist connector counter clockwise one quarter turn, and pull out connector. **Note:** When using these jacks as an output to another cabinet, refer to the Amplifier Loading Chart (page 4) for important amplifier loading information.

Speaker Connection Diagram

(Shown using the Kustom GROOVE 1300 amplifier)



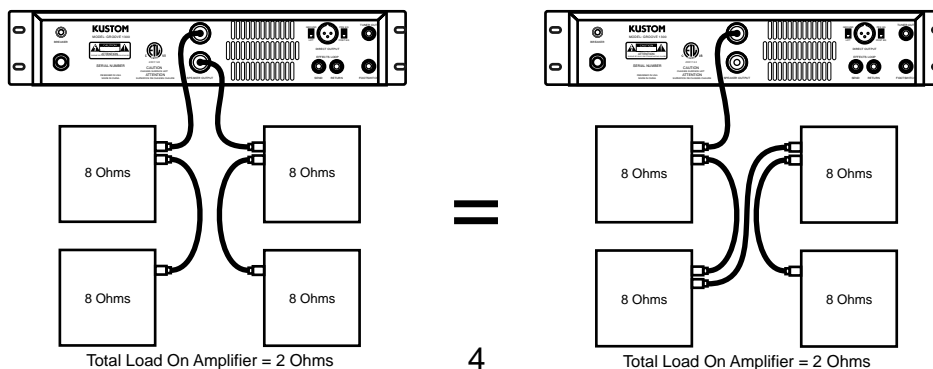
Amplifier Loading Chart

Speaker cabinet loads (ohms) applied to the amplifier		Cabinet A's Impedance (ohms)							
		open	16	8	5.33	4	3.20	2.67	2
Cabinet B's Impedance	open	open	16	8	5.33	4	3.2	2.67	2
	16	16	8.00	5.33	4.00	3.20	2.67	2.29	1.78
	8	8	5.33	4.00	3.20	2.67	2.29	2.00	1.60
	5.33	5.33	4.00	3.20	2.67	2.29	2.00	1.78	1.45
	4	4	3.20	2.67	2.29	2.00	1.78	1.60	1.33
	3.20	3.2	2.67	2.29	2.00	1.78	1.60	1.46	1.23
	2.67	2.67	2.29	2.00	1.78	1.60	1.46	1.34	1.14
	2	2	1.78	1.60	1.45	1.33	1.23	1.14	1.00
		Total load on amplifier Note: Refer to amplifier specifications for proper loading information.							

This chart can help you determine what load (ohms) is present on the amplifier when using multiple cabinets.

- To use this chart with two cabinets (A and B), find cabinet A's impedance (ohms) column and cabinet B's impedance row on the chart. The total load on the amplifier is shown in the box where they meet. For example: If cabinet A's impedance is 8 ohms and cabinet B's impedance is 4 ohms, the total load on the amplifier would be 2.67 ohms.
- To use this chart with three or more cabinets, find the total load for two cabinets and then use the result for cabinet A's impedance column. The third cabinet will then be used for cabinet B's impedance row on the chart. Find the total load on the amplifier and repeat if more cabinets are used. For example (using 3 cabinets): If the first cabinet (cabinet A) has an impedance of 16 ohms and the second (cabinet B) has an impedance of 8 ohms, the total load would be 5.33 ohms. Using this load (5.33) as cabinet A's impedance and a third cabinet's (new cabinet B) impedance of 4 ohms, you would find that the total load on the amplifier is 2.29 ohms. **Note:** It is not recommended to use any combination of cabinets that has a resulting load in a shaded area of the chart.

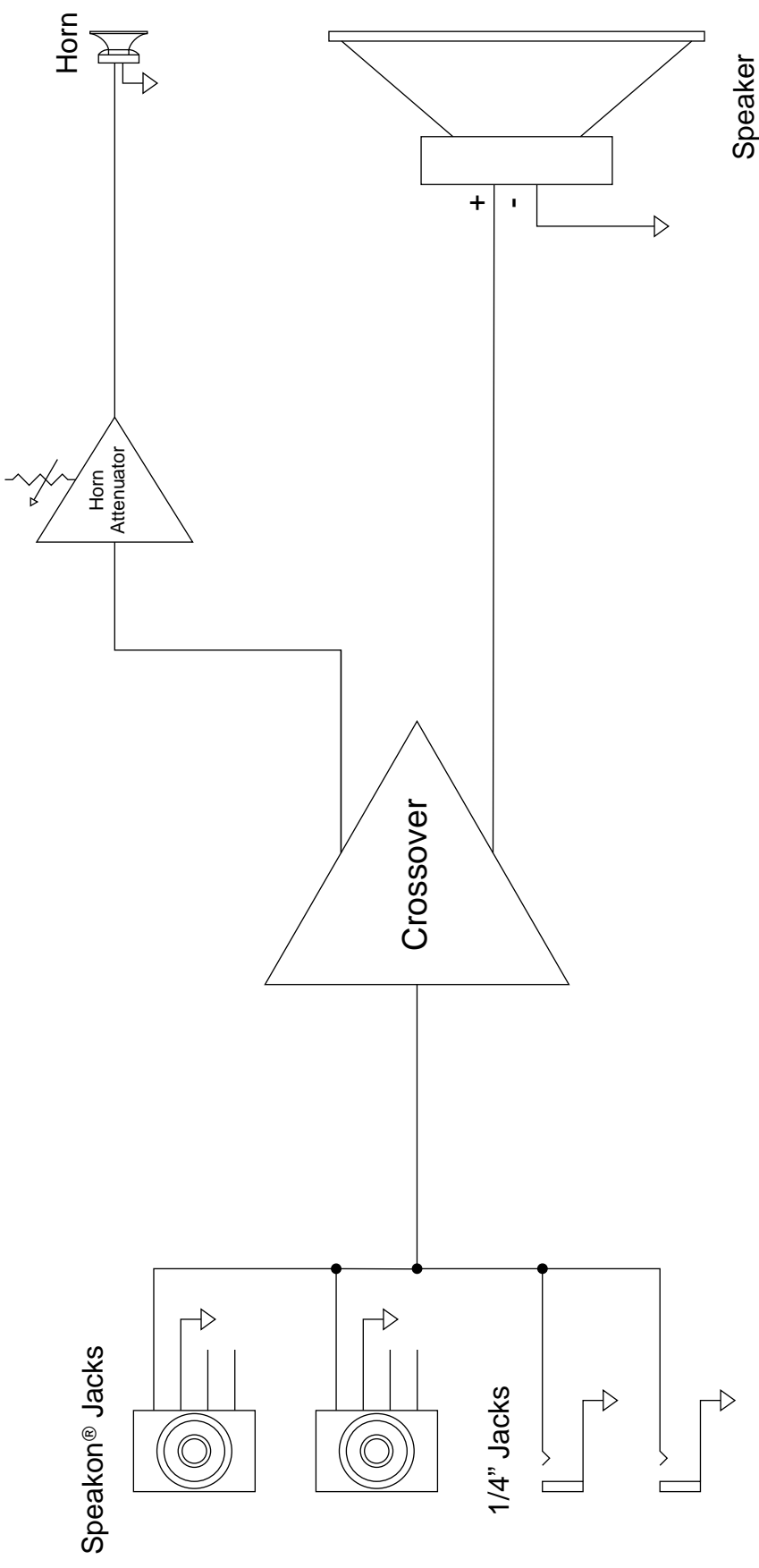
Alternate Connection Diagrams



G115H

Specifications

Model	G115H	Bass guitar speaker cabinet
Input Power	450 Watts	RMS
Impedence	8 Ohms	
Speaker	1 X 15"	Specially Designed Eminence® Speakers
Sensitivity	97dB 1W at 1 meter	Average sensitivity 35-5Khz using factory test conditions
Frequency Response	38HZ-15kHz	System Response
Dimensions	mm/kg	625(Height) x 615 (Width) x 508 (Depth), 33 kg
	Inches/Pounds	24.6 (Height) x 24.25 (Width) x 20.125 (Depth), 70 lbs
Accessories Included	Speakon® Cable	3 meter Speakon speaker cable
	Heavy Duty Casters	Removable casters



Signal Flow Diagram

KUSTOM[®]

www.kustom.com

Kustom Amplification, Inc.
3015 Kustom Drive
Hebron, Kentucky
41048 USA
888-4-KUSTOM (888-458-7866)

All specifications are subject to change without prior notice. ©2008 Kustom

