


READ AND SAVE THESE INSTRUCTIONS

WARNING: A risk of fire and electrical shock exists in all electrical appliances and may cause personal injury or death. Please follow all safety instructions.



toastmaster®

cookin' in style



Hand Blender

Use and Care Guide

Models 1739, 1739CAN and 1739MEX

- ERGONOMIC FINGERTIP CONTROL
- TWO SPEEDS
- HANGS FOR EASY STORAGE
- BLENDS, MIXES, PUREES
- STAINLESS STEEL BLADE
- FAST EASY CLEAN UP

IMPORTANT SAFEGUARDS

When using electrical appliances, basic safety precautions should always be followed to reduce the risk of fire, electric shock and injury to persons, including the following:

- Read all instructions before using appliance.
- Close supervision is necessary when this appliance is used near children.
- This appliance is not for use by children.
- Do not operate any damaged appliance. Do not operate with a damaged cord or plug, or after the appliance malfunctions, or has been dropped or damaged in any manner. Return appliance to the nearest authorized service facility for examination, repair, electrical or mechanical adjustment.
- Do not immerse blender in or under water or other liquid beyond indicator line. See instructions for cleaning.
- Do not use outdoors, or while standing in damp area.
- Unplug from outlet when not in use and before cleaning.
- Do not let cord hang over edge of table or counter or touch hot surfaces including the stove.
- Use accessory attachments only if recommended by Toastmaster Inc.
- Avoid contacting moving parts.
- Keep hands and utensils out of the container while blending to prevent the possibility of severe injury to persons or damage to the unit. A scraper may be used but must be used only when the unit is not running.
- Blades may be sharp. Handle carefully.
- When mixing liquids use a tall container or make small quantities at a time to reduce spillage. Do not mix hot liquids.
- Do not use appliance for other than intended use.
- Do not place on or near a hot gas or electric burner, or in a heated oven.

SAVE THESE INSTRUCTIONS

CAUTION: A short power supply cord is provided to reduce the risk of personal injury resulting from becoming entangled in or tripping over a longer cord. Extension cords are available from local hardware stores and may be used if care is exercised in their use. If an extension cord is required, special care and caution is necessary. Also the cord must be: (1) marked with an electrical rating of 125 V and at least 10A., 1250 W., and (2) the cord must be arranged so that it will not drape over the countertop or tabletop where it can be pulled on by children or tripped over accidentally.

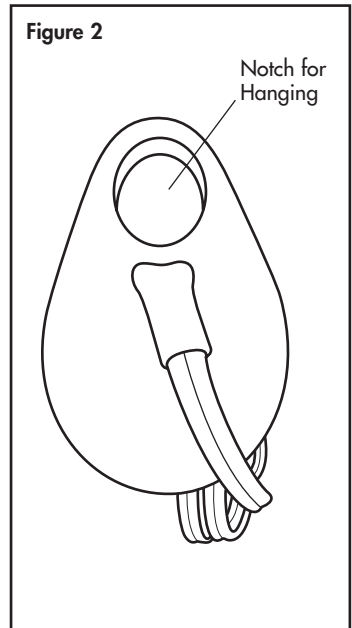
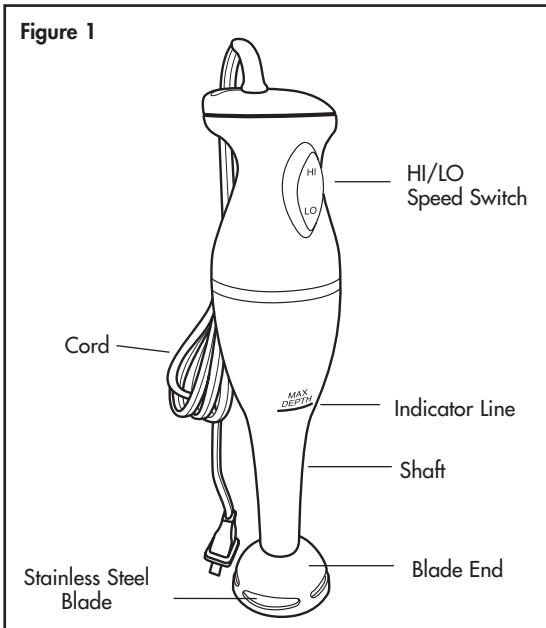
POLARIZED PLUG: This appliance has a polarized plug, (one blade is wider than the other). As a safety feature to reduce the risk of electrical shock, this plug is intended to fit in a polarized outlet only one way. If the plug does

not fit fully in the outlet, reverse the plug. If it still does not fit, contact a qualified electrician. Do not attempt to defeat this safety feature.

ELECTRIC POWER: If the electric circuit is overloaded with other appliances, your appliance may not operate properly. It should be operated on a separate electrical circuit from other appliances.

This product is for household use only.

PRODUCT MAY VARY SLIGHTLY FROM ILLUSTRATION



USING YOUR HAND BLENDER

The blender blends, mixes and chops fast and easily. Use it to make sauces, soups, mayonnaise, purees, dietetic and baby foods, or even mixed drinks and cocktails.

Please fill out information that follows warranty.

1. Remove all packaging materials before using.
2. Before using, wash blade end, see CARE AND CLEANING.
3. Plug cord into 120 V ~ 60 Hz outlet.
4. Place food in a suitable container for mixing. For best results, solid foods should not be larger than 1/2 inch pieces.

NOTE: Do not operate the motor continuously for more than one minute at a time. Allow motor to cool for one minute before continuing.

5. Grasp unit in hand. To prevent splattering, place blade-end of blender to the bottom of container before turning on.

6. The hand blender has two speeds: LO and HI. Press and hold the speed switch to the desired setting for continuous blending. Slowly move the blender through the food up, down and sideways. Blending action stops when switch is released. For short "burst" of blending, push and release the Lo or Hi speed switch.

NOTE: Do not immerse the blender in food or liquid above the Indicator Line.

7. Unplug from outlet and clean after each use, see CARE AND CLEANING.

HINTS FOR USING YOUR HAND BLENDER

- During use, it is normal for suction to be created at the bottom of a mixing container.
- To avoid splattering, never lift blender out of ingredients while motor is on.
- Do not use for hard foods, rinds, heavy batters or doughs.
- Do not use to blend hot foods.
- This appliance is not intended to chop ice. Add ice to beverage after blending.

CARE AND CLEANING

1. Unplug from outlet.
2. Hold the blade end of the blender under warm running water to rinse clean.
3. If food is not easily rinsed off the blade, place a drop of dish detergent in a mixing container with warm water. Plug cord into outlet. Immerse the blade end portion and operate the unit for about 10 seconds. Unplug, rinse under warm running water, then dry.
4. Do not place any portion of blender located above the Indicator Line under running water. Wipe clean with a damp cloth.
5. The blender has an opening or notch (see Figure 2) for hanging on a sturdy hook (hook not included). You may also store the blender in its box or in a clean, dry place. Never wrap the cord tightly around the appliance. Never hang the blender by the cord or put stress on the cord where it enters the unit, as it could cause the cord to fray and break.

Any servicing requiring disassembly other than the above cleaning must be performed by an authorized service center.

SERVICE INFORMATION

Please refer to warranty statement to determine if in-warranty service applies. This appliance must be serviced by a Toastmaster authorized service center. Unauthorized service will void warranty. Consult your phone directory under "Appliances-Household-Small-Service and Repair," or call 1-800-947-3744 in the U.S. and Canada, 52-5-397-2848 in Mexico.

If an authorized service center is not available locally, your appliance may be returned postage prepaid to our National Service Center at the address shown on the back of this book.

Products must be adequately protected to avoid shipping damage. Surround your appliance with three inches of protective padding and include a copy of your dated sales receipt and a note explaining the problem you have experienced. We recommend insuring your package. No CODs accepted.

LIMITED ONE-YEAR WARRANTY

Warranty Coverage: This product is warranted to be free from defects in materials or workmanship for a period of one (1) year from the original purchase date. This product warranty is extended only to the original consumer purchaser of the product and is not transferable. For a period of one (1) year from the date of original purchase of the product, our Repair Center will, at its option, either (1) repair the product or (2) replace the product with a reconditioned comparable model. These remedies are the purchaser's exclusive remedies under this warranty.

Warranty Service: To obtain warranty service, you must call our warranty service number at 1-800-233-9054 for return instructions on how to deliver the product, in either the original packaging or packaging affording an equal degree of protection to the Repair Center specified below. You must enclose a copy of your sales receipt or other proof of purchase to demonstrate eligibility for warranty coverage.

To return the appliance, ship to:

ATTN: Repair Center
708 South Missouri Street
Macon, MO 63552 USA

To contact us, please write to, call, or email:

Consumer Relations Department
PO Box 7366
Columbia MO 65205-7366 USA
1-800-233-9054
E-mail:
consumer_relations@toastmaster.com

What Is Not Covered: This warranty does not cover damage resulting from misuse, accident, commercial use, improper service or any other damage caused by anything other than defects in material or workmanship during ordinary consumer use. This warranty is invalid if the serial number has been altered or removed from the product. This warranty is valid only in the United States and Canada.

LIMITATION ON DAMAGES: THERE SHALL BE NO LIABILITY FOR ANY INCIDENTAL OR CONSEQUENTIAL DAMAGES FOR BREACH OF ANY EXPRESS OR IMPLIED WARRANTY OR CONDITION ON THIS PRODUCT.

DURATION OF IMPLIED WARRANTIES: EXCEPT TO THE EXTENT PROHIBITED BY APPLICABLE LAW, ALL IMPLIED WARRANTIES AND CONDITIONS, INCLUDING, WITHOUT LIMITATION, IMPLIED WARRANTIES AND CONDITIONS OF MERCHANTABILITY AND FITNESS FOR A PARTICULAR PURPOSE OR USE ON THIS PRODUCT ARE LIMITED IN DURATION TO THE DURATION OF THIS WARRANTY.

Some jurisdictions do not allow the exclusion or limitation of incidental or consequential damages, or allow limitations on how long an implied warranty lasts, so the above limitations or exclusions may not apply to you. This warranty gives you specific legal rights and you may have other rights under the laws of your jurisdiction.

For more information on our products, visit our website: www.maxim-toastmaster.com.