



SIRIUS
SPORTSTER
SP-H1 Home Docking Station Installation Guide



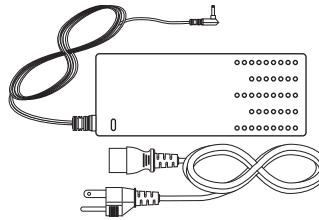
Box Contents:

After you unpack your SP-H1 Home Docking Station, make sure everything here is included:

1 x Docking Cradle



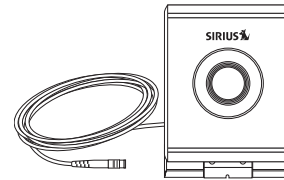
1 x AC Power Adapter & Cord



1 x Audio Cable



1 x Indoor/Outdoor Antenna



For the latest information about this and other Sportster products, visit www.sirius.com. If anything is missing or damaged, or if your SP-H1 fails to operate, notify your Sportster dealer immediately. It is recommended that you keep the original packaging in case you need to ship your SP-H1 in the future.

Safety Precautions



Caution

Take the following precautions to keep the unit in proper working order:

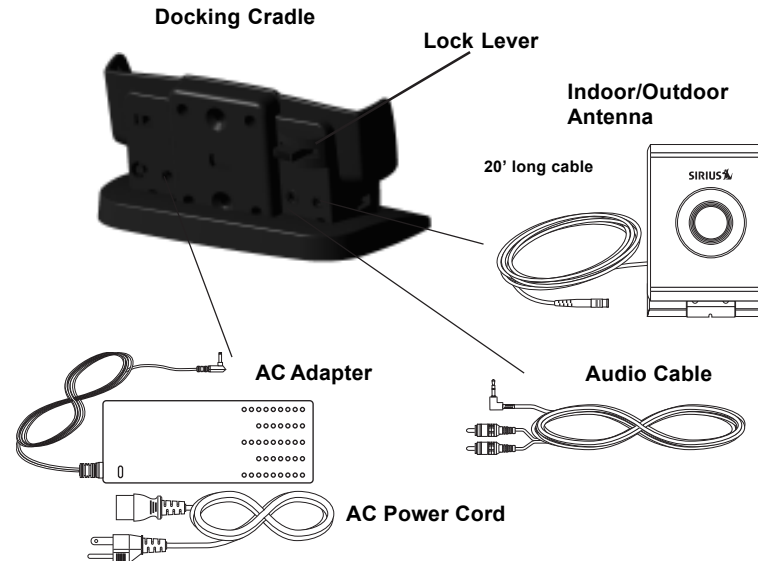
- Installation must be performed according to this installation manual. Sirius Satellite Radio is not responsible for issues arising from installations not performed according to the procedures in this manual.
- Use only the included power supply.
- Do not install the unit where it will be exposed to high levels of humidity, moisture, or dust.

NOTE: Use of the included antenna inside a home requires placement at a North, West or East facing window (depending on where you live). If a proper window location is not available, the antenna must be placed outside the home, away from any overhead obstructions.

Installation in a home with the SP-H1 Home Docking Station

Note: Do not put SP-R1 Receiver in the Docking Cradle until you have completed the installation.

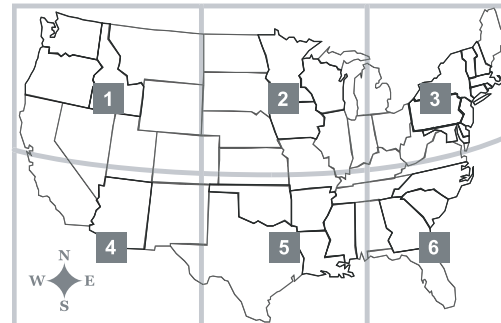
1. Plug the audio cable's mini connector into the back of the Docking Cradle, as shown. Plug the audio cable's white (L ch) and red (R ch) connectors into an available audio input on your audio system
2. Plug the AC Power Cord into the AC Adapter, then plug the AC Adapter into the back of the Docking Cradle. Don't plug the AC Power Cord into a wall outlet until the installation is completed.
3. Plug the antenna into the back of the Docking Cradle - pushing firmly into the socket until seated.



Installation in a home (continued)

4. Due to the paths of SIRIUS satellites over the US, the best location for the antenna in your home depends on where you live. Use the map below as a general placement guideline—some experimentation may be needed to obtain the best results. In major US cities, you may also be able to receive the signal from SIRIUS ground repeaters, which may allow you to place the antenna away from a window. In all cases, if necessary, you can also locate the weatherproof antenna outside, clear of any overhead obstructions. (This is especially important if your house has an extended roof or extended window frame structures.)
5. Make sure the lock lever on the back of the cradle is in the UNLOCK position. Slide the SP-R1 Receiver all the way into the cradle so that the connector at the bottom of the unit makes proper contact in the cradle. Move the lock lever to the LOCK position. Press and hold the POWER button to turn the SP-R1 Receiver on.

- Section 1: Place the antenna at an EAST-FACING window
- Section 2: Place the antenna OUTSIDE, away from any overhead obstructions
- Section 3: Place the antenna at a WEST-FACING window
- Section 4: Place the antenna at a NORTH- or EAST-FACING window
- Section 5: Place the antenna at a NORTH-FACING window
- Section 6: Place the antenna at a WEST- or NORTH-FACING window





12 MONTH LIMITED WARRANTY

Sirius Satellite Radio Inc. (the "Company") warrants to the original retail purchaser of this product that should this product or any part thereof, under normal use and conditions, be proven defective in material or workmanship within 12 months from the date of original purchase, such defect(s) will be repaired or replaced with new or reconditioned product (at the Company's option) without charge for parts and repair labor. To obtain repair or replacement within the terms of this Warranty, the product is to be delivered with proof of warranty coverage (e.g. dated bill of sale), specification of defect(s), transportation prepaid, to the location shown below under **WARRANTY RETURN**.

This Warranty does not extend to the elimination of externally generated static or noise, to correction of antenna problems, to costs incurred for installation, removal or reinstallation of the product, or to damage to tapes, compact discs, speakers, accessories, or vehicle electrical systems.

This Warranty does not apply to any product or part thereof which, in the opinion of the Company, has suffered or been damaged through alteration, improper installation, mishandling, misuse, neglect, accident, or by removal or defacement of the factory serial number/bar code label(s). THE EXTENT OF THE COMPANY'S LIABILITY UNDER THIS WARRANTY IS LIMITED TO THE REPAIR OR REPLACEMENT PROVIDED ABOVE AND, IN NO EVENT, SHALL THE COMPANY'S LIABILITY EXCEED THE PURCHASE PRICE PAID BY PURCHASER FOR THE PRODUCT.

This Warranty is in lieu of all other express warranties or liabilities. ANY IMPLIED WARRANTIES, INCLUDING ANY IMPLIED WARRANTY OF MERCHANTABILITY, SHALL BE LIMITED TO THE DURATION OF THIS WRITTEN WARRANTY. ANY ACTION FOR BREACH OF ANY WARRANTY HEREUNDER INCLUDING ANY IMPLIED WARRANTY OF MERCHANTABILITY MUST BE BROUGHT WITHIN A PERIOD OF 48 MONTHS FROM DATE OF ORIGINAL PURCHASE. IN NO CASE SHALL THE COMPANY BE LIABLE FOR ANY CONSEQUENTIAL OR INCIDENTAL DAMAGES FOR BREACH OF THIS OR ANY OTHER WARRANTY, EXPRESS OR IMPLIED, WHATSOEVER. No person or representative is authorized to assume for the Company any liability other than expressed herein in connection with the sale of this product. Some states do not allow limitations on how long an implied warranty lasts or the exclusion or limitation of incidental or consequential damage so the above limitations or exclusions may not apply to you. This Warranty gives you specific legal rights and you may also have other rights which vary from state to state.

WARRANTY RETURN: To obtain repair or replacement within the terms of this Warranty, please return product to an authorized Sirius Sportster retailer or call Customer Service at (800) 869-5187; proof of purchase and description of defect are required. Products to be returned to an approved warranty station must be shipped freight prepaid.



IMPORTANT INFORMATION

Customer Service: 1-800-869-5187



Sirius Satellite Radio Inc.
1221 Avenue of the Americas
New York, NY 10020
(800) 869-5590
sirius.com

