



Stowaway® Infrared Wireless Keyboard for Pocket PC Quick Start Guide

Before you install the Stowaway IR Wireless Keyboard application on your Pocket PC, it's a good idea to back up your data using ActiveSync®. See your device's Owner's Manual for instructions on how to do this. Also, delete any other keyboard software you have on your device to avoid potential conflicts.

The software application for the Stowaway IR Wireless Keyboard enables your handheld device to interact with the external keyboard. You will need 250KB of memory for the keyboard application.

Installing the keyboard application (Windows users):

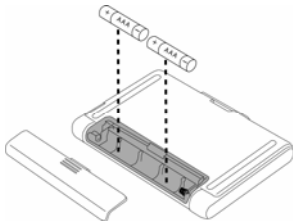
1. Connect your handheld device to the synchronization cradle/cable and make sure ActiveSync is running properly.
2. Insert the CD-ROM into your PC's CD-ROM drive.
3. If Setup does not launch automatically, locate the Setup.exe file on the CD and double click to launch the installation.
4. Follow the on-screen instructions to complete the installation.
5. When the installation is complete, reset your Pocket PC device when prompted.

Configuring the keyboard:

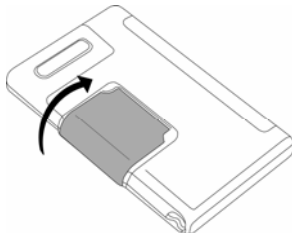
1. After reset, select "Infrared wireless keyboard" and then tap "Setup" (Launch Keyboard from Programs if it doesn't automatically appear after reset).
2. Select "Let keyboard coexist with other infrared applications" and then tap "Next".
3. Select "Receive all incoming beams and select discoverable mode" and then tap "Next".
4. Reset your Pocket PC when prompted.

Setting up the keyboard

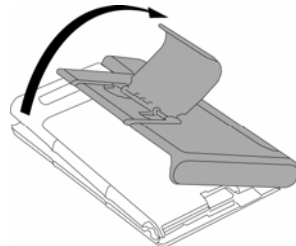
Insert batteries in to the battery compartment.



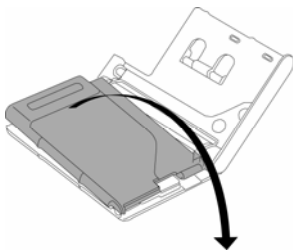
Open latch on the front side of keyboard.



Use the latch as a stand.



Swing open the keyboard.



Rotate the wand to align with the Infrared port on your mobile device.



Secure your mobile device with the wire form bar.



See the electronic User's Guide located on the CD-ROM included with your keyboard for additional information about the Stowaway IR Wireless Keyboard.

Warranty

Think Outside warrants this product against defects in materials and workmanship under normal use for a period of two (2) years from the date of original retail purchase. Think Outside's and its suppliers' entire liability, and your exclusive remedy, if you discover a defect and return the product with proof of purchase to Think Outside during the warranty period, is that Think Outside will, at its option, repair, replace, or refund the purchase price of the product to you at no charge. This limited warranty is void if the defect results from accident, alteration, abuse, improper use, or exposure to water or extreme temperature. TO THE MAXIMUM EXTENT PERMITTED BY LAW, THIS LIMITED WARRANTY IS EXCLUSIVE AND THINK OUTSIDE DISCLAIMS ALL OTHER WARRANTIES, EXPRESS OR IMPLIED, INCLUDING WARRANTIES OF MERCHANTABILITY, FITNESS FOR A PARTICULAR PURPOSE, TITLE AND NON-INFRINGEMENT. THINK OUTSIDE IS NOT RESPONSIBLE FOR SPECIAL, INCIDENTAL, INDIRECT OR CONSEQUENTIAL DAMAGES (INCLUDING WITHOUT LIMITATION, DAMAGES FOR LOST PROFITS, LOST SAVINGS, OR OTHER DAMAGES) ARISING OUT OF THE USE OR INABILITY TO USE THE PRODUCT OR THE BREACH OF ANY EXPRESS OR IMPLIED WARRANTY, EVEN IF THINK OUTSIDE HAS BEEN ADVISED OF THE POSSIBILITY OF THOSE DAMAGES. Because some jurisdictions do not permit the exclusion or limitations set forth above, they may not apply in all cases. This warranty is governed by the laws of the State of California.

Obtaining warranty service

Customer must contact Think Outside within the applicable warranty period to obtain warranty service authorization. Dated proof of original purchase will be required for warranty service, repair, or replacement. Products or parts shipped by Customer to Think Outside must be sent postage-paid and packaged appropriately for safe shipment. Think Outside is not responsible for Customer products received without a warranty service authorization and may be rejected. Repaired or replacement products will be shipped to Customer at Think Outside's expense. All products or parts that are replaced become the property of Think Outside. The repair and replacement process for products or parts in locations outside of the United States will vary depending on Customer's location.

Support@thinkoutside.com

Think Outside, Inc.
85 Saratoga Ave.
Suite 200
Santa Clara, CA 95051
United States of America
www.thinkoutside.com
March 1, 2005

Registering your product

To register your Stowaway keyboard product, please visit www.thinkoutside.com/registration and complete the online form.