



## Quick Installation Guide

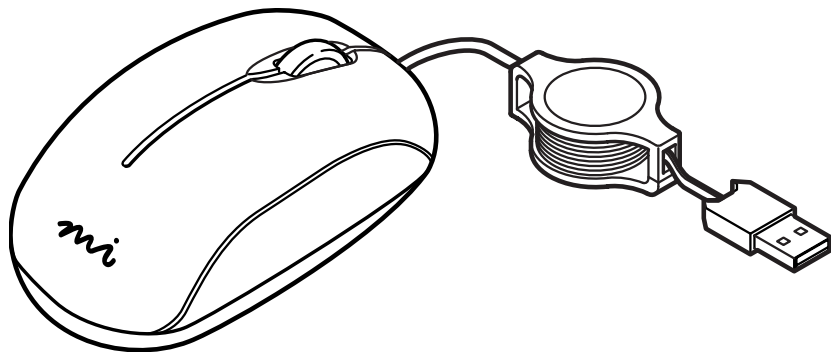
### Mini Optical Mouse (PD1000MLS)

We supply (package contents):

- Mouse
- Four interchangeable faceplates
- Quick installation guide
- Warranty

You supply (requirements):

- A computer with an available USB port
- Windows® 2000, XP, or Vista™
- Mac® OS X v10.1 or higher



**For assistance, visit [www.microinv.com](http://www.microinv.com) or call toll free: 1-877-550-5534  
Technical support hours: Monday - Friday 8:30am to 7:00pm EST.**

The Windows® name and logo are registered trademarks of Microsoft Corporation.  
All brand and product names are trademarks or registered trademarks of their respective companies.

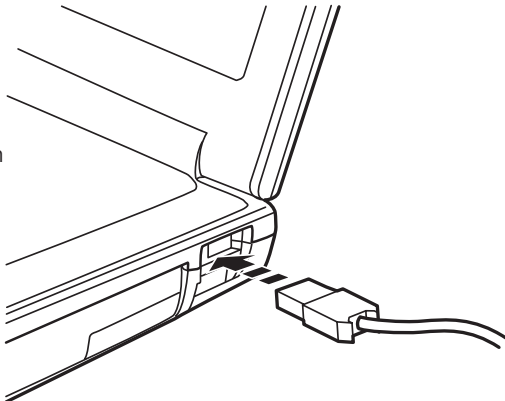


## Quick Installation Guide

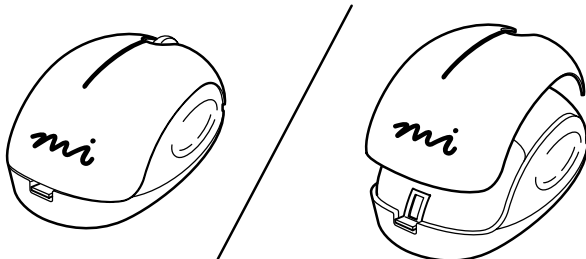
1

Connect the mouse to an available USB port on your computer.

There is no need to restart your computer.



2



**Optional:** Swap out the colored faceplate as desired.

Press the tab down to release the current faceplate.

**For assistance, visit [www.microinv.com](http://www.microinv.com) or call toll free: 1-877-550-5534**  
**Technical support hours: Monday - Friday 8:30am to 7:00pm EST.**