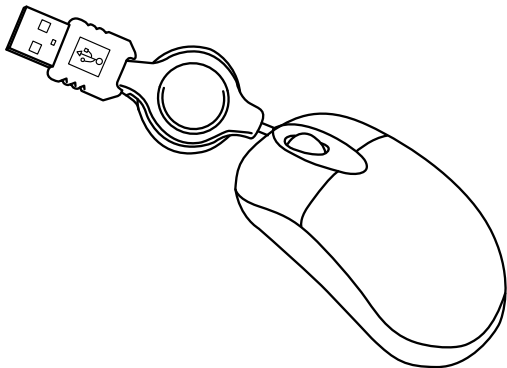


iHome™

optical netbook mouse



for model #s

IH-M152OB

IH-M153OR

IH-M154ON

IH-M156OO

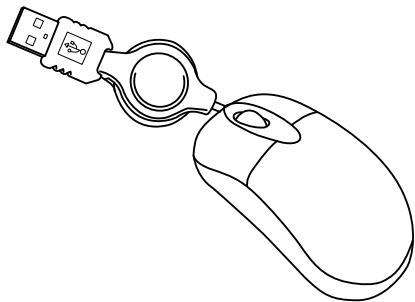
IH-M157OP

IH-M158OW

IH-M159OU

quick start guide

# your package should contain



optical netbook mouse



quick start guide  
(in your hands right now)

## contents

- features • 3
- connect hardware • 4
- product operating tips • 5
- troubleshooting • 5

Congratulations on the purchase of your new **optical netbook mouse**. This product comes with a limited lifetime warranty.

Before using your product, please thoroughly read and follow the instructions inside this manual.

If you still need help, see the back page for other support options.

If you want to know more about our products, visit us online at [www.iHomecomputer.com](http://www.iHomecomputer.com).

## system requirements

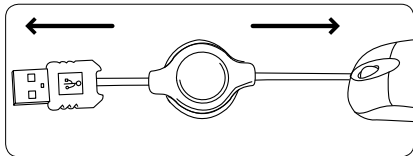
- Windows® XP, Windows Vista® or Windows 7
- USB port

## features

- optical technology
- retractable USB cable
- for right- or left-hand use

## connect hardware


1. Gently pull the USB cable from both ends to extend to the desired length. (Pull again to retract the cable.)



- **note** When you first remove the mouse from the package, approximately 2 in. (5 cm) of the cable remains between the mouse and the cable reel.

To retract all of the cable into the reel, extend the cable fully, then grasp the USB connector and mouse so the cable is pulled tight. With the cable held tight, gently slide the reel approximately 1 in. (2.5 cm) on the cable toward the mouse. The cable should now fully retract.

2. Connect the USB cable to a USB port on your netbook. The drivers for your mouse load automatically.



3. Start using your mouse!

## product operating tips

- The scroll wheel is also a button. Press the scroll wheel (without rolling it) to automatically scroll a document or web page, then move your mouse up or down to set the automatic scroll speed.

## troubleshooting

situation	try this
mouse does not work	<ul style="list-style-type: none"><li>• Ensure the USB cable is connected. If it is, try connecting it to a different USB port.</li><li>• Ensure the optical sensor on the bottom of the mouse is clean.</li><li>• Restart your netbook.</li></ul>
USB cable does not retract	<ul style="list-style-type: none"><li>• Extend the cable slightly and release slowly in one smooth motion.</li></ul>

## FCC Statement

This device complies with part 15 of FCC Rules. Operation is subject to the following two conditions: (1) this device may not cause harmful interference, and (2) this device must accept any interference received, including interference that may cause undesired operation. This equipment has been tested and found to comply with the limits for a Class B digital device, pursuant to part 15 of FCC Rules. These limits are designed to provide reasonable protection against harmful interference when the equipment is operated in a residential installation. This equipment generates, uses, and can radiate radio frequency energy and, if not installed and used in accordance with the instruction guide, may cause harmful interference to radio communications. However, there is no guarantee that interference will not occur in a particular installation. If this equipment does cause harmful interference to radio or television reception, which can be determined by turning the equipment off and on, the user is encouraged to try to correct the interference by one or more of the following measures:

- Reorient or relocate the receiving antenna.
- Increase the separation between the equipment and the receiver.
- Connect the equipment into an outlet on a circuit different from that to which the receiver is connected.

Consult a service representative for help.

Properly shielded and grounded cables and connectors must be used in order to comply with FCC emission limits. LifeWorks is not responsible for any radio or television interference caused by using other than recommended cables and connectors or by unauthorized changes or modifications to this equipment. Unauthorized changes or modifications could void the user's authority to operate the equipment.

Responsible party:

LifeWorks Technology Group LLC

1412 Broadway

New York, NY 10018

 Tested To Comply With FCC Standards  
FOR HOME OR OFFICE USE

## Warning

Improper setup, use and care of this product can increase the risk of serious injury, death or device damage. Read and keep this guide and all other printed guides for future reference. For updated guides or replacements, go to [www.iHomecomputer.com](http://www.iHomecomputer.com)

## Do Not Attempt Repairs

Do not attempt to take apart, open, repair, service or modify the device(s). Doing so may risk electric shock or other hazard. Evidence of any attempt to open or modify the device, including any peeling, puncture or removal of labels, will void the Limited Lifetime Warranty.

## Mouse Devices: Health Warning

Use of a mouse may be linked to serious injuries or disorders. As in many activities, when using a computer you may experience occasional discomfort in various parts of your body. However, do not ignore symptoms such as persistent or recurring discomfort, pain, throbbing, aching, tingling, numbness, burning sensation or stiffness. Promptly see a qualified doctor, even if symptoms occur when you are not working at your computer.

There is general consensus among researchers that there may be many factors linked to the occurrence of these symptoms, including overall health, stress, physical condition and how a person positions and uses his or her body during work and other activities (including the use of a keyboard or mouse). The amount of time a person spends performing an activity may also be a factor.

If you have questions about how your own lifestyle, activities or physical condition may be related to these symptoms, see a qualified health professional.

## **technical support**

for technical support please visit

**[www.iHomecomputer.com](http://www.iHomecomputer.com)**

or call (877) LIFE-540 (877-543-3540)

## **limited lifetime warranty**

for warranty information, please visit

**[www.iHomecomputer.com/warranty](http://www.iHomecomputer.com/warranty)**

Printed in China

© 2009 LifeWorks Technology Group LLC.

iHome™ is a trademark of SDI Technologies Inc.  
used under license.

Windows Vista is a registered trademark or trademark of  
Microsoft Corporation in the United States and/or other  
countries.

All other brands and logos are trademarks of their  
respective companies.

document version number 090717-0

for model #(s)

IH-M153OR

IH-M15600

IH-M1580W

IH-M1520B

IH-M1540N

IH-M1570P

IH-M1590U