

SHURE®

Shure Brothers Incorporated
222 Hartrey Avenue
Evanston IL 60202-3696 U.S.A.

Model 55SH Series II User Guide



Features

- *Classic appearance, modern performance*
- *Frequency response tailored for speech, vocals and instrumental music*
- *Cardioid directional pattern for optimum performance in adverse acoustic environments*
- *Shock-mounted cartridge minimizes stand-transmitted noise, ensures quiet operation*
- *Rugged die cast case and mechanical design for reliability under rigorous conditions*
- *Self-tensioning swivel mount, permits tilting through 45° forward and 80° backward*

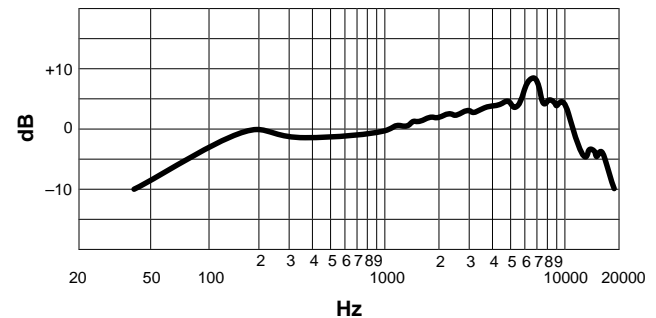
SPECIFICATIONS

Type

Dynamic

Frequency Response

50 to 15,000 Hz (See Figure 1)

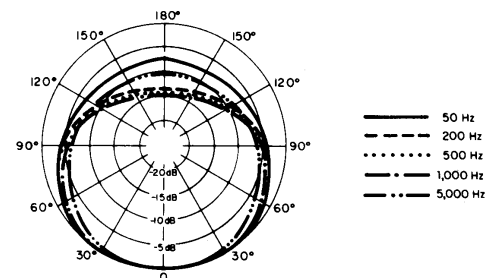


TYPICAL FREQUENCY RESPONSE

FIGURE 1

Polar Pattern

Cardioid (unidirectional), uniform with frequency, symmetrical about axis (see Figure 2)



TYPICAL POLAR PATTERNS

FIGURE 2

GENERAL

The Model 55SH Series II provides the Shure classic UNIDYNE® II design coupled with modern acoustic components to meet today's performance standards. This microphone is excellent for vocal pickup with its characteristic Shure presence peak.

The 55SH Series II has a cardioid (unidirectional) polar pickup pattern that minimizes sound pickup from the rear of the microphone. This allows the Model 55SH Series II to be used in close proximity to loudspeakers without creating feedback problems, and it can perform under adverse acoustic conditions where omnidirectional microphones cannot.

The 55SH Series II has a low-impedance balanced output designed for connection to microphone inputs rated at 75 to 300 ohms. The microphone features a cartridge shock mount to reduce stand noise, an On/Off switch, and an attached, self-tensioning, $\frac{5}{8}$ "-27 thread swivel mount.

This microphone is ideal for public address or theater-stage sound systems, as well as for broadcasting, recording, and other sound applications where a stand-mounted microphone with a classic look is desirable.

Impedance

Microphone rating impedance is 150 ohms (270 ohm actual) for connection to microphone inputs rated at 75 to 300 ohms

Output Level (at 1,000 Hz)

Open Circuit Voltage -78.0 dB (0.13 mV)
 0 dB = 1 volt per microbar

Power Level -58.5 dB
 0 dB = 1 milliwatt per 10 microbar

Polarity

Positive pressure on the diaphragm produces positive voltage on pin 2 relative to pin 3 of the output connector

Switch

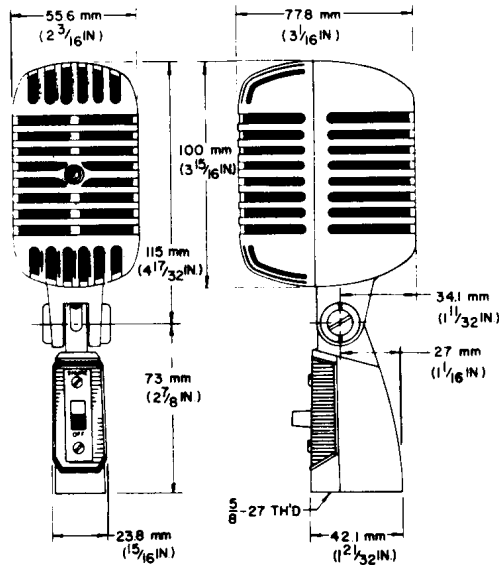
Built-in On/Off switch, integral part of swivel mount connector Three pin professional type, designed to mate with Cannon XL series, Switchcraft A3 (Q.G.) series, or equivalent

Case

Chrome-plated die casting

Dimensions

See Figure 3



OVERALL DIMENSIONS

FIGURE 3

Net Weight

625 grams (22 oz)

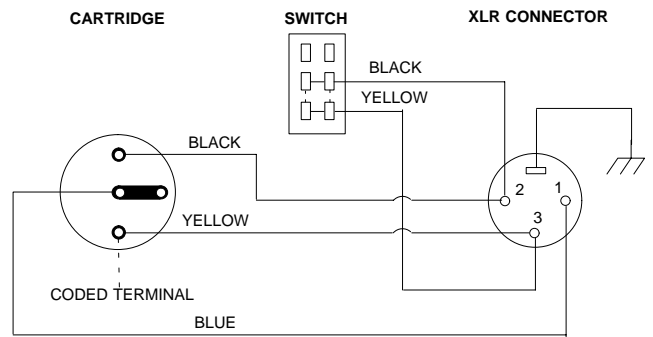
Certifications

Conforms to European Union directives, eligible to bear CE marking; meets European Union EMC Immunity Requirements (EN 50 082-1, 1992).

POLARITY

To test two microphones and their cables for common polarity, connect them to an amplifier and talk or sing into them while holding them three or four inches apart. The sound from the speakers should be the same when talking into either microphone or directly between them if they have common polarity. If the sound level drops drastically, or if a dead spot is found, when talking between the two microphones, either the microphones or their cables have different polarity. All cables and microphones can be tested in this manner to ensure that they have common polarity.

To reverse the polarity of a low-impedance microphone cable, use either a Shure A15PRS Switchable Phase Reverser or interchange the wires connected to pins 2 and 3 of the connector. To reverse the polarity of a microphone, interchange the cartridge leads (see Figure 4.) This should be performed by your dealer, the Shure Factory Service Department, or other qualified service personnel.



INTERNAL CONNECTIONS

FIGURE 4

OPTIONAL ACCESSORIES

- Desk Stand S37A, S39A
- Line Matching Transformer A85F, A95UF
- Cable and Plug Assembly C25B, C25E, C25J

REPLACEMENT PARTS

- Cartridge R115
- On/Off Switch RK32S
- Plug Element RK169P

For additional service or parts information, please contact Shure's Service department at 1-800-516-2525 or www.shure.com. Outside the United States, please contact your authorized Shure Service Center.



The Sound of Professionals...Worldwide®

Shure Brothers Incorporated
 222 Hartrey Avenue, Evanston IL 60202-3696

Phone: 847 866-2200 FAX: 847 866-2279
 In Europe, Phone: 49-7131-72140 FAX: 49-7131-721414
 Internationally, Phone: 847 866-2200 FAX: 847 866-2585
 Website: www.shure.com