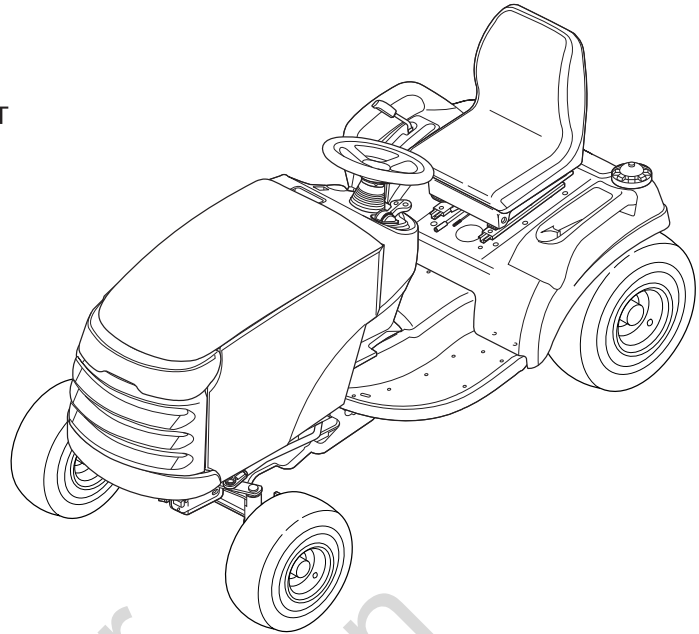




Parts Manual



Broadmoor / 1600 / 2600 Series Lawn Tractors & Mower Decks

18HP Product

Mfg. No.	Description
1694629	Broadmoor, 18HP Hydro RMO
1694630	Broadmoor, 18HP Hydro RMO
1694631	Broadmoor, 18HP Hydro RMO (CE/Export)
1694683	Broadmoor, 18HP Hydro RMO (CE/Export)
1694807	2618, 18HP Hydro RMO (CE/Export)
1694844	2618H, 18HP Hydro RMO (CE/Export)
2690273	Broadmoor, 18HP Hydro RMO and 44" Mower Deck
2690274	Broadmoor, 18HP Hydro RMO and 38" Mower Deck
2690276	Broadmoor, 18HP Hydro RMO and 44" Mower Deck (CE/Export)
2690277	Broadmoor, 18HP Hydro RMO and 40" Mower Deck (CE/Export)
2690400	2618, 18HP Hydro RMO and 44" Mower Deck (CE/Export)
2690407	Broadmoor, 18HP Hydro RMO TRACTOR ONLY
2690430	2618H, 18HP Hydro RMO and 40" Mower Deck (CE/Export)

20HP Product

Mfg. No.	Description
1694632	Broadmoor, 20HP Hydro RMO
1694633	1620H, 20HP Hydro RMO
1694634	1620H, 20HP Hydro RMO
1694635	2620H, 20HP Hydro RMO (CE/Export)
1694636	2620H, 20HP Hydro RMO
1694682	Broadmoor, 20HP Hydro RMO
2690275	Broadmoor, 20HP Hydro RMO and 44" Mower Deck
2690278	Broadmoor, 20HP Hydro RMO and 50" Mower Deck

2690279	1620H, 20HP Hydro RMO and 44" Mower Deck
2690280	1620H, 20HP Hydro RMO and 50" Mower Deck
2690281	2620H, 20HP Hydro RMO and 44" Mower Deck (CE/Export)
2690282	2620H, 20HP Hydro RMO and 50" Mower Deck
2690408	Broadmoor, 20HP Hydro RMO TRACTOR ONLY
2690424	2620H, 20HP Hydro RMO and 44" Mower Deck (CE/Export)
2690488	Broadmoor, 20HP Hydro RMO and 44" Mower Deck (CE/Export)
2690701	Broadmoor, 20HP Hydro RMO and 44" Mower Deck (CE/Export)

Mower Decks

Mfg. No.	Description
1694036	38" Mower Deck
1694042	38" Mower Deck
1694339	40" Mower Deck
1694340	40" Mower Deck
1694341	40" Mower Deck (CE/Export)
1694821	40" Mower Deck (CE/Export)
1694037	44" Mower Deck
1694043	44" Mower Deck
1694178	44" Mower Deck (CE/Export)
1694822	44" Mower Deck (CE/Export)
1694174	50" Mower Deck (CE/Export)
1694473	50" Mower Deck
1694474	50" Mower Deck

1731173

Rev. B

TP 400-4205-B-BM-SMA

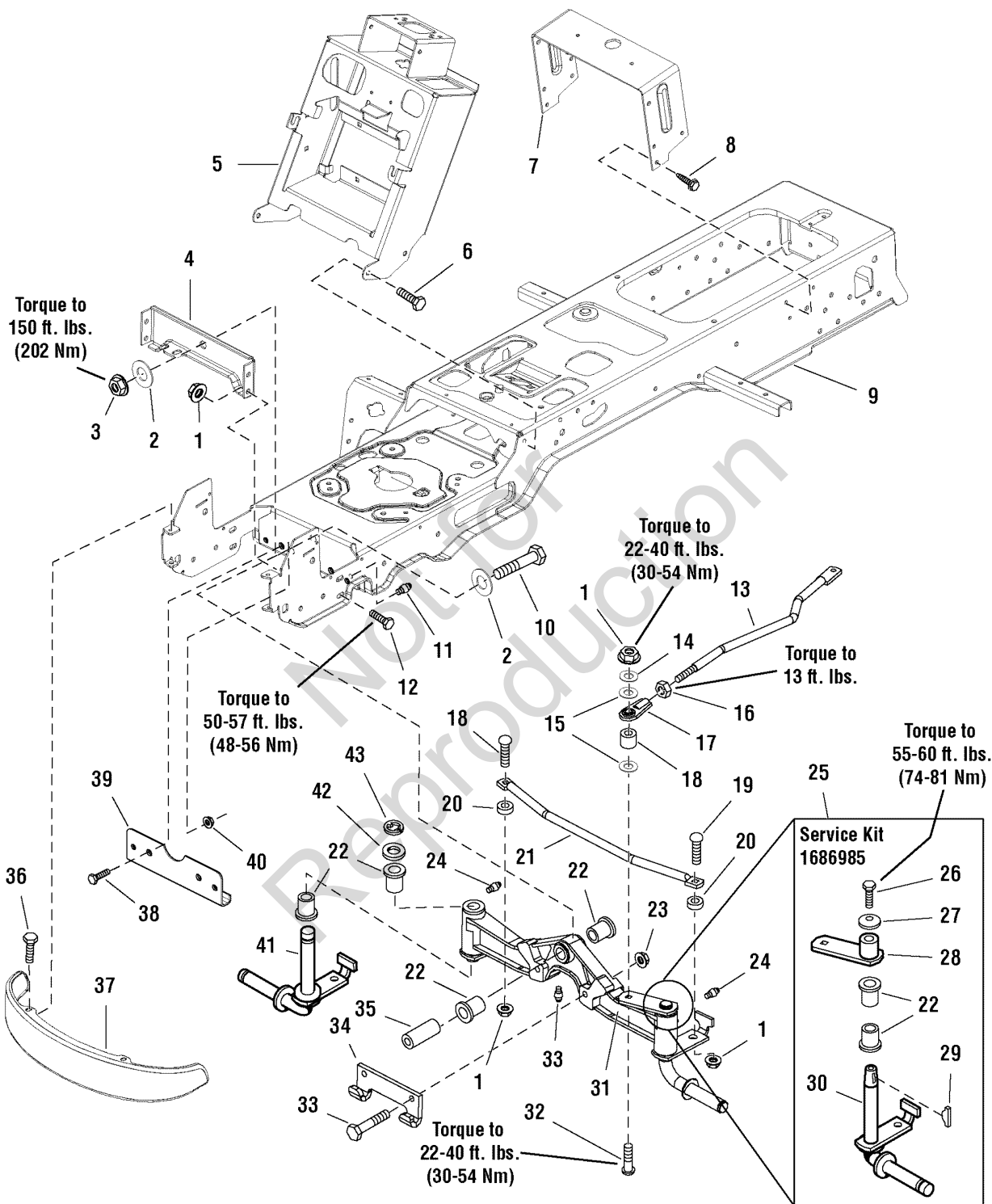
Not for
Reproduction

PRODUCT COMPONENTS	PAGES
Frame & Front Axle Group	4
Steering Group - Manual Steering	8
Engine & Electric Clutch Group - 16HP & 18HP Briggs & Stratton, Vanguard	10
Engine & Electric Clutch Group - 18HP & 20HP Briggs & Stratton, Vanguard	12
Engine Group - 18HP Kohler	14
Transmission Group - Tuff Torq K-57	16
Transmission SERVICE PARTS - Tuff Torq K-57A	18
Controls Group	24
Cruise Control Group	28
Electrical Group	30
Hood, Grille & Dash Group	34
Seat & Seat Deck Group	36
Lift Group - Manual Lift	38
Lift Group - Manual Lift with Cruise Control	40
Wheels & Tires Group	42
Decals - Brand & Model	44
Decals - Safety & Common	46
38" Mower Deck - Belt, Idler Arm & Hitch	48
38" Mower Deck - Height Adjustment & Roller Bar	50
38" Mower Deck - Housing, Arbors & Blades	54
40" Mower Deck - Belt, Idler Arm & Hitch	56
40" Mower Deck - Height Adjustment & Roller Bar	58
40" Mower Deck - Housing, Arbors & Blades	62
44" Mower Deck - Belt, Idler Arm & Hitch	66
44" Mower Deck - Height Adjustment & Roller Bar	68
44" Mower Deck - Housing, Arbors & Blades	72
50" Mower Deck - Clutch & Support	76
50" Mower Deck - Height Adjustment & Roller Bar	78
50" Mower Deck - Height Adjustment & Roller Bar	82
50" Mower Deck - Housing, Arbors & Blades	86
50" Mower Deck - Housing, Arbors & Blades Group	90
Torque Specification Chart	Inside Back Cover

Frame & Front Axle Group

986681

NOTE: Unless noted otherwise, use the standard hardware torque specification chart.



The above parts group applies to the following Mfg. Nos.:

- 1694629 - Broadmoor
- 1694630 - Broadmoor
- 1694631 - Broadmoor
- 1694632 - Broadmoor
- 1694633 - 1620H
- 1694634 - 1620H

- 1694635 - 2620H
- 1694682 - Broadmoor
- 1694683 - Broadmoor
- 1694807 - 2618
- 1694844 - 2618H
- 2690273 - Broadmoor

- 2690274 - Broadmoor
- 2690275 - Broadmoor
- 2690276 - Broadmoor
- 2690277 - Broadmoor
- 2690278 - Broadmoor
- 2690279 - 1620H

- 2690280 - 1620H
- 2690281 - 2620H
- 2690400 - 2618
- 2690407 - Broadmoor
- 2690408 - Broadmoor
- 2690424 - 2620H

Frame & Front Axle Group

REF NO	PART NO.	QTY.	DESCRIPTION
1	1930645SM	7	NUT, Hex Flange Lock, 3/8-16
2	1960035SM	2	WASHER
3	2860646SM	1	NUT, Hex Flange, 5/8-11
4	1722212ASM	1	PLATE, Axle
5	1733765ASM	1	TOWER & SUPPORT ASSEMBLY
6	1923683SM	4	CAPSCREW, Hex Head Taptite, 3/8-16 x 3/4
7	1723528ASM	1	SUPPORT
8	1664847SM	4	CAPSCREW, Hex Head Taptite, 5/16-18 x 3/4
9	1726989ASM	1	FRAME ASSEMBLY
10	2860645SM	1	CAPSCREW, 5/8-11 x 3-1/2
11	1704314SM	2	FITTING, Grease for Wear Plate, 1/4-20, with Ball
12	1933260SM	4	CAPSCREW, Hex Head, Flange Lock, 3/8-16 x 3/4
13	1722541SM	1	LINK, Drag
14	1922755SM	1	WASHER
15	1960103SM	2	WASHER
16	1919262SM	1	NUT, Hex Jam, 1/2-20
17	1702779SM	1	JOINT, Ball
18	1708236SM	1	SPACER
19	1931350SM	2	CARRIAGE BOLT, 3/8-16 x 1
20	1611705SM	2	SPACER
21	1722626ASM	1	ROD, Tie
22	1721682SM	6	BUSHING
23	1930650SM	2	NUT, Hex Flange Lock, 7/16-14
24	2821133SM	3	FITTING, Lube
25	1686985SM	1	SPINDLE REPLACEMENT KIT, LH (Includes Ref. Nos. 22, 26, 27, 28, 29 & 30)
26	2823485SM	1	CAPSCREW, 3/8-16 x 7/8, GR8
27	1663151SM	1	WASHER, Spring, 3/8
28	1725112SM	1	HUB & ARM ASSEMBLY
29	2830671SM	1	KEY, Woodruff
30	1724264SM	1	SPINDLE, LH
31	1722200ASM	1	AXLE ASSEMBLY, w/ LH Spindle, Complete (Includes Ref. Nos. 22, 24, 41, 42 & 43)
32	1931352SM	1	CARRIAGE BOLT, 3/8-16 x 1-1/2
33	1927531SM	2	CAPSCREW, Hex Head, 7/16-14 x 2, GR8
34	1721918ASM	1	HOOK, "J"
35	1721752SM	1	SPACER
36	1960086SM	4	SCREW, Torx Head, 5/16-18 x 7/8
37	1721805ASM	1	BUMPER, Black, Steel, Standard
37	1723502SM	1	BUMPER, Chrome, Optional
38	1930591SM	2	CAPSCREW, Hex Whiz Lock, 5/16-18 x 3/4
39	1724801ASM	1	PLATE, Axle Wear

Footnotes

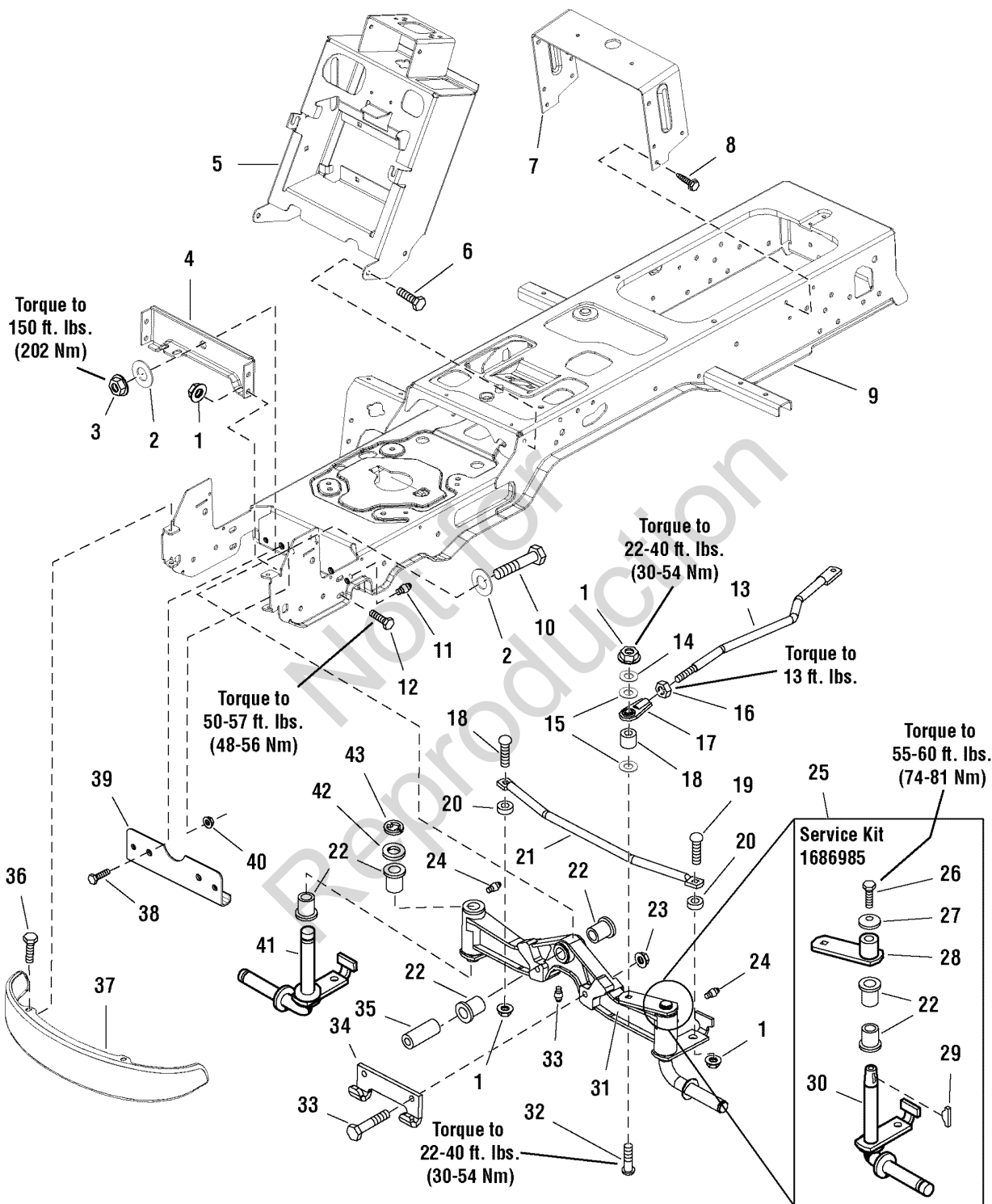
The above parts group applies to the following Mfg. Nos.:

1694629 - Broadmoor	1694635 - 2620H	2690274 - Broadmoor	2690280 - 1620H
1694630 - Broadmoor	1694682 - Broadmoor	2690275 - Broadmoor	2690281 - 2620H
1694631 - Broadmoor	1694683 - Broadmoor	2690276 - Broadmoor	2690400 - 2618
1694632 - Broadmoor	1694807 - 2618	2690277 - Broadmoor	2690407 - Broadmoor
1694633 - 1620H	1694844 - 2618H	2690278 - Broadmoor	2690408 - Broadmoor
1694634 - 1620H	2690273 - Broadmoor	2690279 - 1620H	2690424 - 2620H

Frame & Front Axle Group

986681

NOTE: Unless noted otherwise, use the standard hardware torque specification chart.



The above parts group applies to the following Mfg. Nos.:

1694629 - Broadmoor
 1694630 - Broadmoor
 1694631 - Broadmoor
 1694632 - Broadmoor
 1694633 - 1620H
 1694634 - 1620H

1694635 - 2620H
 1694682 - Broadmoor
 1694683 - Broadmoor
 1694807 - 2618
 1694844 - 2618H
 2690273 - Broadmoor

2690274 - Broadmoor
 2690275 - Broadmoor
 2690276 - Broadmoor
 2690277 - Broadmoor
 2690278 - Broadmoor
 2690279 - 1620H

2690280 - 1620H
 2690281 - 2620H
 2690400 - 2618
 2690407 - Broadmoor
 2690408 - Broadmoor
 2690424 - 2620H

Frame & Front Axle Group

REF NO	PART NO.	QTY.	DESCRIPTION
40	1931277SM	2	NUT, Hex Falnge Whiz Lock, 5/16-18
41	1722199SM	1	SPINDLE, RH
42	1919394SM	1	WASHER
43	2832577SM	1	RETAINING RING

Not for
Reproduction

Footnotes

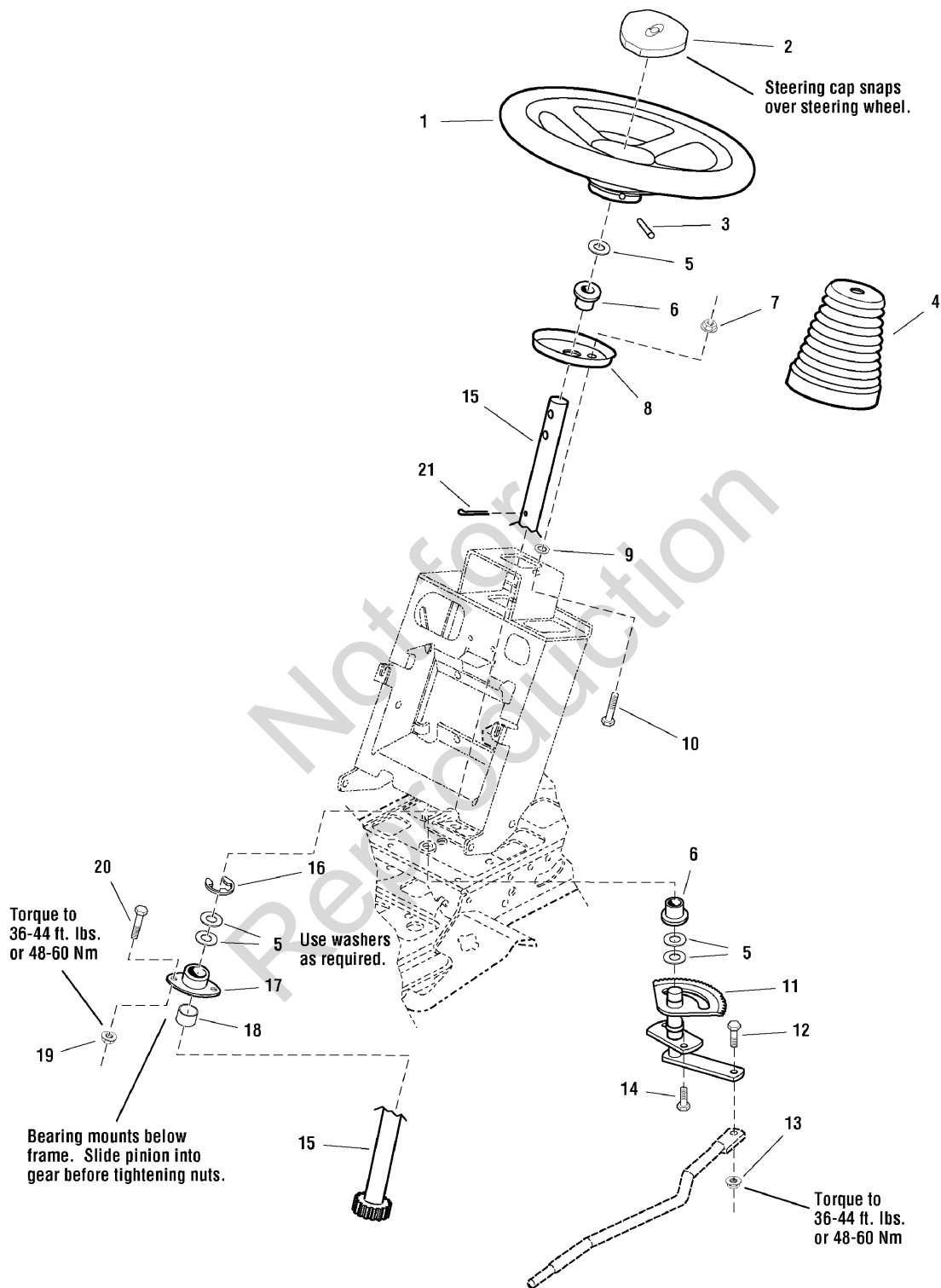
The above parts group applies to the following Mfg. Nos.:

1694629 - Broadmoor	1694635 - 2620H	2690274 - Broadmoor	2690280 - 1620H
1694630 - Broadmoor	1694682 - Broadmoor	2690275 - Broadmoor	2690281 - 2620H
1694631 - Broadmoor	1694683 - Broadmoor	2690276 - Broadmoor	2690400 - 2618
1694632 - Broadmoor	1694807 - 2618	2690277 - Broadmoor	2690407 - Broadmoor
1694633 - 1620H	1694844 - 2618H	2690278 - Broadmoor	2690408 - Broadmoor
1694634 - 1620H	2690273 - Broadmoor	2690279 - 1620H	2690424 - 2620H

Steering Group - Manual Steering

985890

NOTE: Unless noted otherwise, use the standard hardware torque specification chart.



The above parts group applies to the following Mfg. Nos.:

1694629 - Broadmoor	1694635 - 2620H	2690273 - Broadmoor	2690279 - 1620H
1694630 - Broadmoor	1694636 - 2620H	2690274 - Broadmoor	2690280 - 1620H
1694631 - Broadmoor	1694682 - Broadmoor	2690275 - Broadmoor	2690281 - 2620H
1694632 - Broadmoor	1694683 - Broadmoor	2690276 - Broadmoor	2690282 - 2620H
1694633 - 1620H	1694807 - 2618	2690277 - Broadmoor	2690400 - 2618
1694634 - 1620H	1694844 - 2618H	2690278 - Broadmoor	2690407 - Broadmoor

Steering Group - Manual Steering

REF NO	PART NO.	QTY.	DESCRIPTION
1	1722318SM	1	STEERING WHEEL, Straight, Shaft
2	1722319SM	1	CAP, Steering Wheel, SMI Logo
2	1725024SM	1	CAP, Steering Wheel, Plain
3	1960540SM	1	PIN, Spring, 5/16 x 2-1/2
4	1722749SM	1	COVER, Rubber, Upper Steering Shaft
5	1960114SM	5	WASHER, 3/4
6	2176440SM	2	BUSHING, 15/32 x 7/8 x 7/8, Nylon
7	1960636SM	2	NUT, Hex KEPS 5/6-18
8	1721736ASM	1	PLATE, Mounting Steering
9	1933988SM	2	NUT, Push
10	1960655SM	2	CARRIAGE BOLT, 5/16-18 x 1-1/4
11	1724470ASM	1	GEAR & SHAFT ASSEMBLY, Steering
12	1960032SM	1	CAPSCREW, Hex Head, 3/8-16 x 1-1/4, Black
13	1930645SM	1	NUT, Hex Flange Two-Way Lock, 3/8-16
14	1664847SM	2	CAPSCREW, Hex Washer Head Taptite, 5/16-18 x 3/4
15	1721626SM	1	SHAFT & PINION ASSEMBLY, Steering Manual
16	1611710SM	1	RING, Clipping Extension
17	1722459SM	1	BEARING, 3/4 x 1-11/16 x 13/16, 3" Long Housing
18	1722461SM	1	SPACER, 3/4 x 1-1/16 x 3/8, Powder Metal
19	1931211SM	2	NUT, Hex Flange Whiz Lock, 3/8-16, Small
20	1933260SM	2	CAPSCREW, Hex Whiz Lock Flange, 3/8-16 x 3/4, Black
21	1960033SM	1	CLIP, Hairpin

Not for
Reproduction

Footnotes

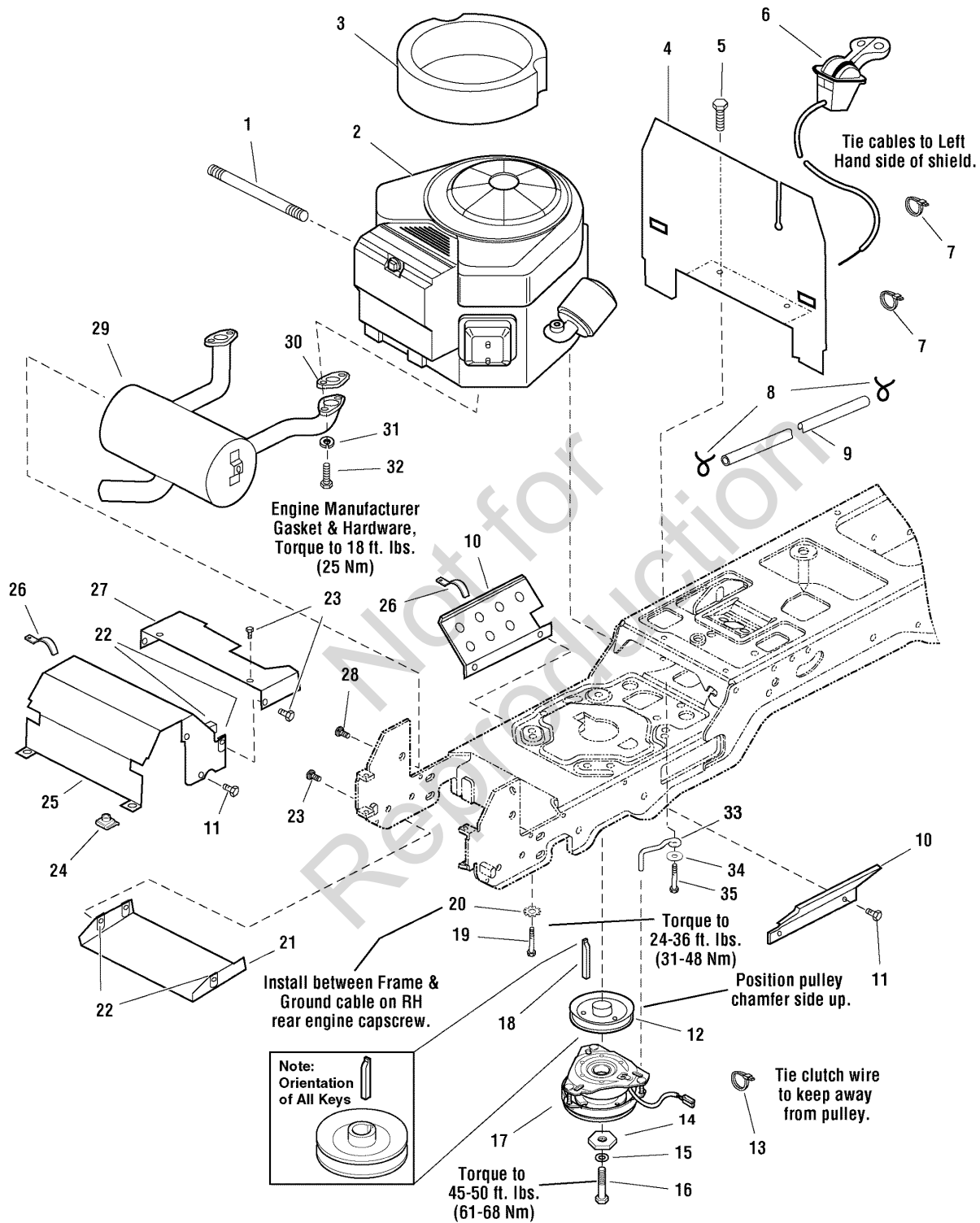
The above parts group applies to the following Mfg. Nos.:

1694629 - Broadmoor	1694635 - 2620H	2690273 - Broadmoor	2690279 - 1620H
1694630 - Broadmoor	1694636 - 2620H	2690274 - Broadmoor	2690280 - 1620H
1694631 - Broadmoor	1694682 - Broadmoor	2690275 - Broadmoor	2690281 - 2620H
1694632 - Broadmoor	1694683 - Broadmoor	2690276 - Broadmoor	2690282 - 2620H
1694633 - 1620H	1694807 - 2618	2690277 - Broadmoor	2690400 - 2618
1694634 - 1620H	1694844 - 2618H	2690278 - Broadmoor	2690407 - Broadmoor

Engine & Electric Clutch Group - 16HP & 18HP Briggs & Stratton, Vanguard

986252

NOTE: Unless noted otherwise, use the standard hardware torque specification chart.



The above parts group applies to the following Mfg. Nos.:

- 1694630 - Broadmoor
- 1694683 - Broadmoor
- 1694807 - 2618
- 2690274 - Broadmoor
- 2690276 - Broadmoor
- 2690400 - 2618

Engine & Electric Clutch Group - 16HP & 18HP Briggs & Stratton, Vanguard

REF NO	PART NO.	QTY.	DESCRIPTION
1	1723165SM	1	HOSE, Oil Drain, 10-1/2" Long, 3/8-18 Fittings
2	*	1	ENGINE, 16HP Briggs & Stratton Vanguard Twin, Model 303777, Type 1114-E1
2	*	1	ENGINE, 18HP Briggs & Stratton Vanguard Twin, Model 356777, Type 0113-E1
3	1722950SM	1	SEAL, Circle, 16HP Only
4	1722388ASM	1	BULKHEAD
5	1925003SM	2	CAPSCREW, Hex Washer Head Taptite, 1/2-20 x 1/2, Black
6	1727223SM	1	CONTROL, Throttle Double 39" Long w/Knobs
7	1701011SM	2	TIE, Wire, 7-5/16" Long
8	2860112SM	2	CLAMP, Hose Type E
9	1718678SM	1	HOSE, Fuel, 59" Long
10	1722392ASM	2	SHIELD, Side
11	1929000SM	8	CAPSCREW, Hex Washer Head Taptite, 1/4-20 x 3/8
12	1722288SM	1	PULLEY & HUB ASSEMBLY
13	2832747SM	1	TIE, Self Locking, 3-5/8 Long
14	1708264SM	1	WASHER, Hex, 7/16, Black
15	1918199SM	1	LOCKWASHER, 7/16
16	1960648SM	1	CAPSCREW, Hex Head, 7/16-20 x 3-3/4
17	1686880SM	1	CLUTCH, Electric
18	1720463SM	1	KEY, HI PRO, 1/4 x 2 1/2
19	2830598SM	4	CAPSCREW, Hex Washer Head Taptite, 3/8-16 x 1-1/2
20	2820427SM	1	LOCKWASHER, External Tooth, 3/8
21	1722414ASM	1	SHIELD, Muffler Bottom
22	1960368SM	8	NUT, Speed, 1/4-20, Lug
23	1960295SM	4	CAPSCREW, Hex Flange Whiz Lock, 1/4-20 x 5/8
24	1935255SM	2	NUT, Speed, 5/16-18, Lug, Black
25	1722389ASM	1	DUCT, Muffler Top
26	2834683SM	2	CLIP, Wire 1/8
27	1722390ASM	1	DUCT, Muffler Extension
28	1924856SM	2	CAPSCREW, Hex Washer Head Taptite, 5/16-18 x 1/2, Black
29	1722625SM	1	MUFFLER, Briggs & Stratton, Vanguard Twin
30	*	1	GASKET, Briggs & Stratton, Vanguard Twin
31	1917356SM	4	LOCKWASHER, 5/16
32	2860660SM	4	CAPSCREW, Hex Flange Whiz Lock, 5/16-18 x 7/8
33	1732026SM	1	RETAINER, Clutch 2986413 - 18HP B&S Vanguard (Twin)
34	1924940SM	1	WASHER, Flat 3/8 2986413 - 18HP B&S Vanguard (Twin)
35	2827187SM	1	CAPSCREW, 3/8-16 x 1 2986413 - 18HP B&S Vanguard (Twin)

Footnotes

Note* See your local Briggs & Stratton distributor for parts and service.

The above parts group applies to the following Mfg. Nos.:

1694630 - Broadmoor

1694683 - Broadmoor

1694807 - 2618

2690274 - Broadmoor

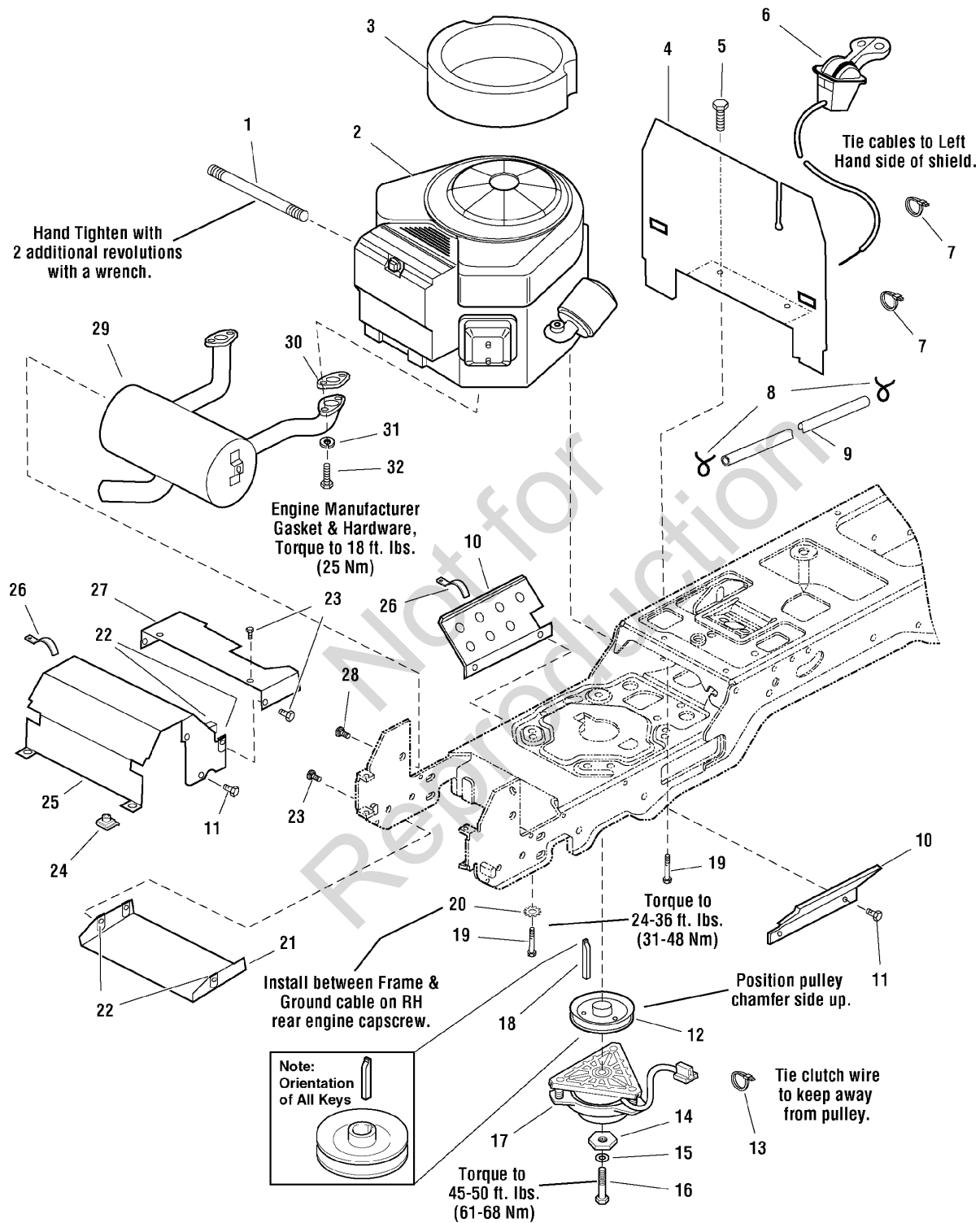
2690276 - Broadmoor

2690400 - 2618

Engine & Electric Clutch Group - 18HP & 20HP Briggs & Stratton, Vanguard

986773

NOTE: Unless noted otherwise, use the standard hardware torque specification chart.



The above parts group applies to the following Mfg. Nos.:

1694631 - Broadmoor	1694682 - Broadmoor	2690280 - 1620H	2690488 - Broadmoor
1694632 - Broadmoor	1694844 - 2618H	2690281 - 2620H	2690701 - Broadmoor
1694633 - 1620H	2690275 - Broadmoor	2690282 - 2620H	
1694634 - 1620H	2690277 - Broadmoor	2690408 - Broadmoor	
1694635 - 2620H	2690278 - Broadmoor	2690424 - 2620H	
1694636 - 2620H	2690279 - 1620H	2690430 - 2618H	

Engine & Electric Clutch Group - 18HP & 20HP Briggs & Stratton, Vanguard

REF NO	PART NO.	QTY.	DESCRIPTION
1	1723165SM	1	HOSE, Oil Drain, 10-1/2" Long, 3/8-18 Fittings
2	*	1	ENGINE, 18HP Briggs & Stratton Vanguard Twin, Model 356777, Type 0113-E1
2	*	1	ENGINE, 20HP Briggs & Stratton Vanguard Twin, Model 358777, Type 0110-E1
3	1722949SM	1	SEAL, Circle, 18HP & 20HP
4	1722388ASM	1	BULKHEAD
5	1925003SM	2	CAPSCREW, Hex Washer Head Taptite, 1/2-20 x 1/2, Black
6	1727223SM	1	CONTROL, Throttle Double 39" Long w/Knobs
7	1701011SM	2	TIE, Wire, 7-5/16" Long
8	2860112SM	2	CLAMP, Hose Type E
9	1718678SM	1	HOSE, Fuel, 59" Long
10	1722392ASM	2	SHIELD, Side
11	1929000SM	8	CAPSCREW, Hex Washer Head Taptite, 1/4-20 x 3/8
12	1722288SM	1	PULLEY & HUB ASSEMBLY
13	2832747SM	1	TIE, Self Locking, 3-5/8 Long
14	1708264SM	1	WASHER, Hex, 7/16, Black
15	1918199SM	1	LOCKWASHER, 7/16
16	1960649SM	1	CAPSCREW, Hex Head, 7/16-20 x 3-1/2, 20HP
16	1960648SM	1	CAPSCREW, Hex Head, 7/16-20 x 2-3/4, 20HP
17	1686883SM	1	CLUTCH, Electric, 18HP
17	1686880SM	1	CLUTCH, Electric, 20HP
18	1720463SM	1	KEY, HI PRO, 1/4 x 2 1/2
19	2830598SM	4	CAPSCREW, Hex Washer Head Taptite, 3/8-16 x 1-1/2
20	2820427SM	1	LOCKWASHER, External Tooth, 3/8
21	1722414ASM	1	SHIELD, Muffler Bottom
22	1960368SM	8	NUT, Speed, 1/4-20, Lug
23	1960295SM	4	CAPSCREW, Hex Flange Whiz Lock, 1/4-20 x 5/8
24	1935255SM	2	NUT, Speed, 5/16-18, Lug, Black
25	1722389ASM	1	DUCT, Muffler Top
26	2834683SM	2	CLIP, Wire 1/8
27	1722390ASM	1	DUCT, Muffler Extension
28	1924856SM	2	CAPSCREW, Hex Washer Head Taptite, 5/16-18 x 1/2, Black
29	1722625SM	1	MUFFLER, Briggs & Stratton, Vanguard Twin
30	*	1	GASKET, Briggs & Stratton, Vanguard Twin
31	1917356SM	4	LOCKWASHER, 5/16
32	2860660SM	4	CAPSCREW, Hex Flange Whiz Lock, 5/16-18 x 7/8

Footnotes

Note* See your local Briggs & Stratton distributor for parts and service.

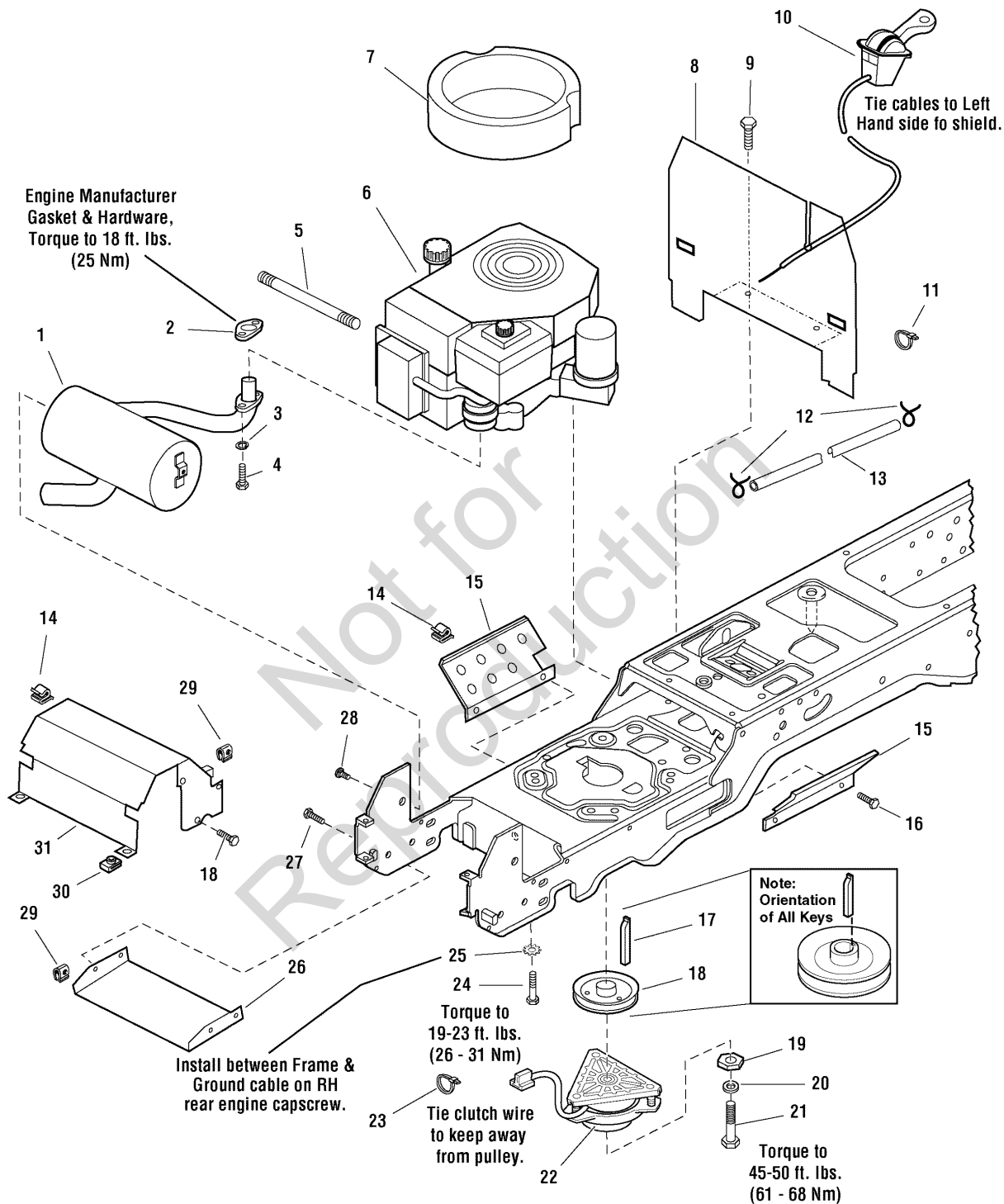
The above parts group applies to the following Mfg. Nos.:

1694631 - Broadmoor	1694682 - Broadmoor	2690280 - 1620H	2690488 - Broadmoor
1694632 - Broadmoor	1694844 - 2618H	2690281 - 2620H	2690701 - Broadmoor
1694633 - 1620H	2690275 - Broadmoor	2690282 - 2620H	
1694634 - 1620H	2690277 - Broadmoor	2690408 - Broadmoor	
1694635 - 2620H	2690278 - Broadmoor	2690424 - 2620H	
1694636 - 2620H	2690279 - 1620H	2690430 - 2618H	

Engine Group - 18HP Kohler

986682

NOTE: Unless noted otherwise, use the standard hardware torque specification chart.



The above parts group applies to the following Mfg. Nos.:

- 1694629 - Broadmoor
- 2690273 - Broadmoor
- 2690407 - Broadmoor

Engine Group - 18HP Kohler

REF NO	PART NO.	QTY.	DESCRIPTION
1	1721704SM	1	MUFFLER
2	*	1	GASKET
3	*	2	LOCKWASHER, 5/16
4	*	2	CAPSCREW, Socket Head, 5/16-18 x 7/8, G8
5	1723165SM	1	HOSE, Oil Drain
6	*	1	ENGINE, 18HP Kohler Single, Model CV492S, Type PS-27534
7	1722950SM	1	SEAL, Circle
8	1722388ASM	1	BULKHEAD
9	1925003SM	2	CAPSCREW, Hex Head Taptite, 1/4-20 x 1/2
10	1721949SM	1	CONTROL, Throttle Single 39" Long w/Knobs
11	1701011SM	1	TIE, Self Locking
12	2860112SM	2	CLAMP, Hose Type E
13	1718678SM	1	HOSE, 59" Long
14	2834683SM	2	CLIP, Wire
15	1722392ASM	2	SHIELD
16	1929000SM	4	SCREW, Hex Head Taptite, 1/4-20 x 3/8
17	1720463SM	1	KEY
18	1722288SM	1	PULLEY & HUB ASSEMBLY, 4-1/2 OD
19	1708264SM	1	WASHER, Hex
20	1918199SM	1	LOCKWASHER, 7/16
21	1960648SM	1	CAPSCREW, Hex Head, 7/16-20 x 2-3/4
22	1717664	1	CLUTCH, Electric, OGURA
23	2832747SM	1	TIE
24	2827187SM	4	CAPSCREW, Hex Head Taptite, 3/8-16 x 1-1/2
25	2820426SM	1	LOCKWASHER, External Tooth, 3/8
26	1722414ASM	1	SHIELD, Muffler Bottom
27	1960295SM	8	CAPSCREW, Hex Head Flange Lock, 1/4-20 x 5/8
28	1924856SM	2	CAPSCREW, Hex Head Taptite, 5/16-18 x 1/2
29	1960368SM	8	NUT, Speed, 1/4-20
30	1935255SM	2	NUT, Speed, 5/16-18
31	1722389ASM	1	DUCT, Muffler Top
32	1722487ASM	1	DUCT, Muffler Extension

Footnotes

Note* See your local Kohler distributor for parts and service.

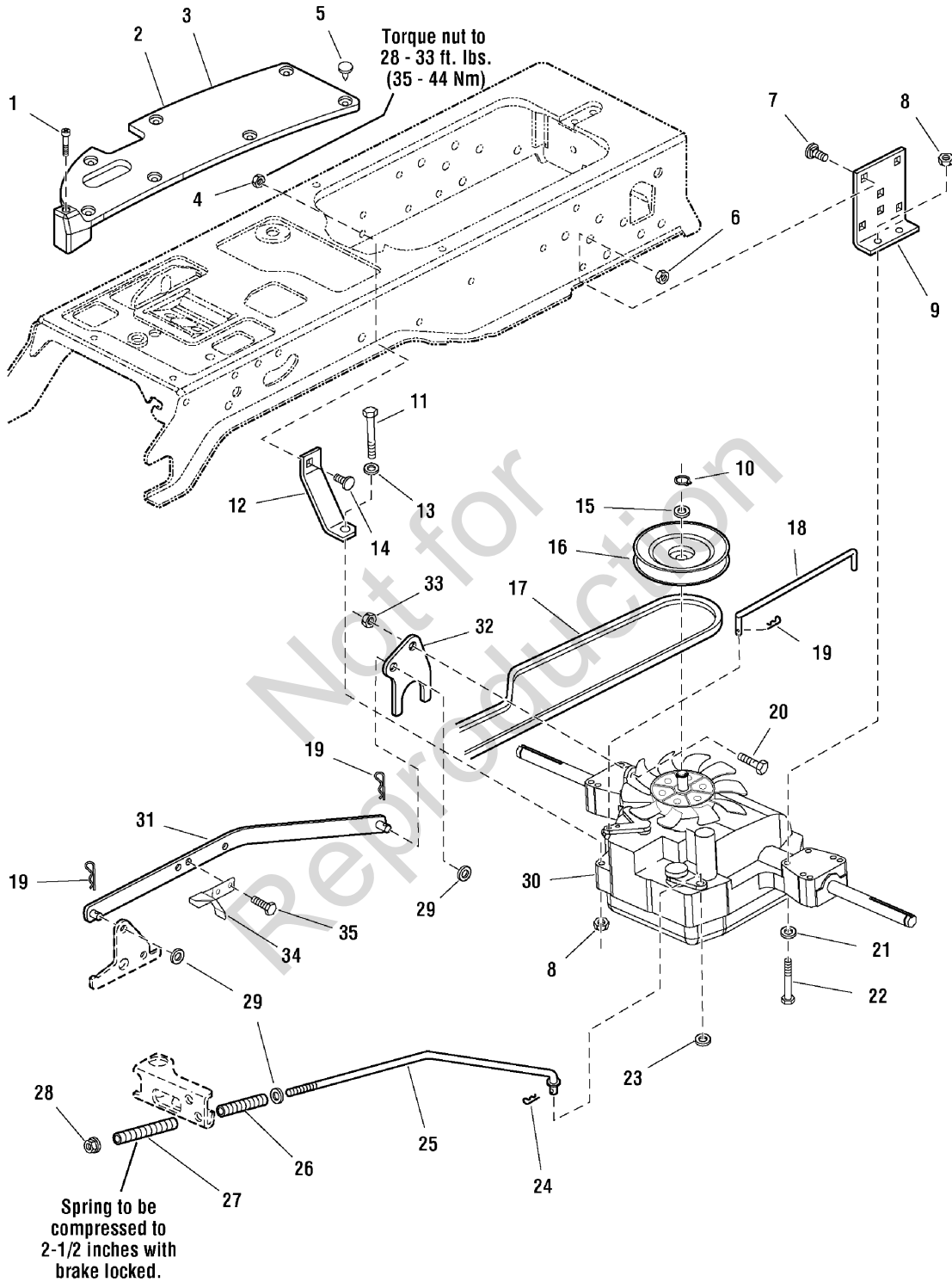
The above parts group applies to the following Mfg. Nos.:

1694629 - Broadmoor
2690273 - Broadmoor
2690407 - Broadmoor

Transmission Group - Tuff Torq K-57

986603

NOTE: Unless noted otherwise, use the standard hardware torque specification chart.



The above parts group applies to the following Mfg. Nos.:

1694629 - Broadmoor	1694635 - 2620H	2690273 - Broadmoor	2690279 - 1620H
1694630 - Broadmoor	1694636 - 2620H	2690274 - Broadmoor	2690280 - 1620H
1694631 - Broadmoor	1694682 - Broadmoor	2690275 - Broadmoor	2690281 - 2620H
1694632 - Broadmoor	1694683 - Broadmoor	2690276 - Broadmoor	2690282 - 2620H
1694633 - 1620H	1694807 - 2618	2690277 - Broadmoor	2690400 - 2618
1694634 - 1620H	1694844 - 2618H	2690278 - Broadmoor	2690407 - Broadmoor

Transmission Group - Tuff Torq K-57

REF NO	PART NO.	QTY.	DESCRIPTION
1	1960676SM	2	SCREW, Pan Head Torx Taptite, 1/4-20 x 1-1/4, Black
2	1722345SM	1	PAD, Footrest, LH, without Differential Lock
3	1722173SM	1	PAD, Footrest, RH
4	1960636SM	1	NUT, Hex KEPS, 5/16-18, Black
5	1704351SM	15	FASTENER, Panel
6	1960637SM	6	NUT, Hex KEPS, 3/8-16, Black
7	1931350SM	6	CARRIAGE BOLT, 3/8-16 x 1, Black
8	1960686SM	5	NUT, Hex Flange ESNA, 5/16-18, Black
9	1721728ASM	2	SUPPORT, Transmission
10	1724316SM	1	RING, Snap, Transmission
11	1921978SM	1	CAPSCREW, Hex Head 5/16-18 x 2 G5
12	1721592ASM	1	STRAP, Torque
13	1960141SM	1	WASHER, 5/16, Black
14	1931335SM	1	CARRIAGE BOLT, 5/16-18 x 1, Black
15	1960027SM	2	WASHER, 1/2
16	1721666SM	1	PULLEY & HUB ASSEMBLY
17	1726841SM	1	V-BELT, Drive
18	1726806SM	1	ROD, Transmission Release
19	1722460SM	3	PIN, Quick
20	1921332SM	1	CAPSCREW, Hex Head, 5/16-18 x 2
21	1919326SM	4	WASHER, 5/16, Black
22	1923141SM	4	CAPSCREW, Hex Head, 5/16-18 x 2-3/4, Black
23	1918267SM	1	WASHER, 15/32 x 15/16, Black
24	1918447SM	1	PIN, Cotter, Black
25	1726871SM	1	ROD, Brake
26	1722684SM	1	SPRING, Compression, 3-1/4" Long, Black
27	1729277SM	1	SPRING, Compression, 3-5/8" Long, Black
28	1960687SM	1	NUT, Hex Flange ESNA, 3/8-16, Black
29	1924940SM	3	WASHER, 3/8, Black
30	1722668SM	1	TRANSMISSION ASSEMBLY, K57, without Pulley
31	1732190ASM	1	CONTROL ARM ASSEMBLY
32	1724423ASM	1	ARM, Control
33	1960636SM	2	NUT, KEPS Lock, 5/16-18
34	1727215ASM	1	ACTUATOR, Switch
35	1924856SM	2	CAPSCREW, Hex Head Taptite, 5/16-18 x 1/2

Footnotes

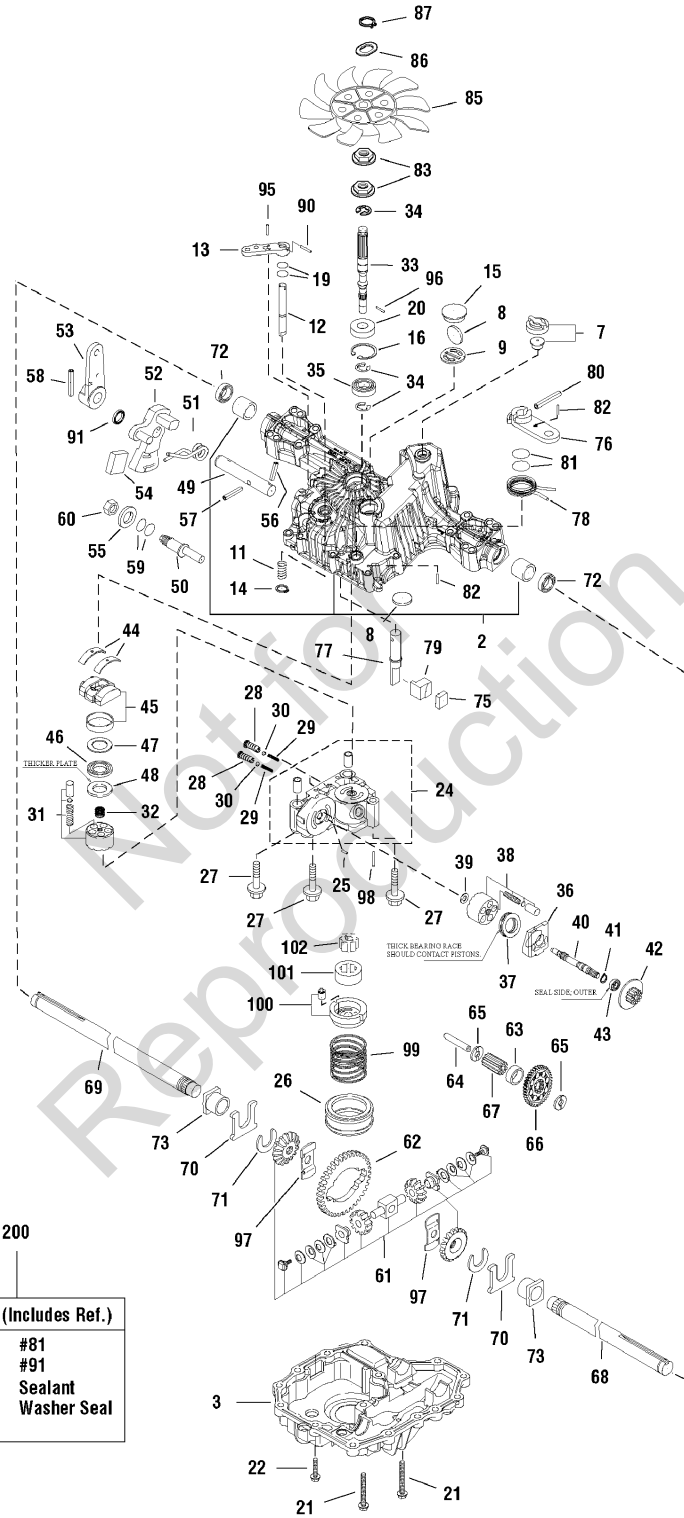
The above parts group applies to the following Mfg. Nos.:

1694629 - Broadmoor	1694635 - 2620H	2690273 - Broadmoor	2690279 - 1620H
1694630 - Broadmoor	1694636 - 2620H	2690274 - Broadmoor	2690280 - 1620H
1694631 - Broadmoor	1694682 - Broadmoor	2690275 - Broadmoor	2690281 - 2620H
1694632 - Broadmoor	1694683 - Broadmoor	2690276 - Broadmoor	2690282 - 2620H
1694633 - 1620H	1694807 - 2618	2690277 - Broadmoor	2690400 - 2618
1694634 - 1620H	1694844 - 2618H	2690278 - Broadmoor	2690407 - Broadmoor

Transmission SERVICE PARTS - Tuff Torq K-57A

1722668

NOTE: Unless noted otherwise,
use the standard hardware torque
specification chart.



The above parts group applies to the following Mfg. Nos.:

- | | | | |
|---------------------|---------------------|---------------------|---------------------|
| 1694629 - Broadmoor | 1694635 - 2620H | 2690273 - Broadmoor | 2690279 - 1620H |
| 1694630 - Broadmoor | 1694636 - 2620H | 2690274 - Broadmoor | 2690280 - 1620H |
| 1694631 - Broadmoor | 1694682 - Broadmoor | 2690275 - Broadmoor | 2690281 - 2620H |
| 1694632 - Broadmoor | 1694683 - Broadmoor | 2690276 - Broadmoor | 2690282 - 2620H |
| 1694633 - 1620H | 1694807 - 2618 | 2690277 - Broadmoor | 2690400 - 2618 |
| 1694634 - 1620H | 1694844 - 2618H | 2690278 - Broadmoor | 2690407 - Broadmoor |

Transmission SERVICE PARTS - Tuff Torq K-57A

REF NO	PART NO.	QTY.	DESCRIPTION
2	1724951SM	1	HOUSING ASSEMBLY, UPPER
3	1724938SM	1	HOUSING, LOWER
7	1718052SM	1	VENT VALVE 15
8	1724279SM	2	MAGNET, K50
9	1724280SM	1	HOLDER, MAGNET
11	1725730SM	1	SPRING
12	1724281SM	1	SHAFT, BYPASS
13	1720418SM	1	LEVER, BYPASS
14	1718061SM	1	RING
15	1724282SM	1	SEALING CAP
16	1708650SM	1	RING 35
19	1708691SM	2	PACKING
20	1708651SM	1	SEAL TC
21	1707789SM	14	SCREW, TAPPING
22	1724284SM	2	SCREW, TAPPING
24	1724939SM	1	CASE, CENTER
25	1718070SM	1	PIN 3 x 9.8
26	1724954SM	1	FILTER
27	1720805SM	3	BOLT 10 x 75
28	1724286SM	2	VALVE, IDS 1.0
29	1724287SM	2	SPRING, IDS
30	1724288SM	2	BALL, 3/16
31	1724940SM	1	CYLINDER BLOCK ASSEMBLY
32	1724290SM	1	SPRING, PUMP
33	1724941SM	1	SHAFT, PUMP
34	1718076SM	3	RING E15
35	1708673SM	1	BEARING
36	1718077SM	1	HOUSING
37	1724942SM	1	BEARING, THRUST
38	1718079SM	1	BLOCK, CYLINDER
39	1718084SM	1	WASHER 12 x 24 x 1
40	1724943SM	1	SHAFT, MOTOR
41	1708672SM	1	RING 15
42	1724944SM	1	GEAR, MOTOR
43	1718083SM	1	BEARING 6202UC3
44	1718089SM	2	THRUST METAL
45	1720426SM	1	SWASH PLATE ASSEMBLY
46	1718088SM	1	THRUST PLATE B
47	1718086SM	1	BEARING K81105
48	1718087SM	1	THRUST PLATE A
49	1724343SM	1	SHAFT, CONTROL

Footnotes

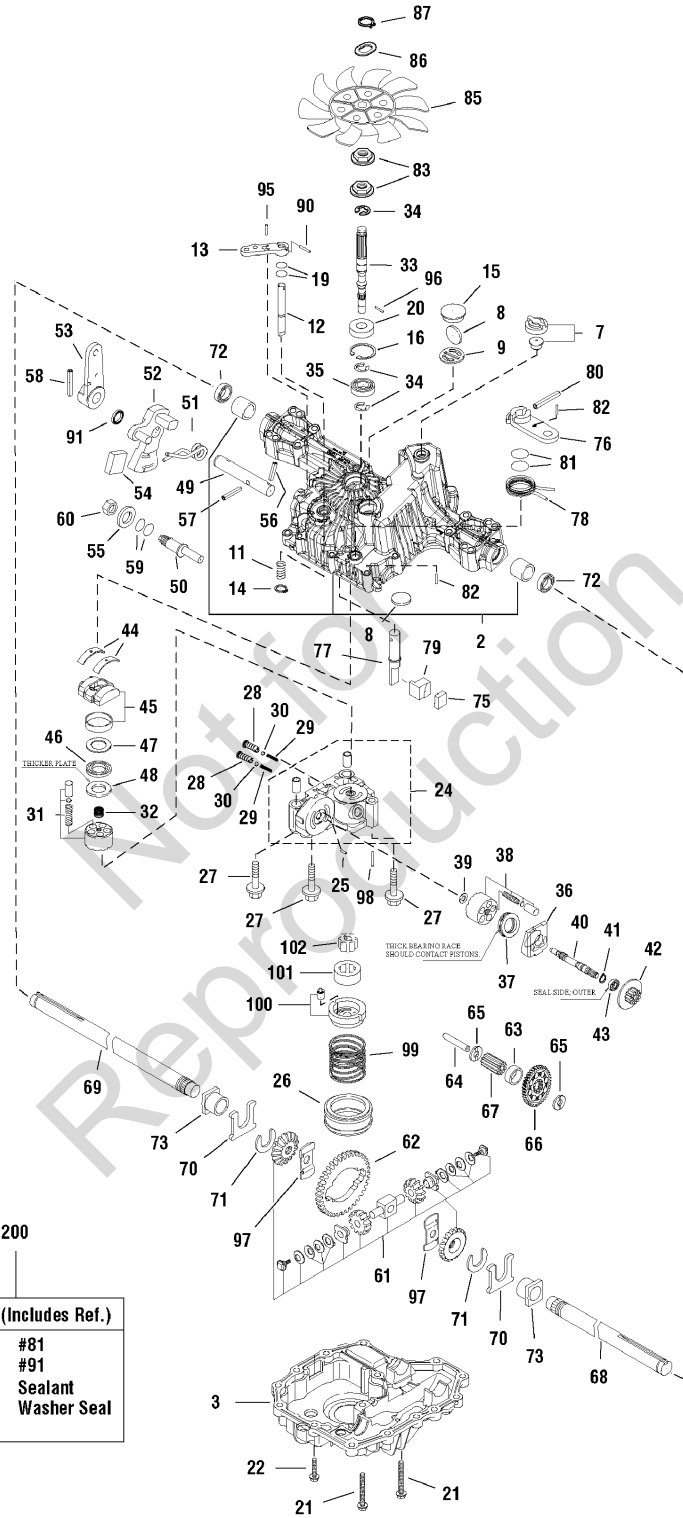
The above parts group applies to the following Mfg. Nos.:

1694629 - Broadmoor	1694635 - 2620H	2690273 - Broadmoor	2690279 - 1620H
1694630 - Broadmoor	1694636 - 2620H	2690274 - Broadmoor	2690280 - 1620H
1694631 - Broadmoor	1694682 - Broadmoor	2690275 - Broadmoor	2690281 - 2620H
1694632 - Broadmoor	1694683 - Broadmoor	2690276 - Broadmoor	2690282 - 2620H
1694633 - 1620H	1694807 - 2618	2690277 - Broadmoor	2690400 - 2618
1694634 - 1620H	1694844 - 2618H	2690278 - Broadmoor	2690407 - Broadmoor

Transmission SERVICE PARTS - Tuff Torq K-57A

1722668

NOTE: Unless noted otherwise,
use the standard hardware torque
specification chart.



200 SEAL KIT (Includes Ref.)	
#19	#81
#20	#91
#26	Sealant
#59	Washer Seal
#72	

The above parts group applies to the following Mfg. Nos.:

- | | | | |
|---------------------|---------------------|---------------------|---------------------|
| 1694629 - Broadmoor | 1694635 - 2620H | 2690273 - Broadmoor | 2690279 - 1620H |
| 1694630 - Broadmoor | 1694636 - 2620H | 2690274 - Broadmoor | 2690280 - 1620H |
| 1694631 - Broadmoor | 1694682 - Broadmoor | 2690275 - Broadmoor | 2690281 - 2620H |
| 1694632 - Broadmoor | 1694683 - Broadmoor | 2690276 - Broadmoor | 2690282 - 2620H |
| 1694633 - 1620H | 1694807 - 2618 | 2690277 - Broadmoor | 2690400 - 2618 |
| 1694634 - 1620H | 1694844 - 2618H | 2690278 - Broadmoor | 2690407 - Broadmoor |

Transmission SERVICE PARTS - Tuff Torq K-57A

REF NO	PART NO.	QTY.	DESCRIPTION
50	1724344SM	1	FULCRUM, ECCENTRIC
51	1724345SM	1	SPRING, TORSION
52	1724346SM	1	LEVER, CONTROL
53	1724347SM	1	ARM, CONTROL
54	1724348SM	1	PLATE, JERK
55	1708689SM	1	WASHER
56	1724349SM	1	PIN, COTTER
57	1724296SM	1	PIN, SPRING
59	1707879SM	2	PACKING
58	1718100SM	1	PIN 6.0A x 4.0
60	1708692SM	1	NUT 12
61	1724955SM	1	GEAR & PINION ASSEMBLY
62	1724945SM	1	GEAR, FINAL CONTR TRAC
63	1724946SM	2	COLLAR, PINION
64	1724947SM	1	SHAFT, REDUCTION
65	1724948SM	2	WASHER, 12 x 32 x 3.2
66	1724949SM	1	GEAR, REDUCTION
67	1724950SM	1	PINION, FINAL
68	1724304SM	1	SHAFT, AXLE RH
69	1724303SM	1	SHAFT, AXLE LH
70	1718112SM	2	WASHER, THRUST
71	1718113SM	2	RING 17
72	1718111SM	2	SEAL 19 x 32 x 8
73	1718110SM	2	BUSHING 19 x 21
75	1724305SM	1	SHOE, BRAKE
76	1724306SM	1	ARM, BRAKE
77	1724307SM	1	SHAFT, BRAKE
78	1724308SM	1	SPRING, RETURN B
79	1724309SM	1	BRAKE, ACTUATOR
80	1724310SM	1	PIN
81	1708690SM	2	PACKING
82	1724311SM	2	PIN, SPRING
83	1724312SM	2	COLLAR, SPLINE
85	1724314SM	1	FAN
86	1724315SM	1	LOCKWASHER
87	1724316SM	1	RING, SNAP
90	1707839SM	1	PIN 3.0A x 20
91	1724318SM	1	OIL SEAL
95	1707839SM	1	PIN, ROLL
97	1724956SM	2	WASHER, THRUST DIFF

Footnotes

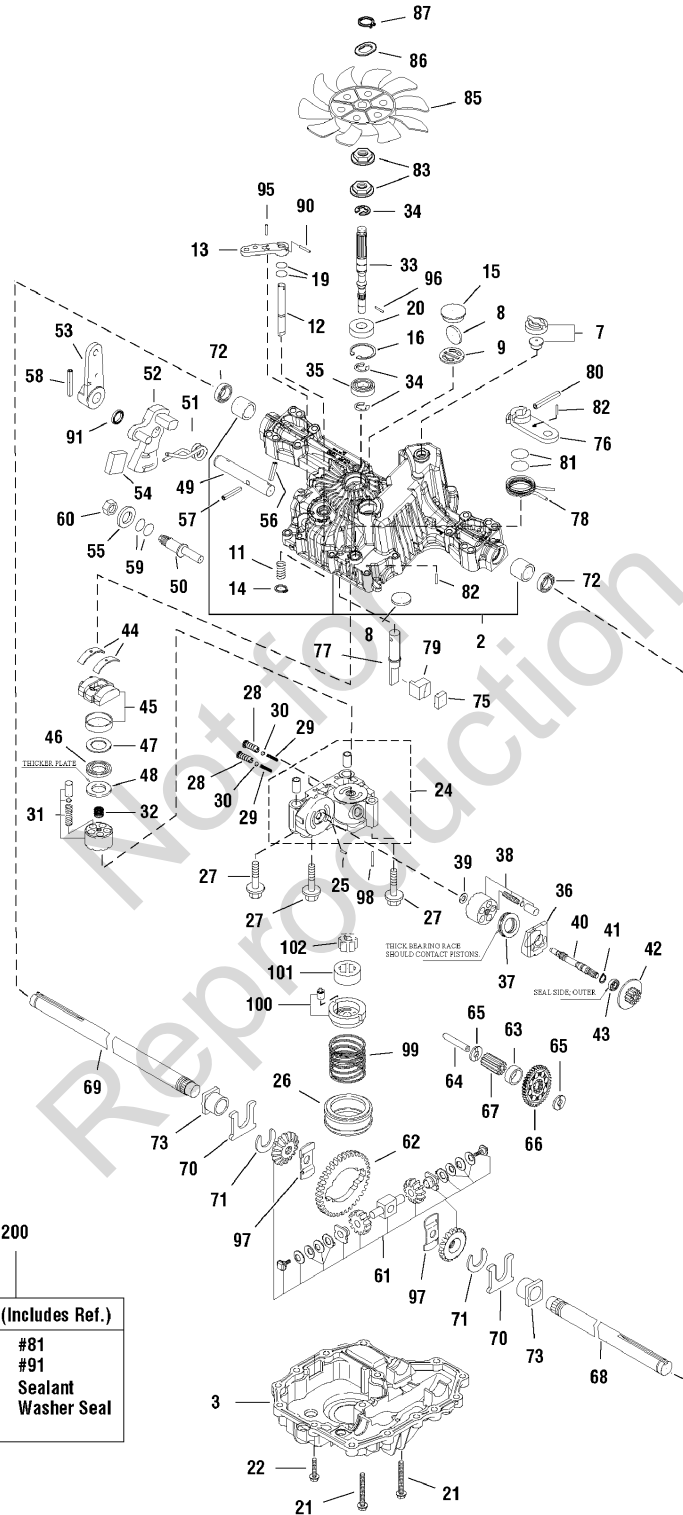
The above parts group applies to the following Mfg. Nos.:

1694629 - Broadmoor	1694635 - 2620H	2690273 - Broadmoor	2690279 - 1620H
1694630 - Broadmoor	1694636 - 2620H	2690274 - Broadmoor	2690280 - 1620H
1694631 - Broadmoor	1694682 - Broadmoor	2690275 - Broadmoor	2690281 - 2620H
1694632 - Broadmoor	1694683 - Broadmoor	2690276 - Broadmoor	2690282 - 2620H
1694633 - 1620H	1694807 - 2618	2690277 - Broadmoor	2690400 - 2618
1694634 - 1620H	1694844 - 2618H	2690278 - Broadmoor	2690407 - Broadmoor

Transmission SERVICE PARTS - Tuff Torq K-57A

1722668

NOTE: Unless noted otherwise,
use the standard hardware torque
specification chart.



200 SEAL KIT (Includes Ref.)	
#19	#81
#20	#91
#26	Sealant
#59	Washer Seal
#72	

The above parts group applies to the following Mfg. Nos.:

- | | | | |
|---------------------|---------------------|---------------------|---------------------|
| 1694629 - Broadmoor | 1694635 - 2620H | 2690273 - Broadmoor | 2690279 - 1620H |
| 1694630 - Broadmoor | 1694636 - 2620H | 2690274 - Broadmoor | 2690280 - 1620H |
| 1694631 - Broadmoor | 1694682 - Broadmoor | 2690275 - Broadmoor | 2690281 - 2620H |
| 1694632 - Broadmoor | 1694683 - Broadmoor | 2690276 - Broadmoor | 2690282 - 2620H |
| 1694633 - 1620H | 1694807 - 2618 | 2690277 - Broadmoor | 2690400 - 2618 |
| 1694634 - 1620H | 1694844 - 2618H | 2690278 - Broadmoor | 2690407 - Broadmoor |

Transmission SERVICE PARTS - Tuff Torq K-57A

REF NO	PART NO.	QTY.	DESCRIPTION
98	1724958SM	2	PIN, 3.0A x 18
99	1724957SM	1	SPRING, CHARGE
100	1724953SM	1	CHARGE PUMP CASE ASSEMBLY
200	1727542SM	1	K57 SMP SEAL KIT

Not for
Reproduction

Footnotes

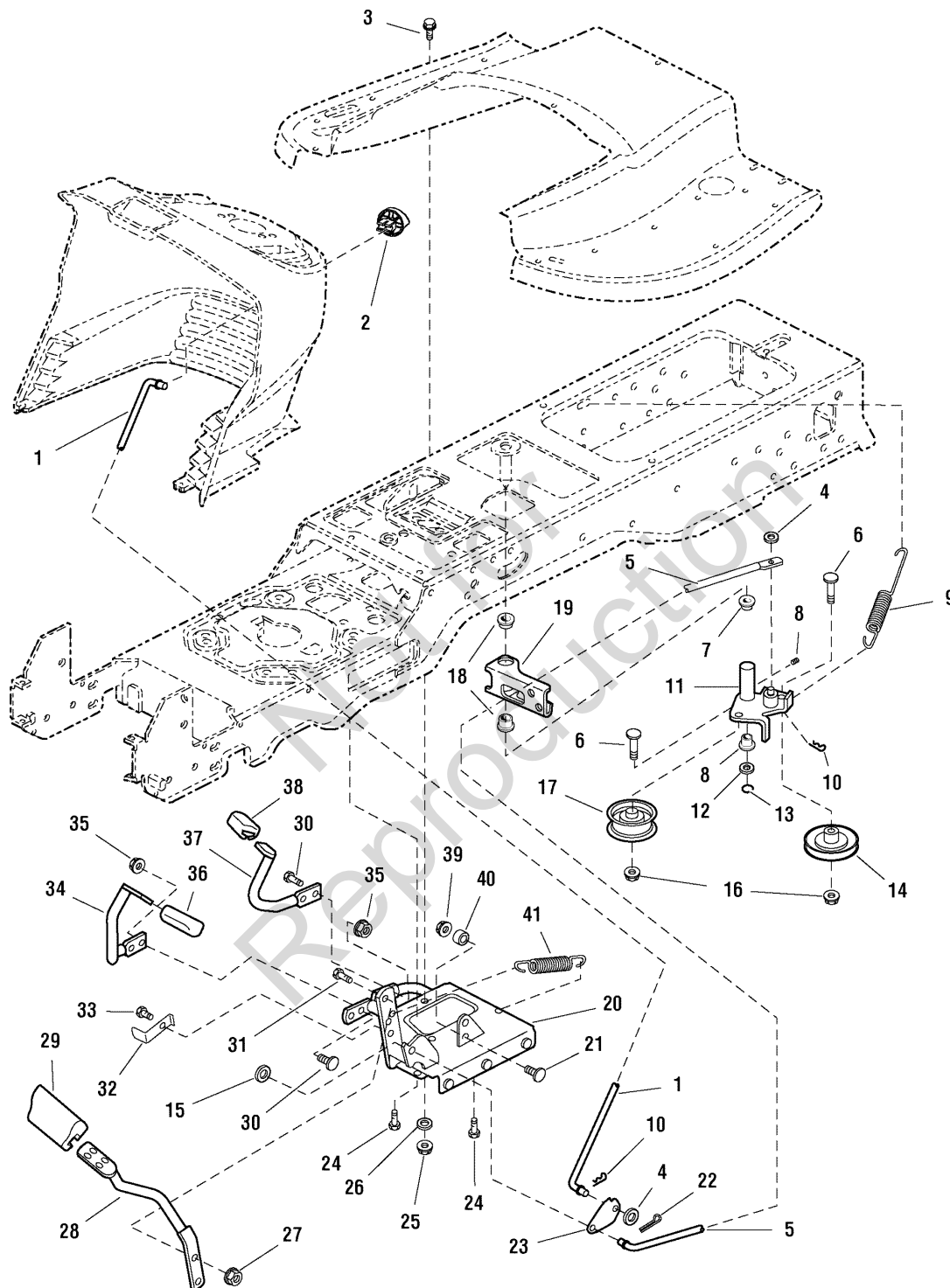
The above parts group applies to the following Mfg. Nos.:

1694629 - Broadmoor	1694635 - 2620H	2690273 - Broadmoor	2690279 - 1620H
1694630 - Broadmoor	1694636 - 2620H	2690274 - Broadmoor	2690280 - 1620H
1694631 - Broadmoor	1694682 - Broadmoor	2690275 - Broadmoor	2690281 - 2620H
1694632 - Broadmoor	1694683 - Broadmoor	2690276 - Broadmoor	2690282 - 2620H
1694633 - 1620H	1694807 - 2618	2690277 - Broadmoor	2690400 - 2618
1694634 - 1620H	1694844 - 2618H	2690278 - Broadmoor	2690407 - Broadmoor

Controls Group

986599

NOTE: Unless noted otherwise,
use the standard hardware torque
specification chart.



The above parts group applies to the following Mfg. Nos.:

1694629 - Broadmoor	1694635 - 2620H	2690273 - Broadmoor	2690279 - 1620H
1694630 - Broadmoor	1694636 - 2620H	2690274 - Broadmoor	2690280 - 1620H
1694631 - Broadmoor	1694682 - Broadmoor	2690275 - Broadmoor	2690281 - 2620H
1694632 - Broadmoor	1694683 - Broadmoor	2690276 - Broadmoor	2690282 - 2620H
1694633 - 1620H	1694807 - 2618	2690277 - Broadmoor	2690400 - 2618
1694634 - 1620H	1694844 - 2618H	2690278 - Broadmoor	2690407 - Broadmoor

Controls Group

REF NO	PART NO.	QTY.	DESCRIPTION
1	1721353SM	1	ROD, Brake Lock
2	1721891SM	1	KNOB, Push On, Red Plastic "P"
3	1930591SM	1	CAPSCREW, Hex Flange Whiz Lock, 5/16-18 x 3/4
4	1919326SM	2	WASHER, 5/16, Black
5	1721476SM	1	ROD, Brake
6	1931353SM	2	CARRIAGE BOLT, 3/8-16 x 1 3/4
7	1663114SM	2	BUSHING, 5/8 x 3/4 x 3/4, Nylon
8	2821133SM	1	FITTING, Lube, 1/4
9	1725250SM	1	SPRING, Extension
10	1722460SM	3	PIN, Quick
11	1724917SM	1	ARM & HUB ASSEMBLY, Idler
12	1960020SM	1	WASHER, 5/8
13	1704420SM	1	RING, Clipping Extension
14	1721134SM	1	PULLEY, w/Bearing
15	1924940SM	1	WASHER, 3/8
16	1960687SM	2	NUT, Hex Flange ESNA, 3/8-16
17	1721133SM	1	PULLEY, Idler
18	1723237SM	2	BUSHING, 1 x 1-1/8 x 5/8, Nylon
19	1722513SM	1	ARM, Brake
20	1726763SM	1	PEDAL ASSEMBLY, Foot
21	1931320SM	1	CARRIAGE BOLT, 1/4-20 x 1-1/4
22	1918447SM	1	PIN, Cotter, Black
23	1721354ASM	1	LATCH, Brake
24	1664847SM	3	CAPSCREW, Hex Washer Head Taptite, 5/16-18 x 3/4
25	1919438SM	1	NUT, Hex Lock ESNA Light, 5/16-18
26	1919381SM	1	WASHER, 5/16, Black
27	1927557SM	2	NUT, Hex Flange Whiz Lock Large, 5/16-18
28	1722535ASM	1	PEDAL, Brake
29	1721577SM	1	PAD, Brake Pedal
30	1931334SM	4	CARRIAGE BOLT, 5/16-18 x 7/8
31	1921333SM	2	CAPSCREW, 5/16-18 x 1
32	1722083ASM	1	ACTUATOR, Switch 2.53" Long
33	1923683SM	1	CAPSCREW, Hex Washer Head Taptite, 3/8-16 x 3/4
34	1722070ASM	1	PEDAL, Forward
35	1960636SM	4	NUT, Hex KEPS, 5/16-18
36	1721675SM	1	PAD, Foot Pedal Forward
37	1722071ASM	1	PEDAL, Reverse
38	1721674SM	1	PAD, Foot Pedal Reverse
39	1920397SM	1	NUT, Hex Lock ESNA Light, 1/4-20
40	1686612SM	1	CAM, Roller

Footnotes

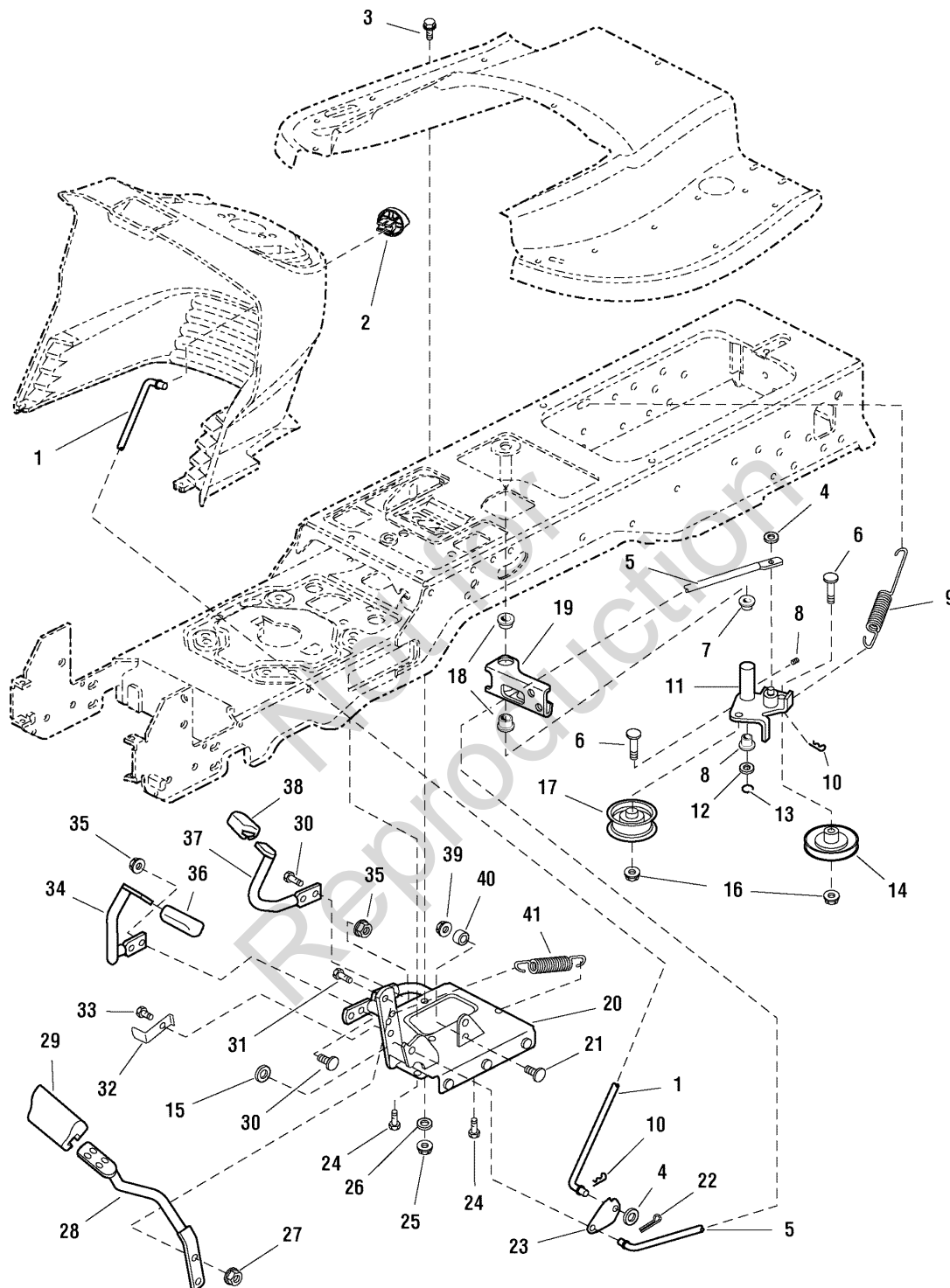
The above parts group applies to the following Mfg. Nos.:

1694629 - Broadmoor	1694635 - 2620H	2690273 - Broadmoor	2690279 - 1620H
1694630 - Broadmoor	1694636 - 2620H	2690274 - Broadmoor	2690280 - 1620H
1694631 - Broadmoor	1694682 - Broadmoor	2690275 - Broadmoor	2690281 - 2620H
1694632 - Broadmoor	1694683 - Broadmoor	2690276 - Broadmoor	2690282 - 2620H
1694633 - 1620H	1694807 - 2618	2690277 - Broadmoor	2690400 - 2618
1694634 - 1620H	1694844 - 2618H	2690278 - Broadmoor	2690407 - Broadmoor

Controls Group

986599

NOTE: Unless noted otherwise,
use the standard hardware torque
specification chart.



The above parts group applies to the following Mfg. Nos.:

1694629 - Broadmoor	1694635 - 2620H	2690273 - Broadmoor	2690279 - 1620H
1694630 - Broadmoor	1694636 - 2620H	2690274 - Broadmoor	2690280 - 1620H
1694631 - Broadmoor	1694682 - Broadmoor	2690275 - Broadmoor	2690281 - 2620H
1694632 - Broadmoor	1694683 - Broadmoor	2690276 - Broadmoor	2690282 - 2620H
1694633 - 1620H	1694807 - 2618	2690277 - Broadmoor	2690400 - 2618
1694634 - 1620H	1694844 - 2618H	2690278 - Broadmoor	2690407 - Broadmoor

Controls Group

REF NO	PART NO.	QTY.	DESCRIPTION
41	1721995SM	1	SPRING, Extension

Not for
Reproduction

Footnotes

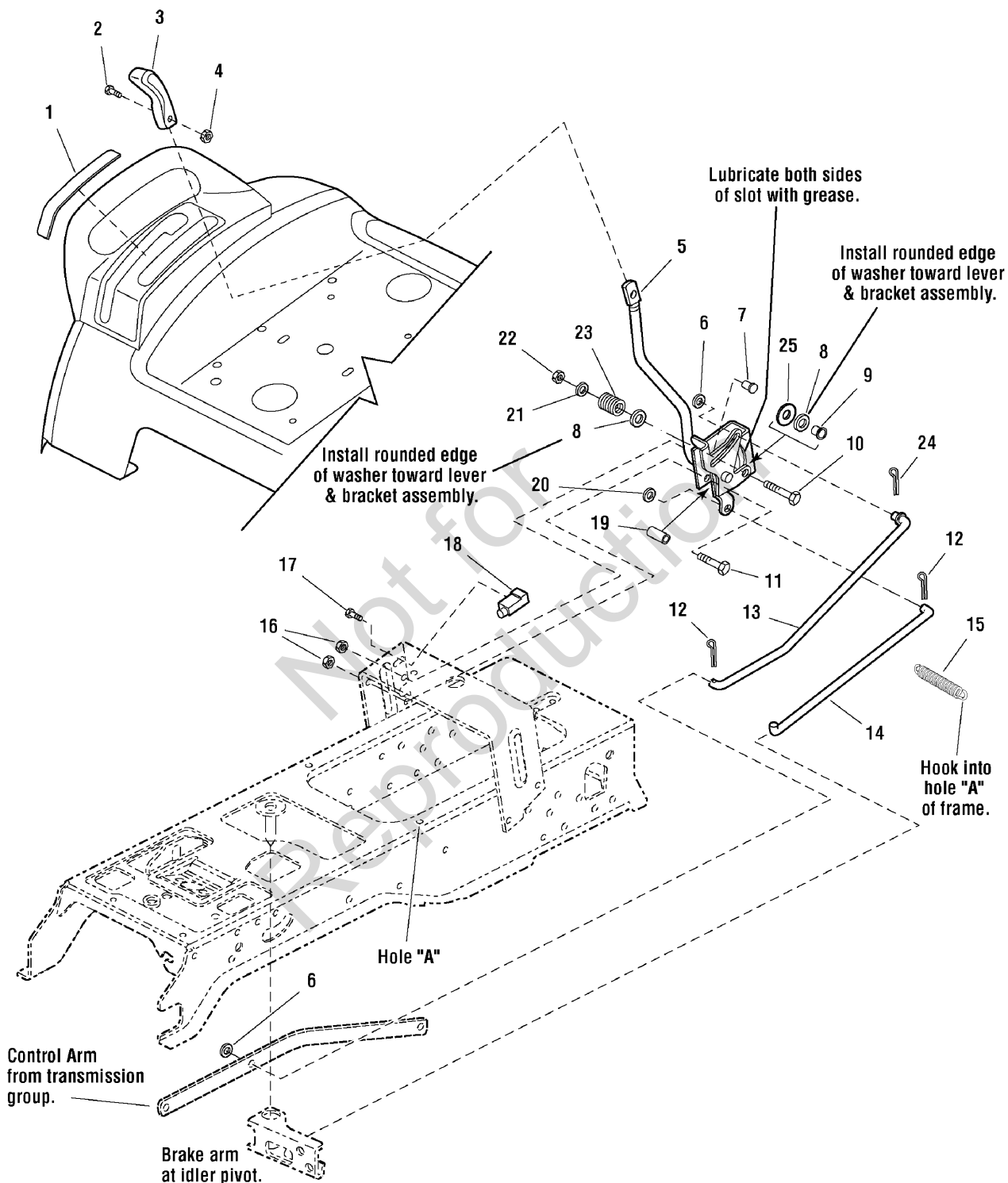
The above parts group applies to the following Mfg. Nos.:

1694629 - Broadmoor	1694635 - 2620H	2690273 - Broadmoor	2690279 - 1620H
1694630 - Broadmoor	1694636 - 2620H	2690274 - Broadmoor	2690280 - 1620H
1694631 - Broadmoor	1694682 - Broadmoor	2690275 - Broadmoor	2690281 - 2620H
1694632 - Broadmoor	1694683 - Broadmoor	2690276 - Broadmoor	2690282 - 2620H
1694633 - 1620H	1694807 - 2618	2690277 - Broadmoor	2690400 - 2618
1694634 - 1620H	1694844 - 2618H	2690278 - Broadmoor	2690407 - Broadmoor

Cruise Control Group

986190

NOTE: Unless noted otherwise, use the standard hardware torque specification chart.



The above parts group applies to the following Mfg. Nos.:

- 1694630 - Broadmoor
- 1694632 - Broadmoor
- 1694633 - 1620H
- 1694634 - 1620H
- 1694635 - 2620H
- 1694636 - 2620H

- 1694682 - Broadmoor
- 2690274 - Broadmoor
- 2690275 - Broadmoor
- 2690278 - Broadmoor
- 2690279 - 1620H
- 2690280 - 1620H

- 2690281 - 2620H
- 2690282 - 2620H
- 2690408 - Broadmoor
- 2690424 - 2620H
- 2690488 - Broadmoor
- 2690701 - Broadmoor

Cruise Control Group

REF NO	PART NO.	QTY.	DESCRIPTION
1	1723713SM	1	DECAL, Cruise & Lift
2	1960666SM	1	SCREW, Torque Head Plus Socket Head, 1/4-20 x 7/8
3	1722303SM	1	KNOB, Cruise
4	1920397SM	1	NUT, Hex Lock ESNA Light, 1/4-20
5	1722003SM	1	LEVER & BRACKET ASSEMBLY, Cruise
6	1960103SM	2	WASHER, 3/8, Black
7	1931333SM	1	CARRIAGE BOLT, 5/16-18 x 3/4
8	1926192SM	2	WASHER, 9/16 x 1-1/4 x 1/8
9	1709043SM	1	SPACER, w/Flange, 11/32 x 15/32 x 3/4
10	1931342SM	1	CARRIAGE BOLT, 5/16-18 x 2 3/4
11	1960273SM	1	CARRIAGE BOLT, 5/16-18 x 2-1/4
12	1722460SM	2	PIN, Quick
13	1722117SM	1	ROD, Cruise
14	1733719SM	1	ROD, Return
15	2159106SM	1	SPRING, Cruise Return to Frame
16	1960636SM	2	NUT, Hex KEPS, 5/16-18
17	1960001SM	2	CAPSCREW, Hex Washer Head Plastite, 10-14 x 5/8
18	1717050SM	1	SWITCH, Push, Neutral Start, Gray
19	1722080SM	1	SPACER, 11/32 x 5/8 x 1-13/32
20	1919326SM	1	WASHER, 5/16, Black
21	1919381SM	1	WASHER, 5/16, Black
22	1919438SM	1	NUT, Hex Lock ESNA Light, 5/16-18
23	1677746SM	1	SPRING, Compression
24	1918447SM	1	PIN, Cotter
25	1705928SM	1	DISC, Friction

Not for
Reproduction

Footnotes

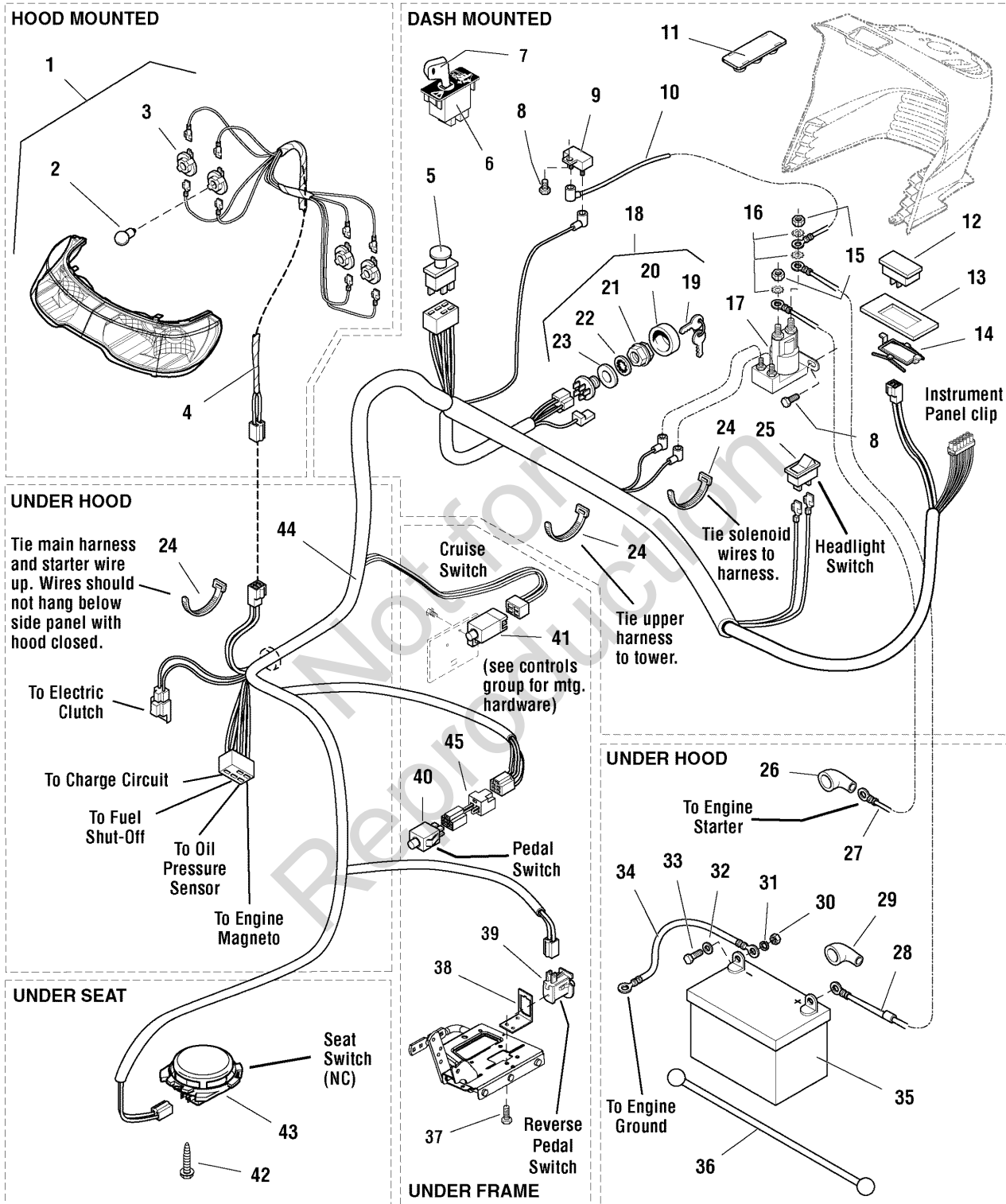
The above parts group applies to the following Mfg. Nos.:

1694630 - Broadmoor	1694682 - Broadmoor	2690281 - 2620H
1694632 - Broadmoor	2690274 - Broadmoor	2690282 - 2620H
1694633 - 1620H	2690275 - Broadmoor	2690408 - Broadmoor
1694634 - 1620H	2690278 - Broadmoor	2690424 - 2620H
1694635 - 2620H	2690279 - 1620H	2690488 - Broadmoor
1694636 - 2620H	2690280 - 1620H	2690701 - Broadmoor

Electrical Group

986604

NOTE: Unless noted otherwise, use the standard hardware torque specification chart.



The above parts group applies to the following Mfg. Nos.:

- | | | | |
|---------------------|---------------------|---------------------|---------------------|
| 1694629 - Broadmoor | 1694635 - 2620H | 2690273 - Broadmoor | 2690279 - 1620H |
| 1694630 - Broadmoor | 1694636 - 2620H | 2690274 - Broadmoor | 2690280 - 1620H |
| 1694631 - Broadmoor | 1694682 - Broadmoor | 2690275 - Broadmoor | 2690281 - 2620H |
| 1694632 - Broadmoor | 1694683 - Broadmoor | 2690276 - Broadmoor | 2690282 - 2620H |
| 1694633 - 1620H | 1694807 - 2618 | 2690277 - Broadmoor | 2690400 - 2618 |
| 1694634 - 1620H | 1694844 - 2618H | 2690278 - Broadmoor | 2690407 - Broadmoor |

Electrical Group

REF NO	PART NO.	QTY.	DESCRIPTION
1	1721810SM	1	HEADLIGHT ASSEMBLY, 4 Bulb, (Includes Ref. Nos. 2 & 3)
2	1677371SM	4	BULB, Headlight, 12.8V
3	1723451SM	4	SOCKET ASSEMBLY, Headlight, Sealed
4	1722669SM	1	HARNESS, Headlight
5	1722887SM	1	SWITCH, PTO Push/Pull Symbols
6	1726556SM	1	MODULE, RMO (Includes Ref. No. 7)
7	1726557SM	1	KEY, RMO Module Plastic
8	1925003SM	2	CAPSCREW, Hex Washer Head Taptite, 1/4-20 x 1/2, Black
9	1665238SM	1	BREAKER, Circuit, 12 Volt 20 Amps
10	1665237SM	1	WIRE, 12GA 5-15/16 Long, Red
11	1722611SM	1	PLUG, Hole, Square
12	1731184SM	1	HOUR METER, (Includes Ref. Nos. 12)
13	1725524SM	1	PLUG, Dash
14	1725835SM	1	CLIP, Hour Meter (Service Only)
15	2820263SM	2	NUT, Hex, 5/16-24
16	2820426SM	3	LOCKWASHER, External Tooth, 5/16
17	1722739SM	1	SOLENOID
18	1686734SM	1	SWITCH ASSEMBLY, Ignition, 6 Pin, (Includes Ref. Nos. 17, 18, 19, 20 & 21)
19	1717163SM	1	KEYS, Set of 2
20	1717550SM	1	COVER, For Ignition Switch, Plastic
21	1717549SM	1	NUT, Hex Flange, 5/8-32, Ignition Switch
22	1960547SM	1	LOCKWASHER, Internal Tooth, 5/8, Thin
23	2101025SM	1	WASHER, Shim
24	1701011SM	3	TIE, Strap, 7-5/16 Long
25	1716951SM	1	SWITCH, Headlights , 2 Terminal
26	1713535SM	1	BOOT, Insulator Cable Terminal, 1-15/16 Long, Red
27	1721830SM	1	CABLE, #6 x 25" Long, Ring Terminals
28	1603618SM	1	CABLE, #6 x 8" Long, Ring Terminals
29	1677296SM	1	BOOT, Insulator Battery Terminal
30	2816622SM	3	NUT, Hex, 1/4-20
31	2816964SM	2	LOCKWASHER, 1/4
32	2821319SM	2	WASHER, 1/4
33	2823341SM	2	CAPSCREW, Hex Head, 1/4-20 x 3/4
34	1713163SM	1	CABLE, #6 x 26 Long, Ring Terminal
35	1685215SM	1	BATTERY, 12 Volt
36	1722009SM	1	STRAP, Battery, 14 Long, Rubber
37	1929000SM	2	CAPSCREW, Hex Head Taptite, 1/4-20 x 3/8
38	1726810ASM	1	BRACKET, Switch Mount
39	1732004SM	1	SWITCH, Reverse Pedal
40	1732006SM	1	SWITCH, Push Button, Foot Pedal

Footnotes

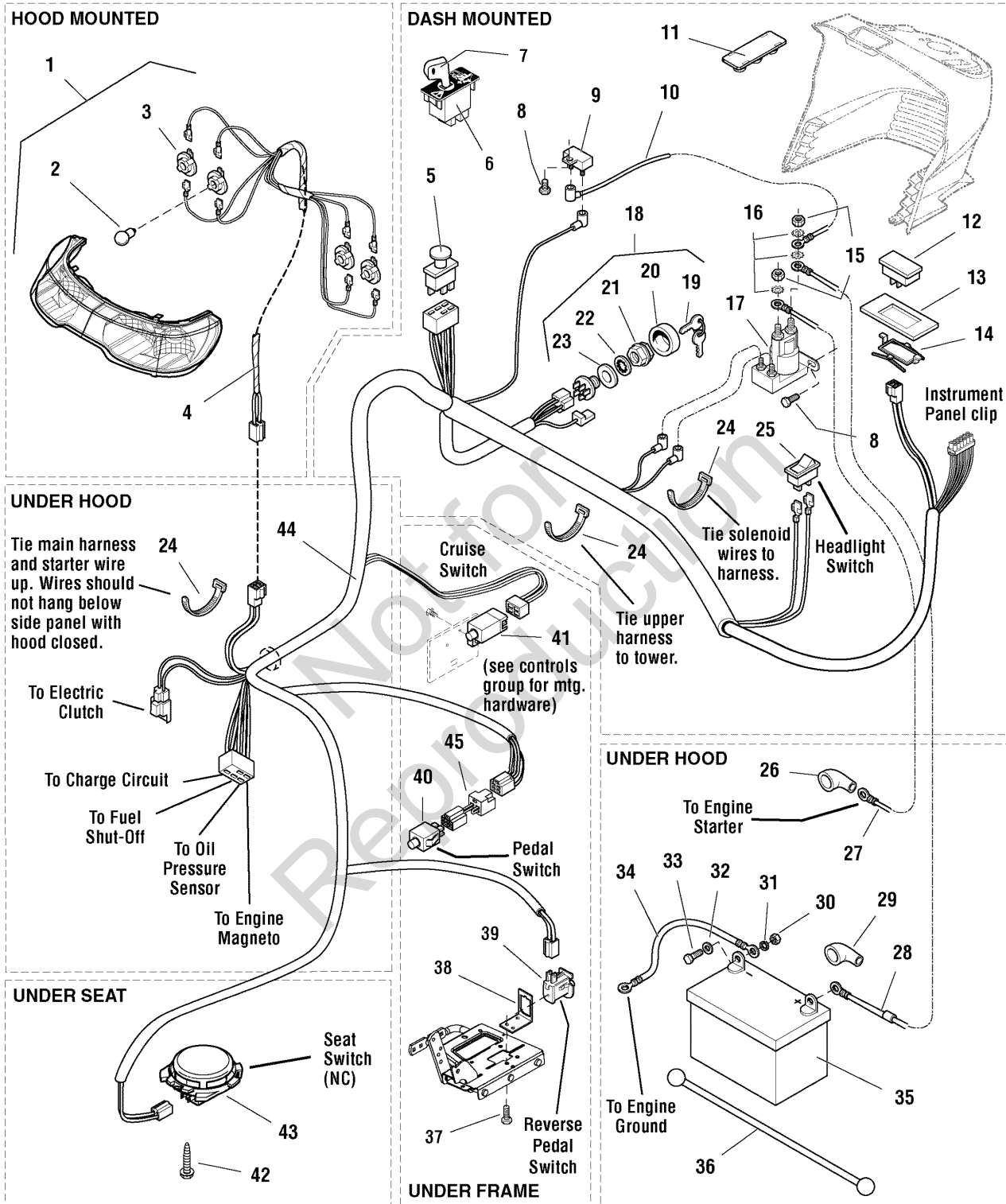
The above parts group applies to the following Mfg. Nos.:

1694629 - Broadmoor	1694635 - 2620H	2690273 - Broadmoor	2690279 - 1620H
1694630 - Broadmoor	1694636 - 2620H	2690274 - Broadmoor	2690280 - 1620H
1694631 - Broadmoor	1694682 - Broadmoor	2690275 - Broadmoor	2690281 - 2620H
1694632 - Broadmoor	1694683 - Broadmoor	2690276 - Broadmoor	2690282 - 2620H
1694633 - 1620H	1694807 - 2618	2690277 - Broadmoor	2690400 - 2618
1694634 - 1620H	1694844 - 2618H	2690278 - Broadmoor	2690407 - Broadmoor

Electrical Group

986604

NOTE: Unless noted otherwise, use the standard hardware torque specification chart.



The above parts group applies to the following Mfg. Nos.:

- | | | | |
|---------------------|---------------------|---------------------|---------------------|
| 1694629 - Broadmoor | 1694635 - 2620H | 2690273 - Broadmoor | 2690279 - 1620H |
| 1694630 - Broadmoor | 1694636 - 2620H | 2690274 - Broadmoor | 2690280 - 1620H |
| 1694631 - Broadmoor | 1694682 - Broadmoor | 2690275 - Broadmoor | 2690281 - 2620H |
| 1694632 - Broadmoor | 1694683 - Broadmoor | 2690276 - Broadmoor | 2690282 - 2620H |
| 1694633 - 1620H | 1694807 - 2618 | 2690277 - Broadmoor | 2690400 - 2618 |
| 1694634 - 1620H | 1694844 - 2618H | 2690278 - Broadmoor | 2690407 - Broadmoor |

Electrical Group

REF NO	PART NO.	QTY.	DESCRIPTION
41	1717050SM	1	SWITCH, Cruise Control, Grey, NO
42	1960536SM	2	CAPSCREW, Hex Washer Head Plastite, 1/4 x 1/2
43	1716368SM	1	SWITCH, Seat, Grey, NC
44	1730192SM	1	HARNESS, Wiring
45	1734025SM	1	WIRING ASSEMBLY, All Conditions Shutdown (CE/Export)

Not for
Reproduction

Footnotes

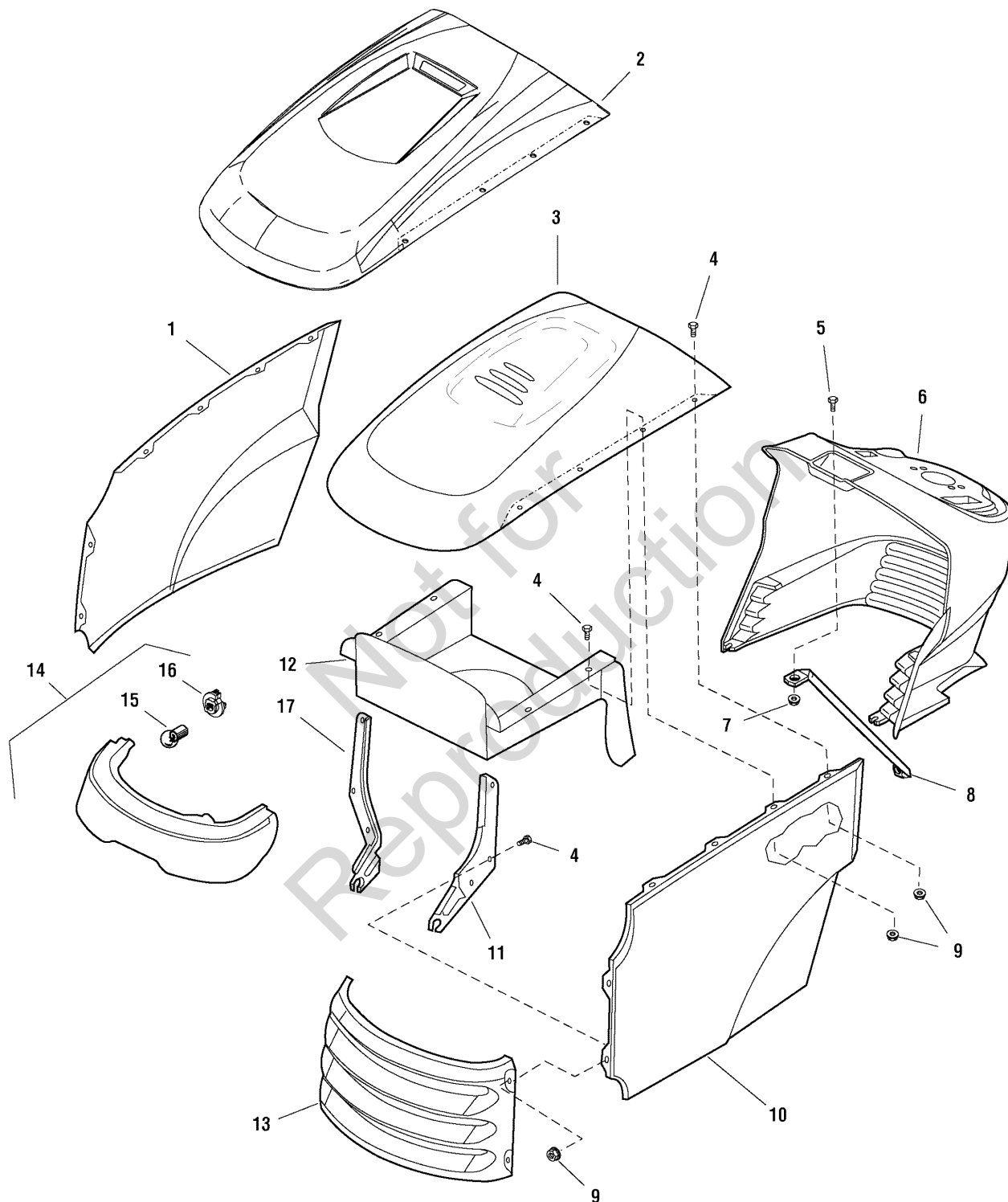
The above parts group applies to the following Mfg. Nos.:

1694629 - Broadmoor	1694635 - 2620H	2690273 - Broadmoor	2690279 - 1620H
1694630 - Broadmoor	1694636 - 2620H	2690274 - Broadmoor	2690280 - 1620H
1694631 - Broadmoor	1694682 - Broadmoor	2690275 - Broadmoor	2690281 - 2620H
1694632 - Broadmoor	1694683 - Broadmoor	2690276 - Broadmoor	2690282 - 2620H
1694633 - 1620H	1694807 - 2618	2690277 - Broadmoor	2690400 - 2618
1694634 - 1620H	1694844 - 2618H	2690278 - Broadmoor	2690407 - Broadmoor

Hood, Grille & Dash Group

986608

NOTE: Unless noted otherwise,
use the standard hardware torque
specification chart.



The above parts group applies to the following Mfg. Nos.:

1694629 - Broadmoor
1694630 - Broadmoor
1694631 - Broadmoor
1694632 - Broadmoor
1694633 - 1620H
1694634 - 1620H

1694635 - 2620H
1694636 - 2620H
1694682 - Broadmoor
1694683 - Broadmoor
1694807 - 2618
1694844 - 2618H

2690273 - Broadmoor
2690274 - Broadmoor
2690275 - Broadmoor
2690276 - Broadmoor
2690277 - Broadmoor
2690278 - Broadmoor

2690279 - 1620H
2690280 - 1620H
2690281 - 2620H
2690282 - 2620H
2690400 - 2618
2690407 - Broadmoor

Hood, Grille & Dash Group

REF NO	PART NO.	QTY.	DESCRIPTION
1	1721804CSM	1	PANEL, RH Side
1	1721804DSM	1	PANEL, RH Side, Red
2	1728031DSM	1	HOOD, with Scoop, Red
3	1722110CSM	1	HOOD, with Louvers
4	1960295SM	12	CAPSCREW, Hex Head Flange Lock, 1/4-20 x 5/8
5	1960392SM	1	SCREW, Phillips Head, #10-24 x 1/2
6	1687054SM	1	DASHBOARD, RMO, Black
6	1687055SM	1	DASHBOARD, RMO with Hydra Lift Slot, Black
7	1933896SM	1	NUT, Hex Nylock, #10-24
8	1723123SM	1	ROD, Dash Support
9	1930641SM	12	NUT, Hex Flange Lock, 1/4-20
10	1721803CSM	1	PANEL, LH Side
10	1721803DSM	1	PANEL, LH Side, Red
11	1721808ASM	1	HINGE, LH
12	1733457ASM	1	DUCT, Air Inlet
13	1721802CSM	1	GRILLE
13	1721802DSM	1	GRILLE, Red
14	1721810SM	1	HEADLIGHT ASSEMBLY (Includes Ref. Nos. 15 & 16)
15	1677371SM	4	BULB, Headlight
16	1723451SM	4	SOCKET, Headlight
17	1721809ASM	1	HINGE, RH

Not for
Reproduction

Footnotes

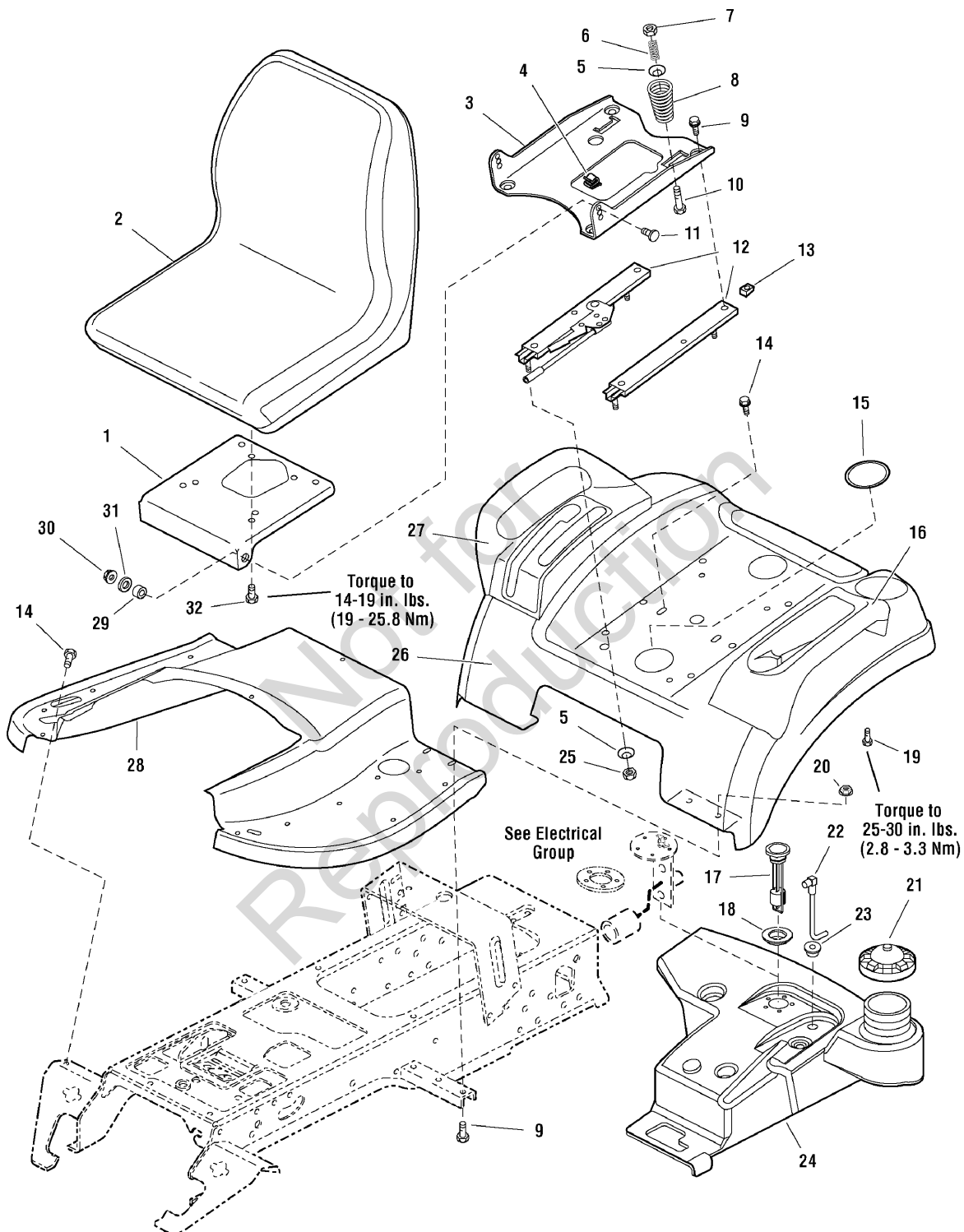
The above parts group applies to the following Mfg. Nos.:

1694629 - Broadmoor	1694635 - 2620H	2690273 - Broadmoor	2690279 - 1620H
1694630 - Broadmoor	1694636 - 2620H	2690274 - Broadmoor	2690280 - 1620H
1694631 - Broadmoor	1694682 - Broadmoor	2690275 - Broadmoor	2690281 - 2620H
1694632 - Broadmoor	1694683 - Broadmoor	2690276 - Broadmoor	2690282 - 2620H
1694633 - 1620H	1694807 - 2618	2690277 - Broadmoor	2690400 - 2618
1694634 - 1620H	1694844 - 2618H	2690278 - Broadmoor	2690407 - Broadmoor

Seat & Seat Deck Group

985908

NOTE: Unless noted otherwise, use the standard hardware torque specification chart.



The above parts group applies to the following Mfg. Nos.:

1694629 - Broadmoor	1694635 - 2620H	2690273 - Broadmoor	2690279 - 1620H
1694630 - Broadmoor	1694636 - 2620H	2690274 - Broadmoor	2690280 - 1620H
1694631 - Broadmoor	1694682 - Broadmoor	2690275 - Broadmoor	2690281 - 2620H
1694632 - Broadmoor	1694683 - Broadmoor	2690276 - Broadmoor	2690282 - 2620H
1694633 - 1620H	1694807 - 2618	2690277 - Broadmoor	2690400 - 2618
1694634 - 1620H	1694844 - 2618H	2690278 - Broadmoor	2690407 - Broadmoor

Seat & Seat Deck Group

REF NO	PART NO.	QTY.	DESCRIPTION
1	1722129ASM	1	BRACKET, 1-5/8 x 1-3/4
2	1687199SM	1	* SEAT, 18" Back, Optional
2	1687201SM	1	* SEAT, 15" Back, Standard
3	1722128ASM	1	SUPPORT, Seat
4	2172434SM	1	CLIP, Wire
5	1709256SM	2	WASHER, Spring, 5/16 x 1-1/4, Black
6	1714263SM	2	SPRING, Compression
7	1919438SM	10	NUT, Hex Lock, ESNA Light 5/16-18
8	1717051SM	2	SPRING, Compression
9	1930591SM	8	CAPSCREW, Hex Flange Whiz Lock, 5/16-18 x 3/4
10	1931339SM	2	CARRIAGE BOLT, 5/16-18 x 2
11	1931350SM	2	CARRIAGE BOLT, 3/8-16 x 1
12	1722356SM	1	SLIDE, Seat
13	1935255SM	4	NUT, Speed, 5/16-18, Lug
14	1930601SM	4	CAPSCREW, Hex Washer Head Taptite, 5/16-18 x 5/8
15	1722309SM	2	PLUG, Plastic
16	1729711SM	1	POD, with Cup Holder, LH
17	1722300SM	1	FUEL GAUGE
18	1722337SM	1	GROMMET
19	2860664SM	8	CAPSCREW, Hex Head Dog Point, 1/4-20 x 7/8
20	1931277SM	4	NUT, Hex Flange Whiz Lock, 5/16-18
21	1715917SM	1	CAP, Gas
22	1722340SM	1	TUBE & ELBOW ASSEMBLY
23	1654930SM	1	BUSHING, 3/8 x 9/16 x 5/8, Rubber
24	1722432SM	1	TANK, Fuel
25	1960636SM	8	NUT, Hex KEPS, 5/16-18
26	1722106CSM	1	DECK, Seat, Orange
26	1722106DSM	1	DECK, Seat, Red
27	1722108SM	1	POD, RH with 2 Slots
28	1722105CSM	1	TUNNEL, Orange
28	1722105DSM	1	TUNNEL, Red
29	1663752SM	2	SPACER, 25/64 x 5/8 x 3/16, Hardened
30	1930645SM	2	NUT, Hex Flange Two-Way Lock, 3/8-16
31	1924940SM	2	WASHER, 3/8
32	1960667SM	4	CAPSCREW, Hex Flange Whiz Lock Dog Point, 5/16-18 x 1

Footnotes

Note* Arm Rest Kit - 1686907

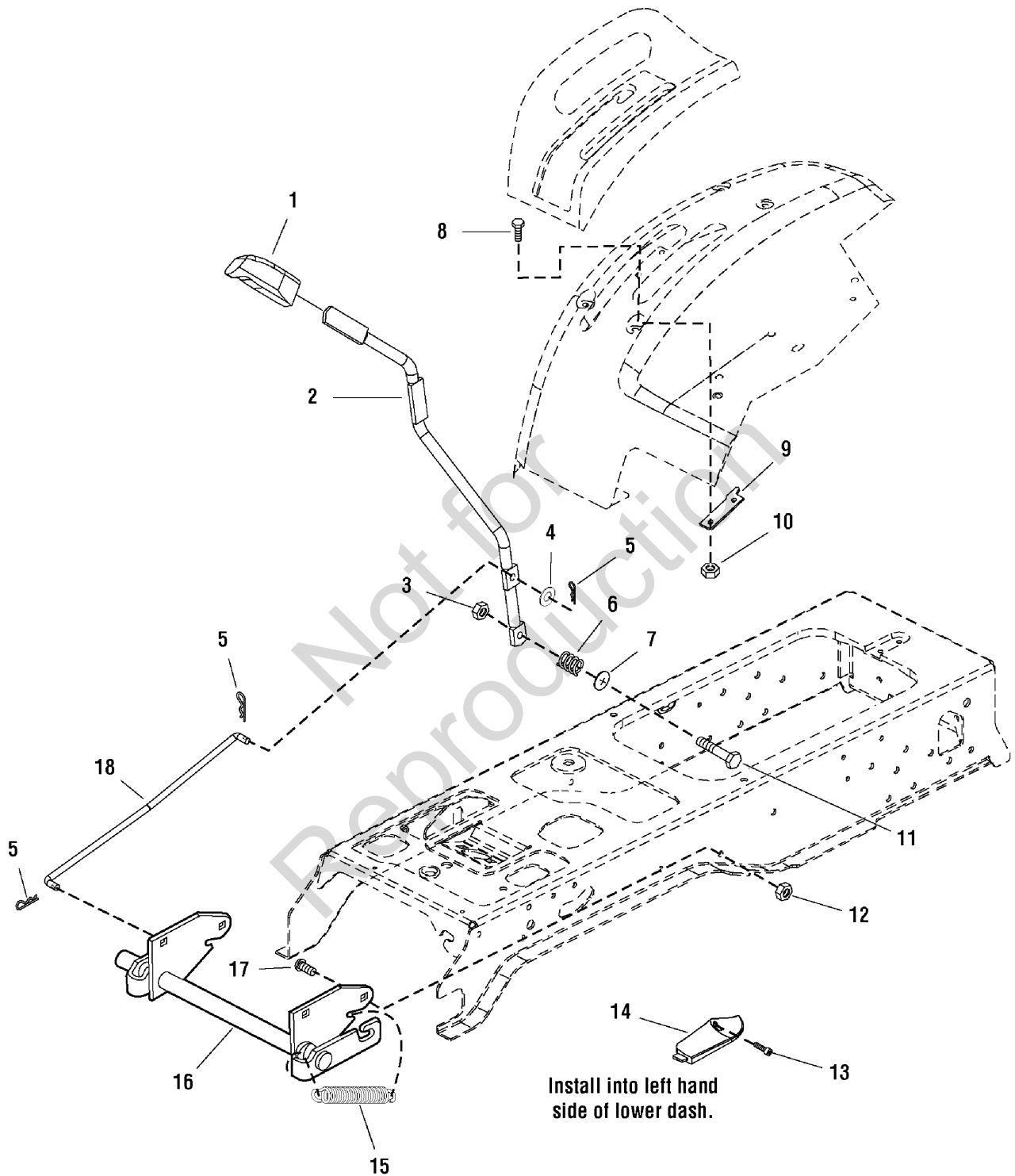
The above parts group applies to the following Mfg. Nos.:

1694629 - Broadmoor	1694635 - 2620H	2690273 - Broadmoor	2690279 - 1620H
1694630 - Broadmoor	1694636 - 2620H	2690274 - Broadmoor	2690280 - 1620H
1694631 - Broadmoor	1694682 - Broadmoor	2690275 - Broadmoor	2690281 - 2620H
1694632 - Broadmoor	1694683 - Broadmoor	2690276 - Broadmoor	2690282 - 2620H
1694633 - 1620H	1694807 - 2618	2690277 - Broadmoor	2690400 - 2618
1694634 - 1620H	1694844 - 2618H	2690278 - Broadmoor	2690407 - Broadmoor

Lift Group - Manual Lift

986412

NOTE: Unless noted otherwise,
use the standard hardware torque
specification chart.



The above parts group applies to the following Mfg. Nos.:

1694632 - Broadmoor

1694634 - 1620H

1694636 - 2620H

2690278 - Broadmoor

2690280 - 1620H

2690282 - 2620H

Lift Group - Manual Lift

REF NO	PART NO.	QTY.	DESCRIPTION
1	1722302SM	1	GRIP, Black Vinyl
2	1722024ASM	1	ROD, Lift Lever with Flats
3	1930645SM	1	NUT, Hex Flange Lock, 3/8-16
4	1924940SM	1	WASHER
5	1722460SM	2	PIN, Quick
6	2162085SM	1	SPRING, Compression
7	1723866SM	1	NUT, Push, 3/8
8	1923341SM	2	CAPSCREW, Hex Head, 1/4-20 x 3/4
9	1722284ASM	1	QUADRANT
10	1920397SM	2	NUT, Hex Lock ESNA, 1/4-20
11	1923701SM	1	CAPSCREW, Hex Head, 3/8-16 x 2
12	1960636SM	4	NUT, KEPS Lock, 5/16-18
13	1722607SM	1	SCREW, Torx Head, # 8-16 x 1/2
14	1722285SM	1	COVER, Dash
15	2156302SM	1	SPRING, Extension, 4-1/8
16	1727437ASM	1	LIFT SHAFT ASSEMBLY,
17	1931333SM	4	CARIAGE BOLT, 5/16-18 x 3/4
18	1725638SM	1	ROD, Lift

Not for
Reproduction

Footnotes

The above parts group applies to the following Mfg. Nos.:

1694632 - Broadmoor

1694634 - 1620H

1694636 - 2620H

2690278 - Broadmoor

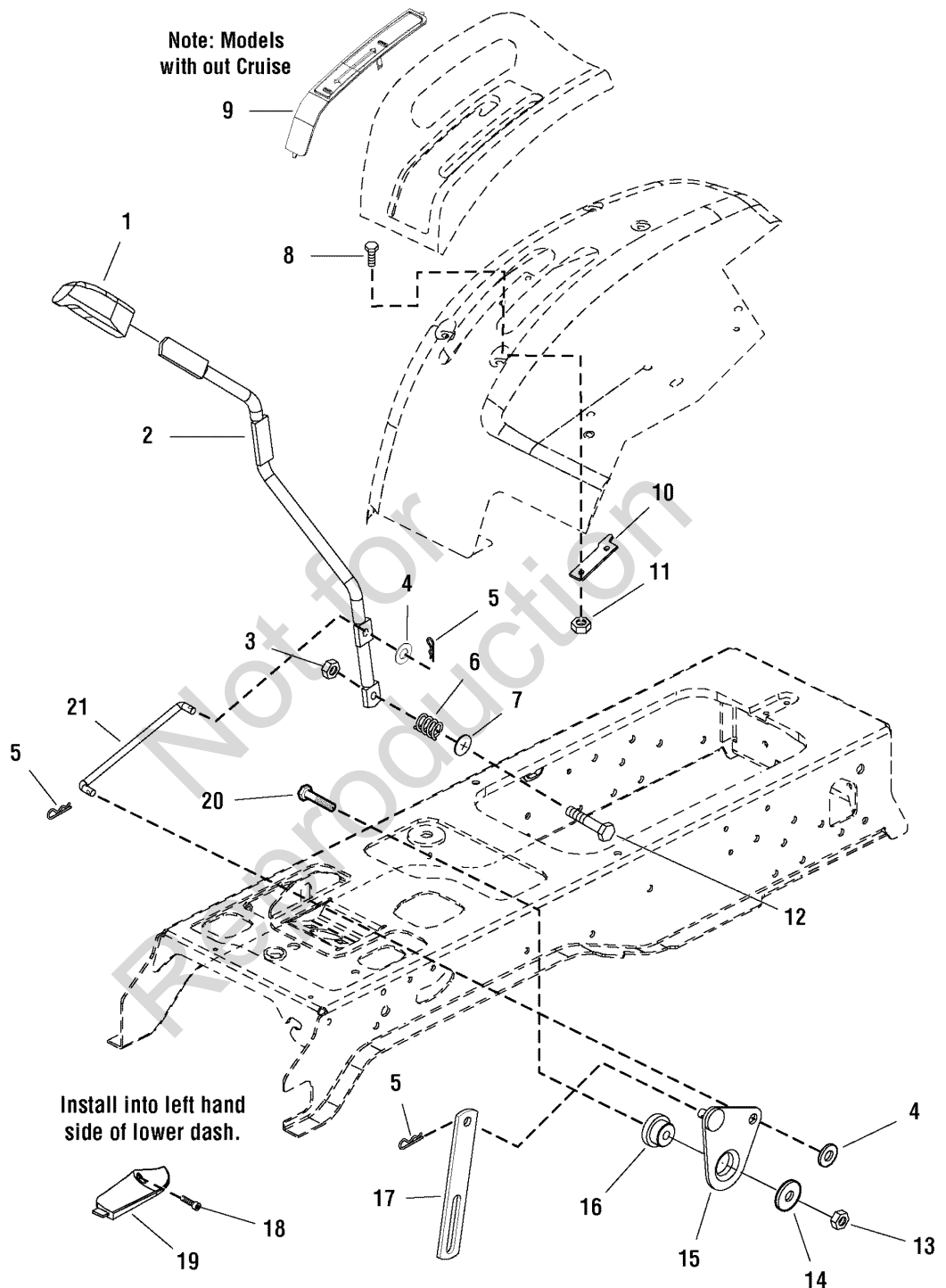
2690280 - 1620H

2690282 - 2620H

Lift Group - Manual Lift with Cruise Control

986780

NOTE: Unless noted otherwise, use the standard hardware torque specification chart.



The above parts group applies to the following Mfg. Nos.:

- | | | | |
|---------------------|---------------------|---------------------|---------------------|
| 1694629 - Broadmoor | 1694683 - Broadmoor | 2690276 - Broadmoor | 2690408 - Broadmoor |
| 1694630 - Broadmoor | 1694807 - 2618 | 2690277 - Broadmoor | 2690424 - 2620H |
| 1694631 - Broadmoor | 1694844 - 2618H | 2690279 - 1620H | 2690430 - 2618H |
| 1694633 - 1620H | 2690273 - Broadmoor | 2690281 - 2620H | 2690488 - Broadmoor |
| 1694635 - 2620H | 2690274 - Broadmoor | 2690400 - 2618 | 2690701 - Broadmoor |
| 1694682 - Broadmoor | 2690275 - Broadmoor | 2690407 - Broadmoor | |

Lift Group - Manual Lift with Cruise Control

REF NO	PART NO.	QTY.	DESCRIPTION
1	1722302SM	1	GRIP, Black Vinyl
2	1722024ASM	1	ROD, Lift Lever with Flats
3	1930645SM	1	NUT, Hex Flange Lock, 3/8-16
4	1924940SM	1	WASHER
5	1722460SM	2	PIN, Quick
6	2162085SM	1	SPRING, Compression
7	1723866SM	1	NUT, Push, 3/8
8	1923341SM	2	CAPSCREW, Hex Head, 1/4-20 x 3/4
9	1722313SM	1	PLUG, Lift Cover (Models without Cruise Control)
10	1722284ASM	1	QUADRANT
11	1920397SM	2	NUT, Hex Lock ESNA, 1/4-20
12	1923701SM	1	CAPSCREW, Hex Head, 3/8-16 x 2
13	1919438SM	4	NUT, ESNA Lock, 5/16-18
14	1960044SM	1	WASHER, Flat, 5/16 x 1-1/4
15	1722491SM	1	CAM ASSEMBLY, Lift
16	1704629SM	1	SPACER
17	1727083ASM	1	LINK, Lift Upper
18	1722607SM	1	SCREW, Torx Head, # 8-16 x 1/2
19	1722285SM	1	COVER, Dash
20	1921977SM	4	CAPSCREW, Hex Head, 5/16-18 x 1-1/4
21	1721789SM	1	ROD, Lift

Not for
Reproduction

Footnotes

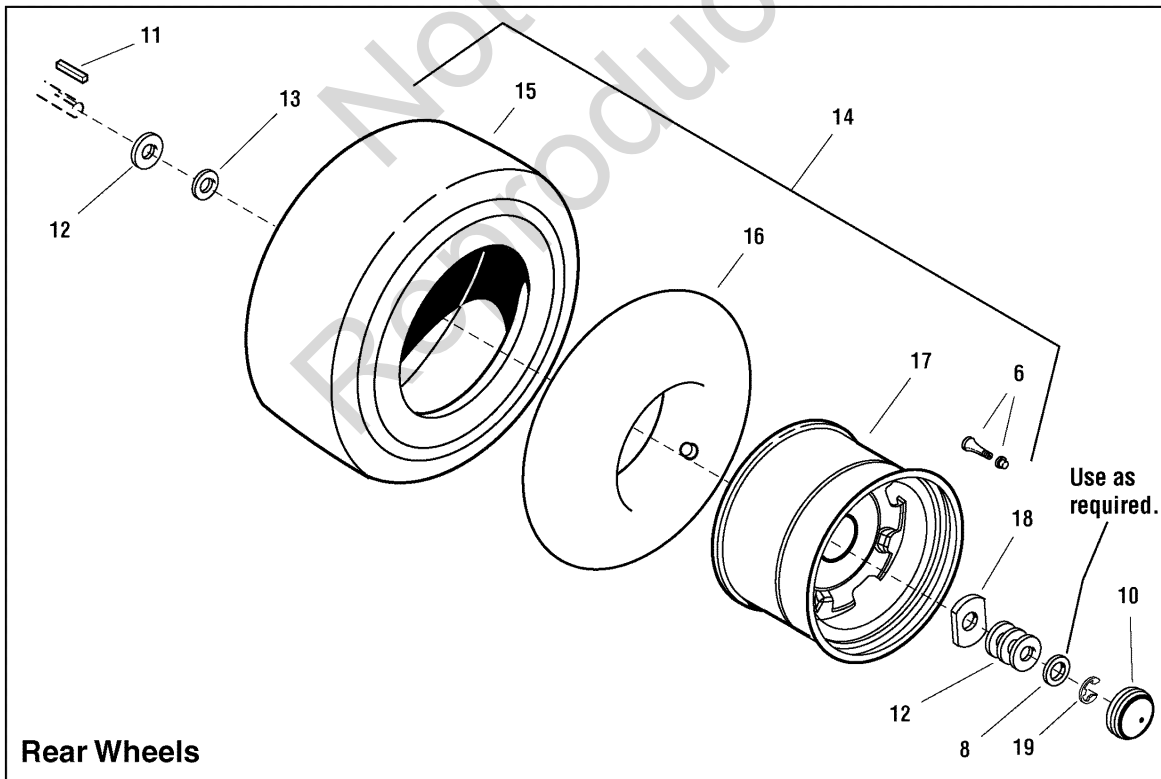
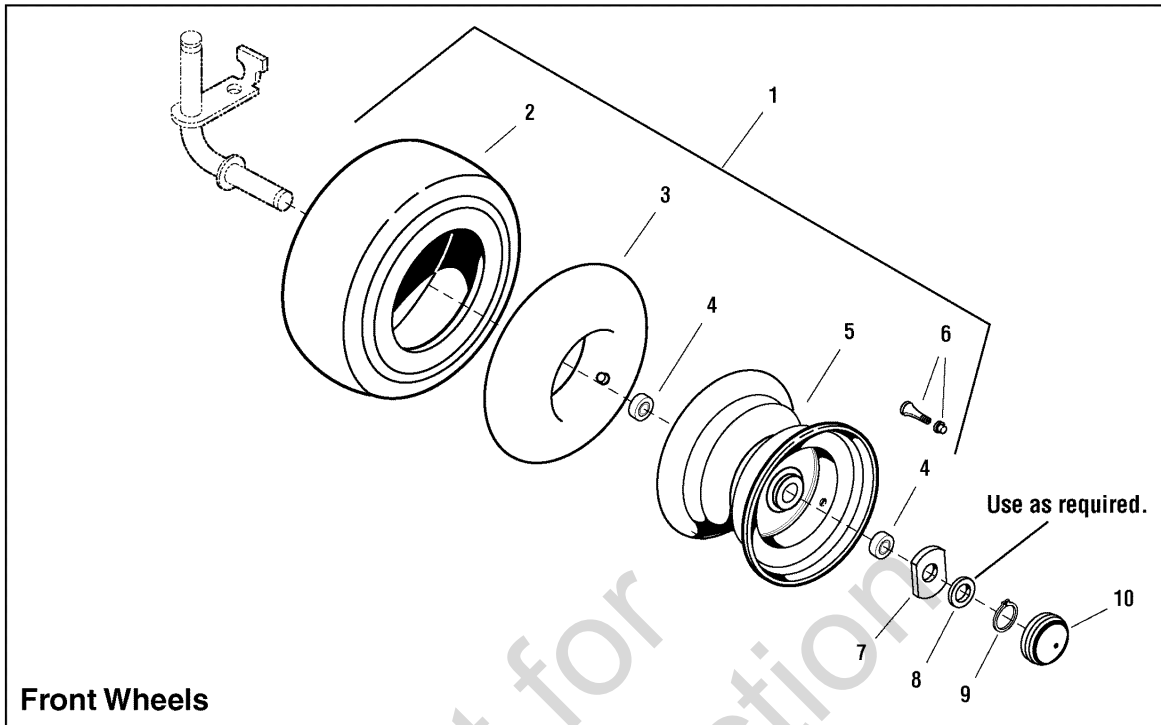
The above parts group applies to the following Mfg. Nos.:

1694629 - Broadmoor	1694683 - Broadmoor	2690276 - Broadmoor	2690408 - Broadmoor
1694630 - Broadmoor	1694807 - 2618	2690277 - Broadmoor	2690424 - 2620H
1694631 - Broadmoor	1694844 - 2618H	2690279 - 1620H	2690430 - 2618H
1694633 - 1620H	2690273 - Broadmoor	2690281 - 2620H	2690488 - Broadmoor
1694635 - 2620H	2690274 - Broadmoor	2690400 - 2618	2690701 - Broadmoor
1694682 - Broadmoor	2690275 - Broadmoor	2690407 - Broadmoor	

Wheels & Tires Group

W986614

NOTE: Unless noted otherwise,
use the standard hardware torque
specification chart.



The above parts group applies to the following Mfg. Nos.:

1694629 - Broadmoor
1694630 - Broadmoor
1694631 - Broadmoor
1694632 - Broadmoor
1694633 - 1620H

1694635 - 2620H
1694636 - 2620H
1694682 - Broadmoor
1694683 - Broadmoor
1694807 - 2618
2690273 - Broadmoor

2690274 - Broadmoor
2690275 - Broadmoor
2690276 - Broadmoor
2690277 - Broadmoor
2690278 - Broadmoor
2690279 - 1620H

2690280 - 1620H
2690281 - 2620H
2690282 - 2620H
2690400 - 2618
2690407 - Broadmoor
2690408 - Broadmoor

Wheels & Tires Group

REF NO	PART NO.	QTY.	DESCRIPTION
1	1732202SM	2	WHEEL & TIRE ASSEMBLY, Front, (Includes Ref. Nos. 2, 3, 4, 5, & 6)
2	1722838SM	1	TIRE, 15 x 6, Super Turf
3	1664090SM	1	TUBE, Tire, Front, 4.10/3.50
4	1717056SM	2	BEARING, Ball
5	1722837SM	1	WHEEL, 4-1/2" x 6"
6	2172353SM	4	VALVE STEM & CAP ASSEMBLY
7	1722726SM	2	WASHER, Flat 1 (Double D)
8	1919394SM	4	WASHER, 1, (As Required for All Front)
9	2832577SM	2	RING, Retaining, External #98
10	1722676SM	4	CAP, Hub, Gray
11	1729279SM	2	KEY, Parellel, 3/16 x 3/16 x 1-1/2
12	2860202SM	4	WASHER, 3/4
13	1960114SM	2	WASHER
14	1726491SM	2	WHEEL & TIRE ASSEMBLY, (Includes Ref. Nos. 6, 15, 16 & 17)
15	1727136SM	1	TIRE, 22 x 10, 10 Super Turf
16	2173477SM	1	TUBE, Tire, 20 x 8, Rear
17	1726492SM	1	WHEEL, 7 x 9.97, W/ 3/4 OD Shaft
18	1722717SM	2	WASHER, Special
19	2827794SM	2	RING, "E" External

Not for
Reproduction

Footnotes


The above parts group applies to the following Mfg. Nos.:

1694629 - Broadmoor	1694635 - 2620H	2690274 - Broadmoor	2690280 - 1620H
1694630 - Broadmoor	1694636 - 2620H	2690275 - Broadmoor	2690281 - 2620H
1694631 - Broadmoor	1694682 - Broadmoor	2690276 - Broadmoor	2690282 - 2620H
1694632 - Broadmoor	1694683 - Broadmoor	2690277 - Broadmoor	2690400 - 2618
1694633 - 1620H	1694807 - 2618	2690278 - Broadmoor	2690407 - Broadmoor
1694634 - 1620H	2690273 - Broadmoor	2690279 - 1620H	2690408 - Broadmoor

Decals - Brand & Model

NOTE: Unless noted otherwise, use the standard hardware torque specification chart.

B986614



The above parts group applies to the following Mfg. Nos.:

1694629 - Broadmoor
 1694630 - Broadmoor
 1694631 - Broadmoor
 1694632 - Broadmoor
 1694633 - 1620H

1694635 - 2620H
 1694636 - 2620H
 1694682 - Broadmoor
 1694683 - Broadmoor
 1694807 - 2618
 2690273 - Broadmoor

2690274 - Broadmoor
 2690275 - Broadmoor
 2690276 - Broadmoor
 2690277 - Broadmoor
 2690278 - Broadmoor
 2690279 - 1620H

2690280 - 1620H
 2690281 - 2620H
 2690282 - 2620H
 2690400 - 2618
 2690407 - Broadmoor
 2690408 - Broadmoor

Decals - Brand & Model

REF NO	PART NO.	QTY.	DESCRIPTION
1	1731418SM	1	DECAL, ICON Simplicity, Orange
2	1722551SM	3	DECAL, Simplicity, Silver & Blue w/Icon
3	1722776SM	1	DECAL, Broadmoor, Silver & Blue
4	1722773SM	1	DECAL, Hood Stripe, RH, Simplicity, Blue & Silver
4	1722774SM	1	DECAL, Hood Stripe, LH, Simplicity, Blue & Silver
5	1708926SM	1	DECAL, AGCO, Logo Black, Chrome, Orange
6	1727069SM	1	DECAL, 1620, White, AGCO
7	1722818SM	1	DECAL, Hood Stripe, RH, AGCO
7	1722817SM	1	DECAL, Hood Stripe, LH, AGCO
8	1714363SM	1	DECAL, Massey Ferguson Logo, 3 Triangles
9	1725646SM	1	DECAL, 2618, Black, Massey Ferguson
9	1728112SM	1	DECAL, 2618, Cool Grey, Massey Ferguson
9	1727070SM	2	DECAL, 2620, Black, Massey Ferguson
9	1728054SM	2	DECAL, 2620, Cool Grey, Massey Ferguson
10	1727783SM	1	DECAL, Hood Stripe, LH, Massey Ferguson
10	1727784SM	1	DECAL, Hood Stripe, RH, Massey Ferguson

Not for
Reproduction

Footnotes

The above parts group applies to the following Mfg. Nos.:

1694629 - Broadmoor	1694635 - 2620H	2690274 - Broadmoor	2690280 - 1620H
1694630 - Broadmoor	1694636 - 2620H	2690275 - Broadmoor	2690281 - 2620H
1694631 - Broadmoor	1694682 - Broadmoor	2690276 - Broadmoor	2690282 - 2620H
1694632 - Broadmoor	1694683 - Broadmoor	2690277 - Broadmoor	2690400 - 2618
1694633 - 1620H	1694807 - 2618	2690278 - Broadmoor	2690407 - Broadmoor
1694634 - 1620H	2690273 - Broadmoor	2690279 - 1620H	2690408 - Broadmoor

Decals - Safety & Common

NOTE: Unless noted otherwise, use the standard hardware torque specification chart.

C986614

1 - Seat area

2 - Front wheel

3 - Front fender

4 - Front suspension

5 - Rear axle

6 - Rear wheel

7 - Rear fender

8 - Deck

9 - Deck housing

10 - Rear wheel

11 - Deck housing

12 - Deck

13 - Deck housing

14 - Deck housing

15 - Deck housing

16 - Deck housing

17 - Deck housing

18 - Deck housing

19 - Deck housing

20 - Deck housing

MOWER BELTS & BLADES	
38" Mower Deck	170884
Mower Blade - Left	170888
Mower Blade - Right	170891
44" Mower Deck	169275
Deck Drive Shaft	169281
Mower Blade - Left	170888
Mower Blade - Right	170891
50" Mower Deck	169276
Deck Drive Shaft	169281
Mower Blade - Left	170888
Mower Blade - Right	170891
40" Mower Deck	169277
Deck Drive Shaft	169281
Mower Blade - Left	170888
Mower Blade - Right	170891

For safety and reliability, use an approved manufacturer's replacement parts. For more information, visit our website at www.bridggs.com or call 1-800-4-A-GRASS.

The above parts group applies to the following Mfg. Nos.:

- | | | | |
|---------------------|---------------------|---------------------|---------------------|
| 1694629 - Broadmoor | 1694635 - 2620H | 2690274 - Broadmoor | 2690280 - 1620H |
| 1694630 - Broadmoor | 1694636 - 2620H | 2690275 - Broadmoor | 2690281 - 2620H |
| 1694631 - Broadmoor | 1694682 - Broadmoor | 2690276 - Broadmoor | 2690282 - 2620H |
| 1694632 - Broadmoor | 1694683 - Broadmoor | 2690277 - Broadmoor | 2690400 - 2618 |
| 1694633 - 1620H | 1694807 - 2618 | 2690278 - Broadmoor | 2690407 - Broadmoor |
| 1694634 - 1620H | 2690273 - Broadmoor | 2690279 - 1620H | 2690408 - Broadmoor |

Decals - Safety & Common

REF NO	PART NO.	QTY.	DESCRIPTION
1	1722806SM	1	DECAL, Ignition Switch Symbols, White/Black
2	1718025SM	1	DECAL, Automatic Control Traction
3	1722779SM		DECAL, 18HP
3	1722780SM	1	DECAL, 20HP
4	1726923SM	1	DECAL, Tunnel Cover, Danger Slopes/Blades
4	1734027SM	1	DECAL, Tunnel Cover, Danger Slopes/Blades, (Export)
5	1727014SM	1	DECAL, Drive Belts, Mower Blades
6	1723296SM	2	DECAL, Protective Sticker
7	*	1	LABEL, Decibel, Power Mass (Export)
8	*	1	DECAL, I.D. Plate
9	1720454SM	1	DECAL, Touch Up Paint (Orange)
9	1725072SM	1	DECAL, Touch Up Paint (Red)
10	*	1	DECAL, Patent
11	1708927	1	DECAL, USA Logo Stars & Stripe
12	1723160SM	1	DECAL, Transmission Release Valve
13	1720389SM	2	DECAL, Danger Rotating Blades (Export)
14	1704276SM	1	DECAL, Danger Do Not Put Hands/Feet in Mower
15	1722771SM	1	DECAL, Free Floating Mower, Silver
16	*	1	DECAL, OPEI Certified
17	1722787SM	1	DECAL, 38", Silver on Black with Stripe
17	1722788SM	1	DECAL, 40", Silver on Black with Stripe
17	1722789SM	1	DECAL, 44", Silver on Black with Stripe
17	1722790SM	1	DECAL, 50", Silver on Black with Stripe
18	1704277SM	1	DECAL, Danger Do Not Operate Without Deflector
19	1721197SM	1	DECAL, Height of Cut, 38", 44" & 50"
20	1720919SM	1	DECAL, Height of Cut, 40"
21	1723143SM	1	DECAL, Deck Lift (Not Shown)

Footnotes

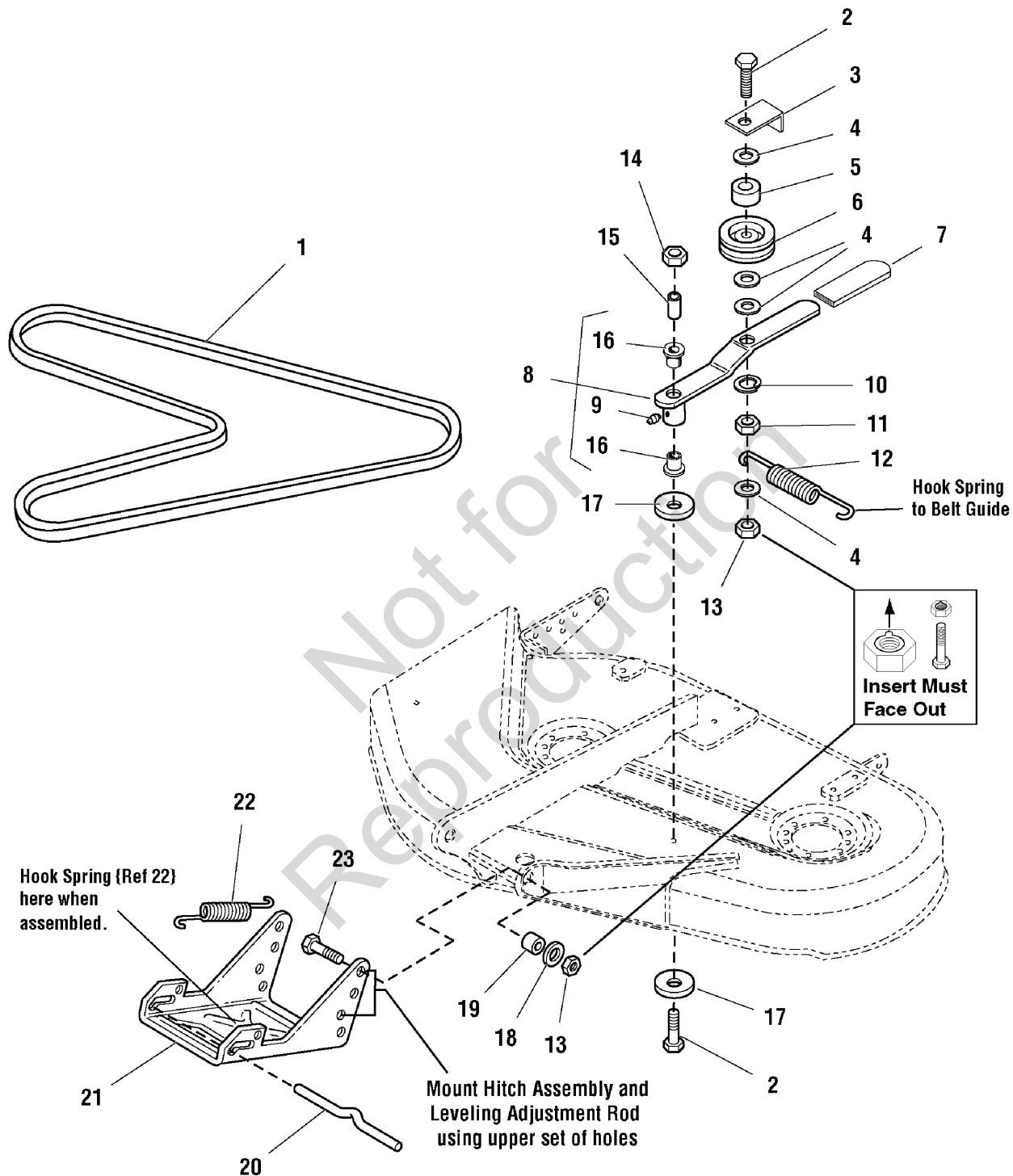
The above parts group applies to the following Mfg. Nos.:

1694629 - Broadmoor	1694635 - 2620H	2690274 - Broadmoor	2690280 - 1620H
1694630 - Broadmoor	1694636 - 2620H	2690275 - Broadmoor	2690281 - 2620H
1694631 - Broadmoor	1694682 - Broadmoor	2690276 - Broadmoor	2690282 - 2620H
1694632 - Broadmoor	1694683 - Broadmoor	2690277 - Broadmoor	2690400 - 2618
1694633 - 1620H	1694807 - 2618	2690278 - Broadmoor	2690407 - Broadmoor
1694634 - 1620H	2690273 - Broadmoor	2690279 - 1620H	2690408 - Broadmoor

38" Mower Deck - Belt, Idler Arm & Hitch

986056

NOTE: Unless noted otherwise,
use the standard hardware torque
specification chart.



The above parts group applies to the following Mfg. Nos.:

1694036 - 38" Mower
1694042 - 38" Mower
2690274 - Broadmoor

38" Mower Deck - Belt, Idler Arm & Hitch

REF NO	PART NO.	QTY.	DESCRIPTION
1	1723025SM	1	V-BELT
2	1928957SM	2	CAPSCREW, Hex Head, 3/8-16 x 2-3/4
3	1677135ASM	1	GUARD, Belt
4	1922755SM	4	WASHER, Plain, 3/8
5	1716553SM	1	SPACER
6	1685150SM	1	PULLEY (Includes Ref. No. 5)
7	1665835	1	GRIP, Lever
8	1704520ASM	1	CLUTCH LEVER ASSEMBLY (Includes Ref. Nos. 9 & 16)
9	2812808SM	1	FITTING, Grease
10	1916965SM	1	LOCKWASHER, 3/8
11	1916950SM	1	NUT, Hex, 3/8-16
12	1715435SM	1	SPRING
13	2860681SM	2	NUT, Hex Aluminum Insert, 3/8-16
14	1960339SM	1	NUT, Hex Flange, 3/8-16
15	1657242SM	1	SPACER
16	1663114SM	2	BUSHING
17	1924356SM	2	WASHER, 3/8
19	1732443SM	2	SPACER
20	1715759SM	1	ROD, Latch
21	1707432ASM	1	HITCH ASSEMBLY
22	2156302	1	SPRING
23	1921969SM	2	CAPSCREW, Hex Head, 3/8-16 x 1-1/2

Not for
Reproduction

Footnotes

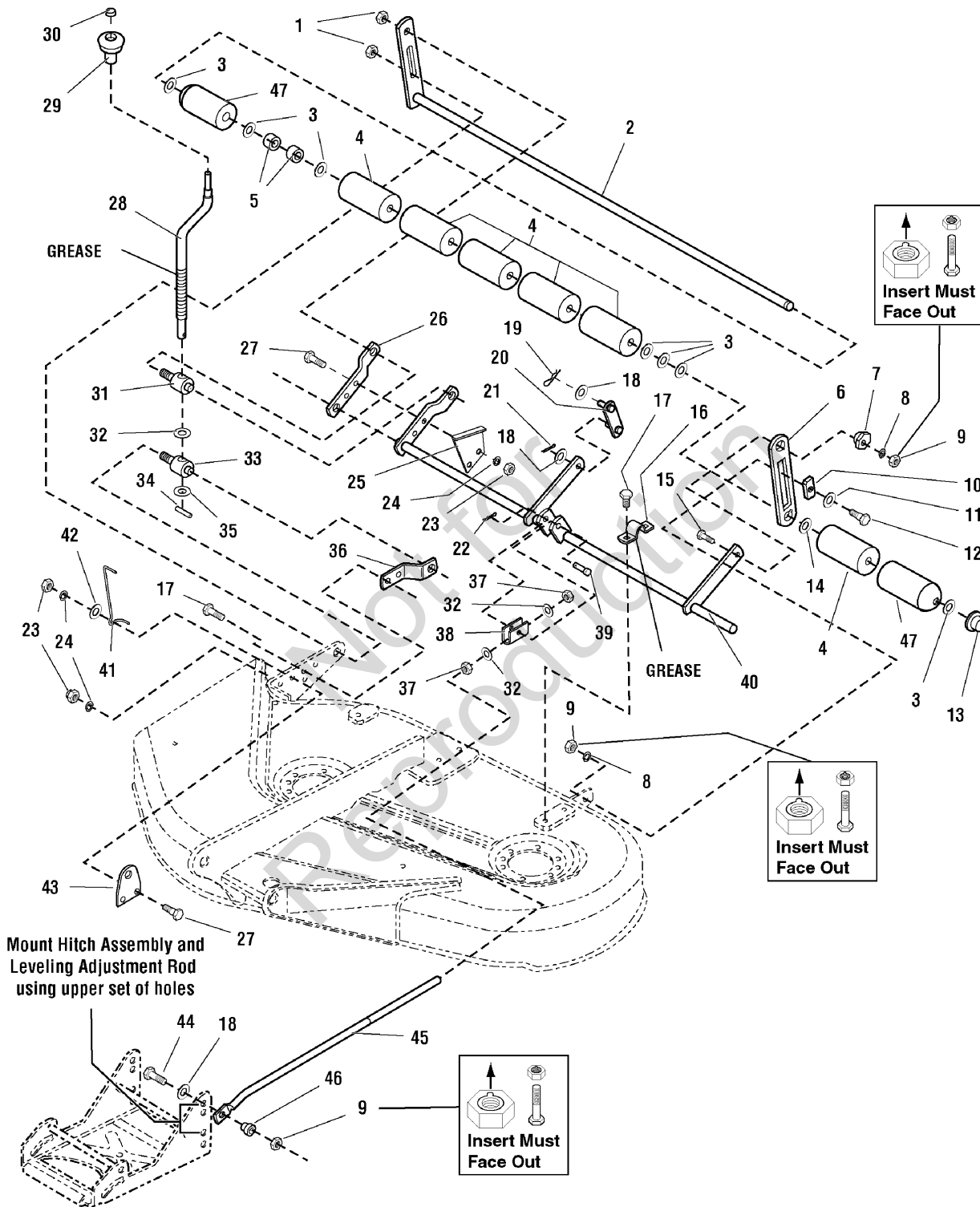
The above parts group applies to the following Mfg. Nos.:

- 1694036 - 38" Mower
- 1694042 - 38" Mower
- 2690274 - Broadmoor

38" Mower Deck - Height Adjustment & Roller Bar

986019

NOTE: Unless noted otherwise, use the standard hardware torque specification chart.



The above parts group applies to the following Mfg. Nos.:

- 1694036 - 38" Mower
- 1694042 - 38" Mower
- 2690274 - Broadmoor

38" Mower Deck - Height Adjustment & Roller Bar

REF NO	PART NO.	QTY.	DESCRIPTION
1	1930644SM	2	NUT, Hex Flange Lock, 1/2-13
2	1686686SM	1	SHAFT & BAR ASSEMBLY (Includes Ref. No. 13)
3	1924366SM	8	WASHER, Plain, 1-1/4
4	1668513SM	6	ROLLER
5	1602946SM	2	SPACER
6	1704073ASM	1	BAR, Roller
7	1704082SM	2	NUT, Adjuster
8	1916965SM	2	LOCKWASHER, 3/8
9	2860681SM	2	NUT, Hex Aluminum Insert, 3/8-16
10	1677507SM	1	SLIDE
11	1924361SM	1	WASHER, Plain, 1/2
12	2172622SM	1	BOLT, Shoulder, 3/8-16
13	1960520SM	1	NUT, Push
14	1960020SM	1	WASHER, 5/8
15	1931352SM	1	CARRIAGE BOLT, 3/8-16 x 1-1/2
16	1665374SM	2	STRAP, Mower Arm ASSEMBLY
17	1931202SM	1	CAPSCREW, Hex Head Taptite, 5/16-18 x 1-1/4
18	1924940SM	2	WASHER, Plain, 13/32
19	2176012SM	1	CLIP, Pin, Safety
20	1705049SM	1	LINK ASSEMBLY, Lift
22	1918452SM	1	COTTER PIN
23	1931277SM	4	NUT, Hex, 5/16-18 Whiz Lock
25	1704116ASM	1	BRACKET, Height of Cut
26	1704083ASM	1	ARM, Rear, Mower, RH
27	1921977SM	4	CAPSCREW, Hex Head, 5/16-18 x 1-1/4
28	1719901SM	1	CRANK, Height of Cut
29	1714084SM	1	KNOB
30	1960093SM	1	PAL NUT
31	1704087SM	1	TRUNNION, Threaded
32	1960170SM	3	WASHER, 5/8
33	1704086SM	1	TRUNNION
34	2816001SM	1	PIN, Roll, 1
35	1704097SM	1	WASHER, Detent
36	1704077ASM	1	STRAP, Trunnion Retainer
37	1913744SM	2	NUT, Hex Jam, 1/2-13
38	1704081ASM	1	TRUNNION
39	2118053SM	1	PIN, Clevis
40	1723388ASM	1	SHAFT ASSEMBLY

Footnotes

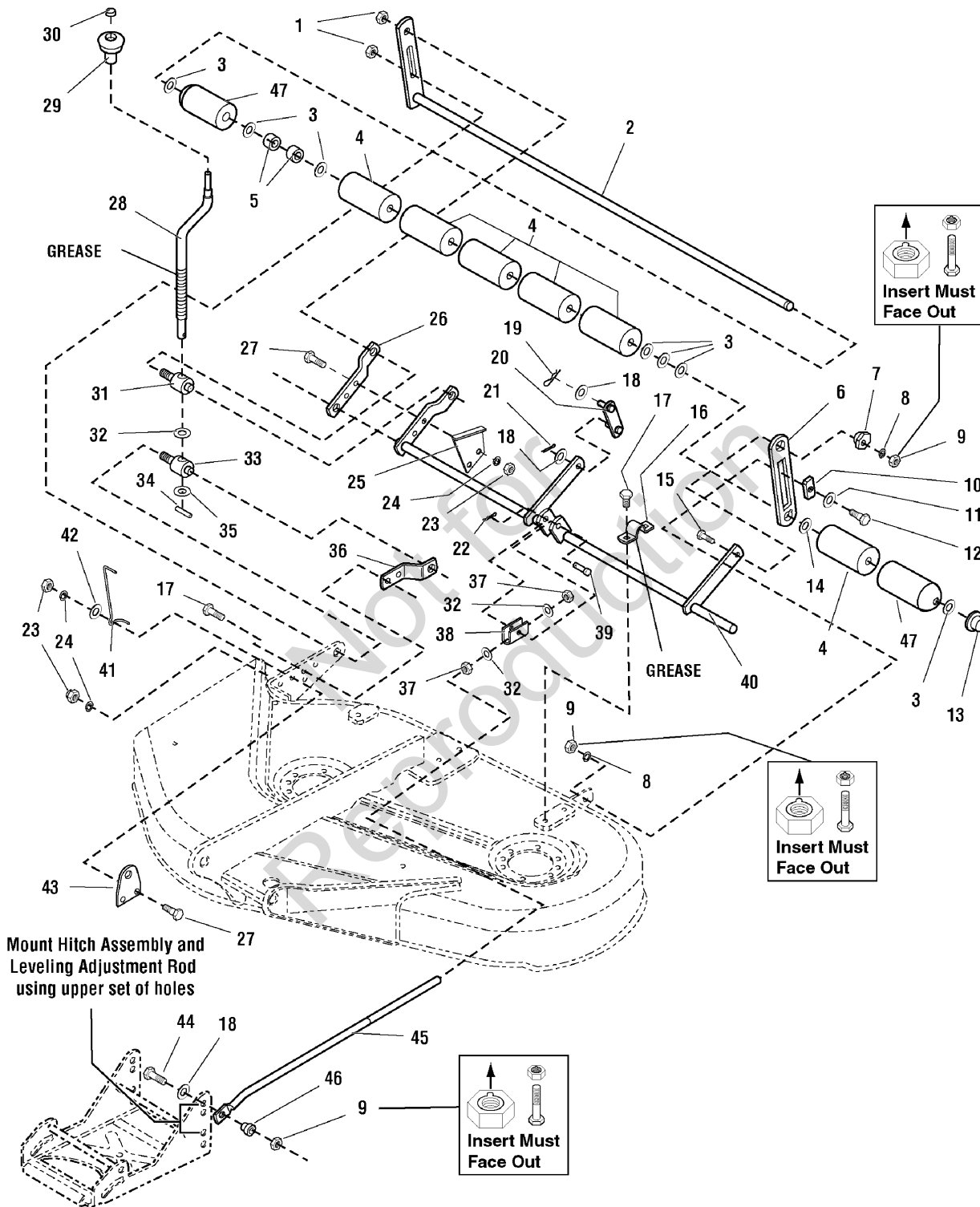
The above parts group applies to the following Mfg. Nos.:

1694036 - 38" Mower
1694042 - 38" Mower
2690274 - Broadmoor

38" Mower Deck - Height Adjustment & Roller Bar

986019

NOTE: Unless noted otherwise,
use the standard hardware torque
specification chart.



The above parts group applies to the following Mfg. Nos.:

- 1694036 - 38" Mower
- 1694042 - 38" Mower
- 2690274 - Broadmoor

38" Mower Deck - Height Adjustment & Roller Bar

REF NO	PART NO.	QTY.	DESCRIPTION
41	1704114SM	1	INDICATOR, Height of Cut
42	1919381SM	1	WASHER, Flat, 5/16
43	1704115ASM	1	PLATE, Support
44	1922606SM	1	CAPSCREW, Hex Head, 3/8-16 x 1-3/4
45	1704093SM	1	ROD, Adjustment
46	1706644SM	1	SPACER
47	1722036SM	2	ROLLER

Not for
Reproduction

Footnotes

The above parts group applies to the following Mfg. Nos.:

1694036 - 38" Mower

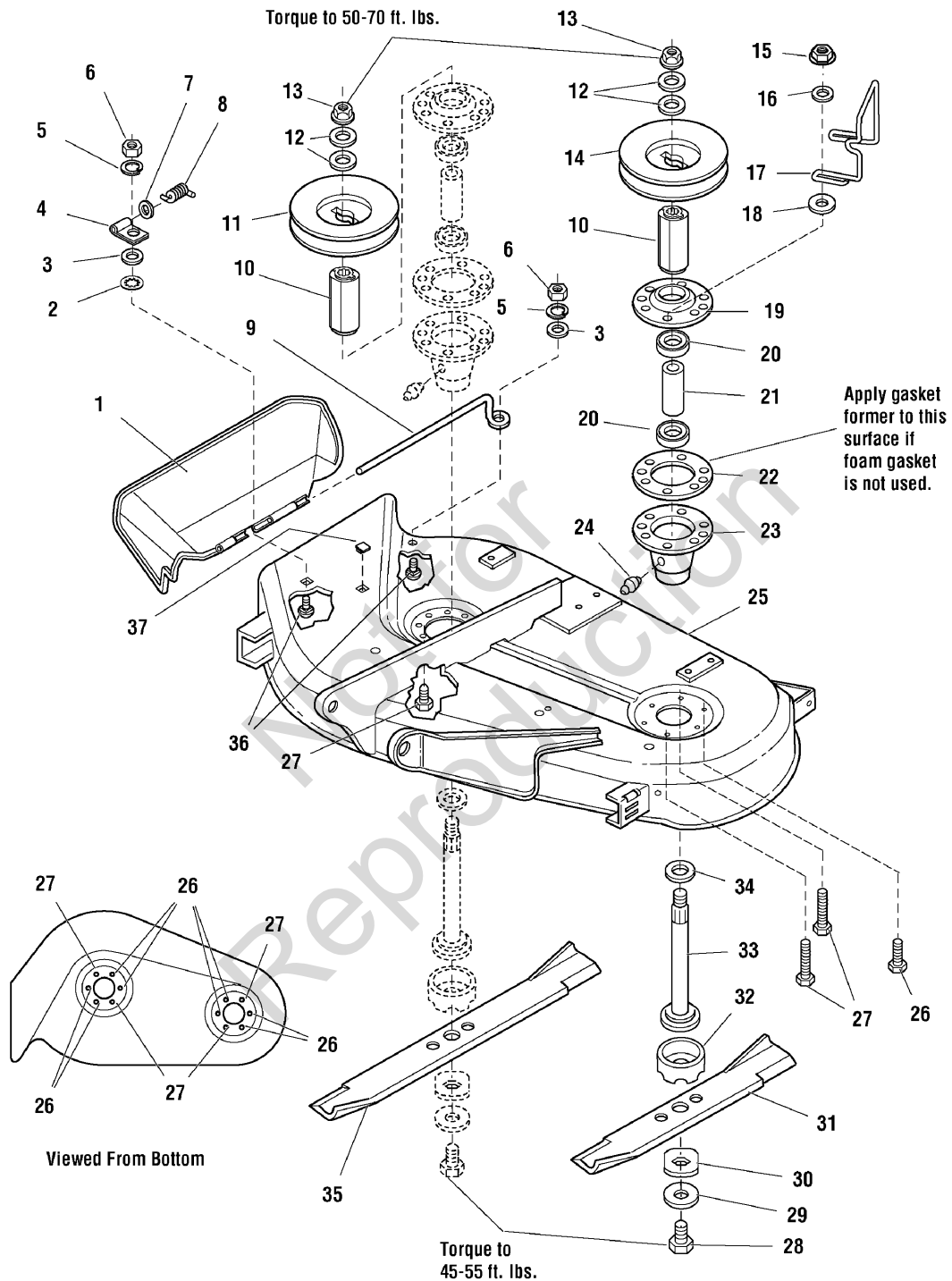
1694042 - 38" Mower

2690274 - Broadmoor

38" Mower Deck - Housing, Arbors & Blades

986017

NOTE: Unless noted otherwise, use the standard hardware torque specification chart.



The above parts group applies to the following Mfg. Nos.:

- 1694036 - 38" Mower
- 1694042 - 38" Mower
- 2690274 - Broadmoor

38" Mower Deck - Housing, Arbors & Blades

REF NO	PART NO.	QTY.	DESCRIPTION
1	1705449SM	1	DEFLECTOR, Plastic
2	1960518SM	1	NUT, Push
3	1960353SM	2	WASHER, Plain
4	1704873SM	1	CLAMP
6	1920397SM	2	NUT, Hex, 1/4-20 ESNA
7	1919326SM	1	WASHER, 5/16, Black
8	1723938SM	1	SPRING, Torsion
9	1706709SM	1	ROD, Deflector, Front
10	1713616SM	2	HUB ADAPTER, Pulley
11	1720388SM	1	PULLEY, 1-1/4" O.D.
12	1713675SM	4	WASHER, Belleville
13	1714419SM	2	NUT, Hex Flange, 9/16-8
14	1720387SM	1	PULLEY, 4" O.D.
15	1927557SM	4	NUT, Hex Whiz Lock, 5/16-18
16	1919381SM	4	WASHER, Flat, 5/16
17	1723210SM	2	GUIDE, Belt
18	1924356SM	4	WASHER, 3/8
19	1713199ASM	2	COVER, Arbor Housing
20	1705897SM	4	BEARING
21	1732543SM	2	SPACER
22	1707335SM	2	GASKET, Foam
23	1713338ASM	2	HOUSING ASSEMBLY, Arbor Bottom, w/Lube Fitting (Includes Ref. No. 24)
24	1704314SM	2	FITTING, Lube
25	1686815SM	1	HOUSING ASEMBLY, 38"
26	2860678SM	4	CAPSCREW, Taptite R, 5/16-18 x 1-3/4
27	1664847SM	8	CAPSCREW, Taptite, 5/16-18 x 3/4
28	2823471SM	2	CAPSCREW, Hex, Head, 7/16-14 x 1-1/4
29	1656916SM	2	WASHER, Spring
30	1713089SM	2	WASHER, Hex
31	1704856ASM	1	BLADE, Mower, 16-1/8", LH
32	1713196SM	2	SHIELD, Grass, Lower
33	1713612SM	2	SHAFT, Arbor
34	1713619SM	2	WASHER
35	1704101ASM	1	BLADE, Mower, 22-1/4", RH
36	1931318SM	2	CARRIAGE BOLT, 1/4-20 x 7/8
37	1705115SM	2	PLUG, Hole

Footnotes

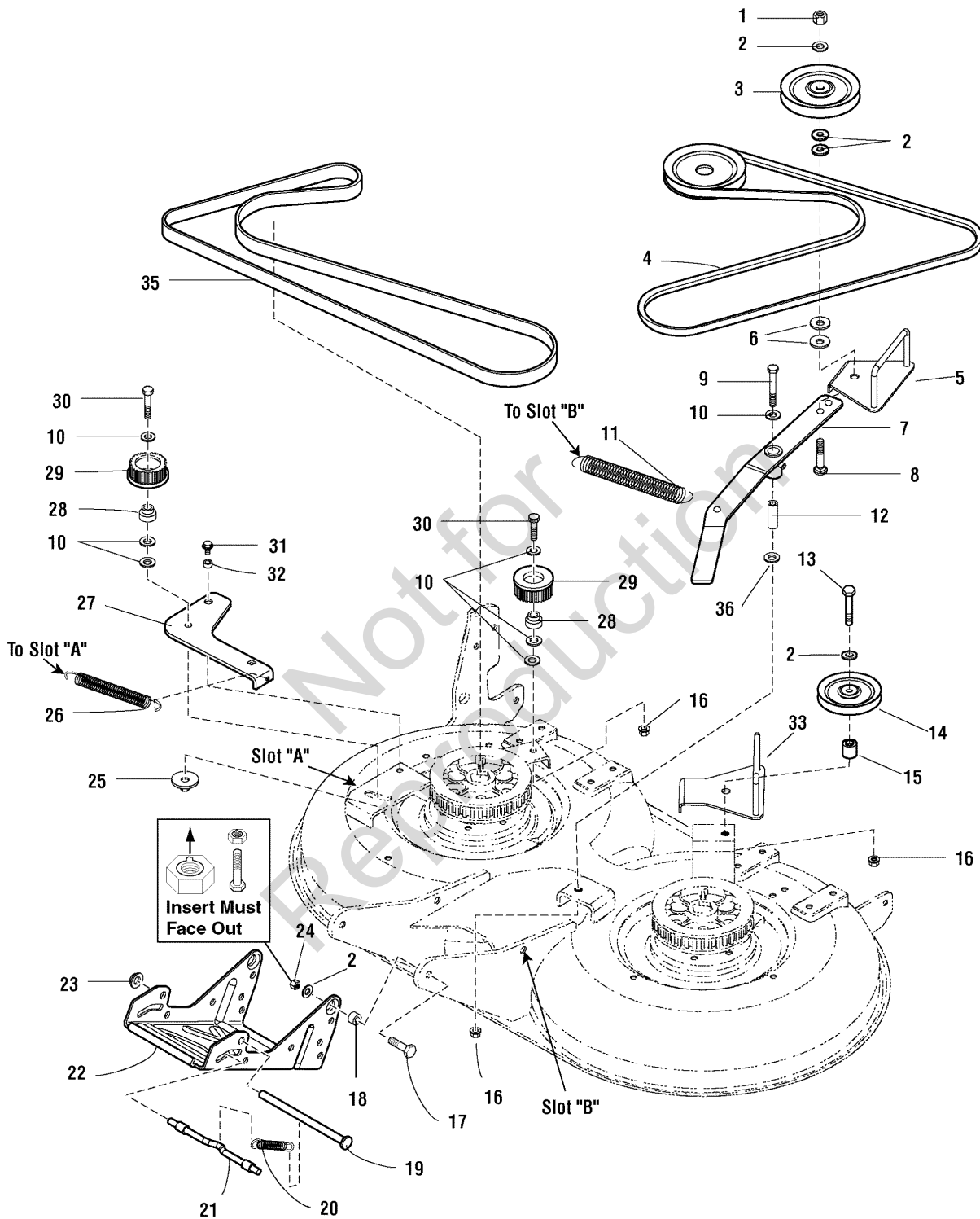
The above parts group applies to the following Mfg. Nos.:

1694036 - 38" Mower
1694042 - 38" Mower
2690274 - Broadmoor

40" Mower Deck - Belt, Idler Arm & Hitch

986250

NOTE: Unless noted otherwise,
use the standard hardware torque
specification chart.



The above parts group applies to the following Mfg. Nos.:

- 1694339 - 40" Mower
- 1694340 - 40" Mower
- 1694341 - 40" Mower
- 1694821 - 40" Mower
- 2690277 - Broadmoor

2690430 - 2618H

40" Mower Deck - Belt, Idler Arm & Hitch

REF NO	PART NO.	QTY.	DESCRIPTION
1	1919439SM	1	NUT, Hex Lock Esna Light, 3/8-16
2	1924940SM	6	WASHER, 3/8
3	1725408SM	1	PULLEY, Idler
4	1721532SM	1	V-BELT, Arbor Drive
5	1722175ASM	1	BELT GUIDE
6	1960534SM	2	WASHER, 3/8
7	1724835SM	1	ARM ASSEMBLY, Idler with Bushings & Fitting, 38 Tooth
8	1931355SM	1	CARRIAGE BOLT, 3/8-16 x 2
9	1960614SM	1	CAPSCREW, Hex Head, 3/8-16 x 2-3/4 G8
10	1922755SM	6	WASHER, 3/8
11	1715435SM	1	SPRING, Extension, Idler Arm
12	1657242SM	1	SPACER, Hardened
13	1922130SM	1	CAPSCREW, Hex Head, 3/8-16 x 2-1/4
14	1723952SM	1	PULLEY
15	1667812SM	1	SPACER
16	1928352SM	4	NUT, Hex Flange Whiz Lock, Large, 3/8-16
17	1921969SM	2	CAPSCREW, Hex Head, 3/8-16 x 1-3/8
18	1732443SM	2	SPACER
19	1713578SM	1	ROD, Mower Hitch
20	2156302	1	SPRING, Extension, Hitch Release
21	1715759SM	1	ROD, Latch
22	1720044ASM	1	HITCH, Mower
23	1960519SM	1	NUT, Push
24	2860681SM	2	NUT, Hex Toplock Sprial Flange, 3/8-16
25	1721425SM	1	WASHER & NUT ASSEMBLY, 3/8 x 1-1/2
26	1674671SM	1	SPRING, Extension
27	1726387	1	ARM, Idler
28	1719221SM	2	HUB
29	1731892SM	2	PULLEY, Idler
30	1960746SM	2	SCREW-Hex Head Flange 3/8-16 x 2
31	1930601SM	1	CAPSCREW, Taptite Hex Washer Head, 5/16-18 x 1/2
32	1666697SM	1	SPACER
33	1722182ASM	1	BELT GUIDE
35	1724625SM	1	BELT, Timing, 38 Tooth
36	1933263SM	1	WASHER, 3/8

Footnotes

The above parts group applies to the following Mfg. Nos.:

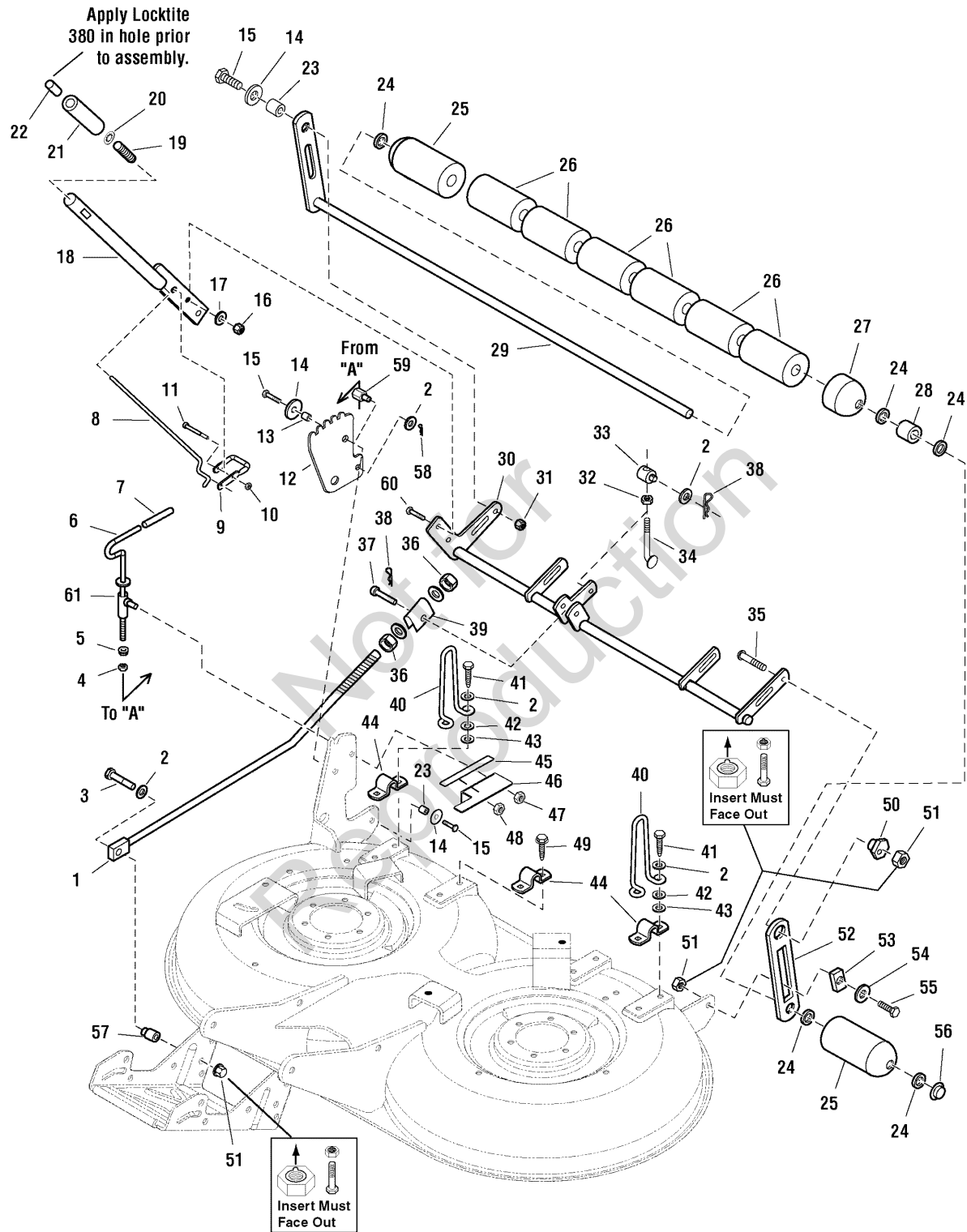
1694339 - 40" Mower
 1694340 - 40" Mower
 1694341 - 40" Mower
 1694821 - 40" Mower
 2690277 - Broadmoor

2690430 - 2618H

40" Mower Deck - Height Adjustment & Roller Bar

986049

NOTE: Unless noted otherwise, use the standard hardware torque specification chart.



The above parts group applies to the following Mfg. Nos.:

- 1694339 - 40" Mower
- 1694340 - 40" Mower
- 1694341 - 40" Mower
- 1694821 - 40" Mower
- 2690277 - Broadmoor

2690430 - 2618H

40" Mower Deck - Height Adjustment & Roller Bar

REF NO	PART NO.	QTY.	DESCRIPTION
1	1722661SM	1	ROD
2	1924940SM	8	WASHER, 3/8
3	1922606SM	1	CAPSCREW, Hex Head, 3/8-16 x 1 3/4
4	1917421SM	1	NUT, Hex Jam, 3/8-16
5	1960601SM	1	NUT, Hex Flange, 3/8-16 Black
6	1720704SM	1	ROD & WASHER ASSEMBLY, Adjust Handle
7	1651820SM	1	GRIP, Black Vinyl For Rod
8	1721257SM	1	ROD, Latch
9	1720599SM	1	LATCH, 5/16 WIRE
10	1920397SM	1	NUT, Hex Lock Esna Light, 1/4-20
11	1921159SM	1	CAPSCREW, Hex Head, 1/4-20 x 2 1/4
12	1723409ASM	1	BRACKET, Adjusting
13	1666697SM	1	SPACER
14	1960044SM	5	WASHER, 5/16
15	1921977SM	2	CAPSCREW, Hex Head, 5/16-18 x 1 1/4
16	1917372SM	3	NUT, Hex 5/16-18
17	1917356SM	3	LOCKWASHER, Spring 5/16
18	1720695ASM	1	HANDLE ASSEMBLY, Lift, 40" Munching
19	1723321SM	1	SPRING, Compression 3-7/8" Long
20	1960674SM	1	PUSH NUT, 1/4
21	1713995SM	1	GRIP, Black Soft for Rod
22	1723124SM	1	BUTTON, Red
23	1960236SM	4	SPACER
24	1924366SM	7	WASHER, 5/8
25	1722036SM	2	ROLLER
26	1668513SM	6	ROLLER
27	1717675SM	2	ROLLER
28	1602946SM	1	SPACER
29	1723305ASM	1	SHAFT & BAR ASSEMBLY
30	1723303ASM	1	SHAFT ASSEMBLY
31	2860643SM	2	NUT, Hex, 5/16-18
32	1920161SM	1	NUT, Hex Jam, 5/16-18
33	1731382SM	1	TRUNNION
34	1724959SM	1	ROD, Height Adjustment
35	1931352SM	1	CARRIAGE BOLT, 3/8-16 x 1-1/2
36	1915726SM	2	NUT, Hex, 5/8-11
37	2118053SM	1	PIN
38	1960074SM	2	CLIP, Hair Pin
39	1706645ASM	1	TRUNNION, Rod
40	1720659SM	2	UPSTOP

Footnotes

The above parts group applies to the following Mfg. Nos.:

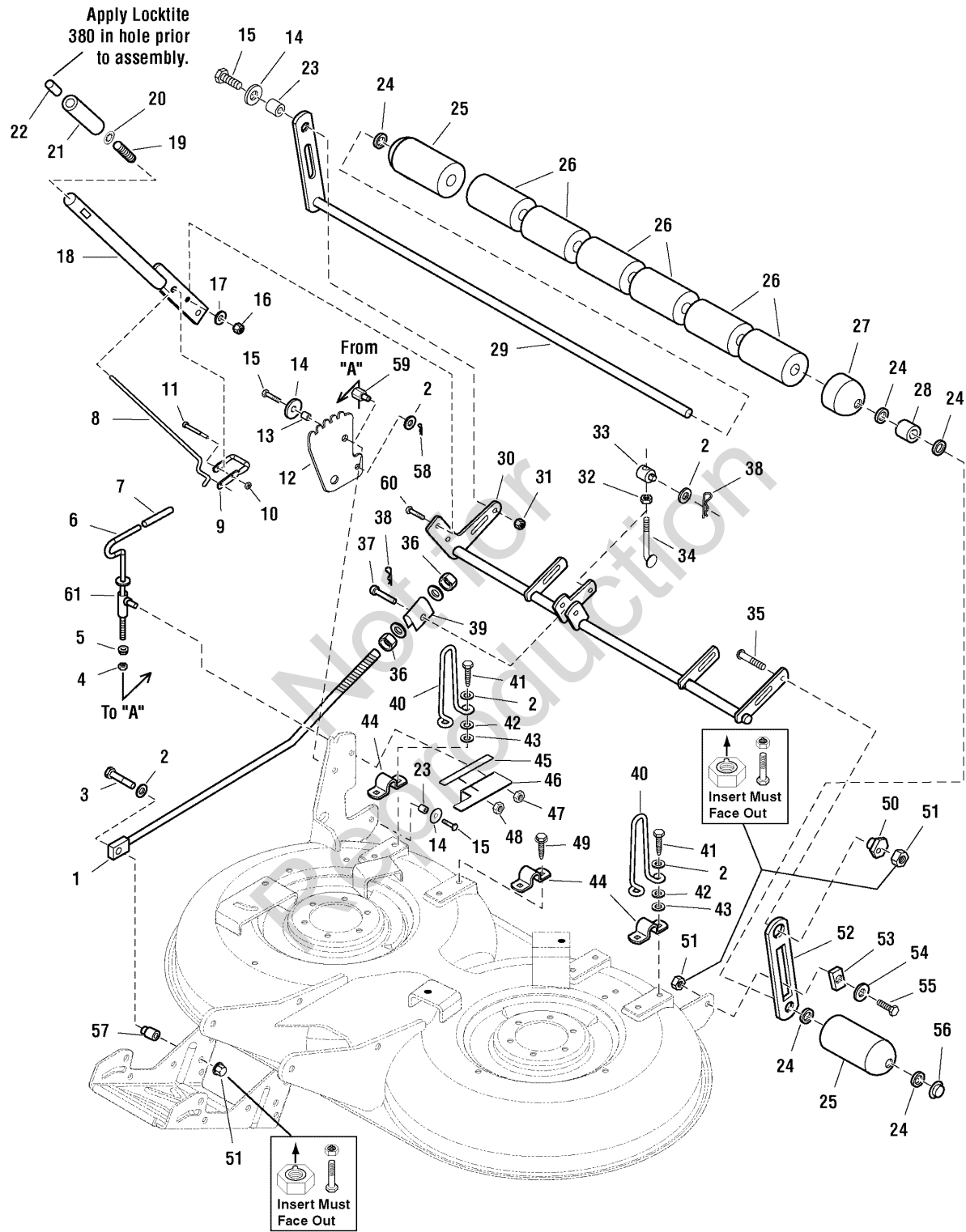
1694339 - 40" Mower
 1694340 - 40" Mower
 1694341 - 40" Mower
 1694821 - 40" Mower
 2690277 - Broadmoor

2690430 - 2618H

40" Mower Deck - Height Adjustment & Roller Bar

986049

NOTE: Unless noted otherwise, use the standard hardware torque specification chart.



The above parts group applies to the following Mfg. Nos.:

- 1694339 - 40" Mower
- 1694340 - 40" Mower
- 1694341 - 40" Mower
- 1694821 - 40" Mower
- 2690277 - Broadmoor

2690430 - 2618H

40" Mower Deck - Height Adjustment & Roller Bar

REF NO	PART NO.	QTY.	DESCRIPTION
41	1931202SM	4	CAPSCREW, Hex Head Taptite, 5/16-18 x 1-1/4
42	1919381SM	6	WASHER, 5/16
43	1933988SM	4	NUT, Push, 5/16
44	1665374SM	3	STRAP, Roller Support
45	1720919SM	1	DECAL, Height of Cut
46	1720931ASM	1	BRACKET, Height of Cut
47	1930645SM	1	NUT, Hex Centerlock 3/8-16
48	1935048SM	1	NUT, Hex Flange Lock, 5/16-18
49	1664847SM	8	CAPSCREW, Taptite Hex Washer Head, 5/16-18 x 3/4
50	1704082SM	1	NUT, Hex Adjusting
51	2860681SM	3	NUT, Toplock Spiral Flange, 3/8-16
52	1704073ASM	1	BAR
53	1677507SM	1	SLIDE
54	1924361SM	1	WASHER, 1/2
55	2172622SM	1	BOLT, Shoulder, 3/8-16 x 1-11/32
56	1960520SM	1	NUT, Push 5/8
57	1706644SM	1	SPACER
58	1918447SM	1	PIN, Cotter
59	2108512SM	1	PIVOT, 3/4 Hex
60	1931335SM	2	CARRIAGE BOLT, 5/16-18 x 1
61	2108241SM	1	GUIDE ASSEMBLY, Rod

Not for
Reproduction

Footnotes

The above parts group applies to the following Mfg. Nos.:

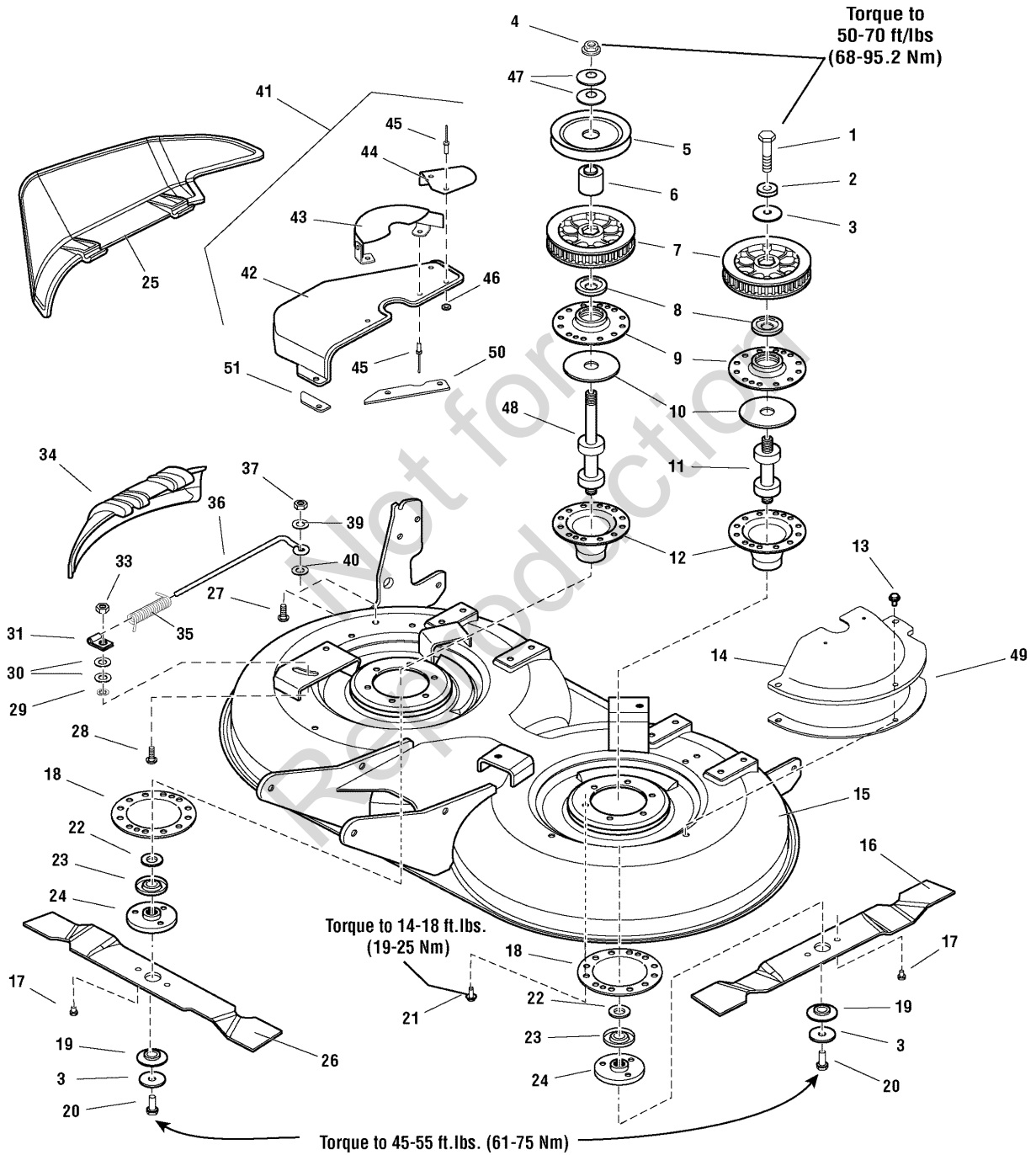
- 1694339 - 40" Mower
- 1694340 - 40" Mower
- 1694341 - 40" Mower
- 1694821 - 40" Mower
- 2690277 - Broadmoor

2690430 - 2618H

40" Mower Deck - Housing, Arbors & Blades

986248

NOTE: Unless noted otherwise, use the standard hardware torque specification chart.



The above parts group applies to the following Mfg. Nos.:

- 1694339 - 40" Mower
- 1694340 - 40" Mower
- 1694341 - 40" Mower
- 1694821 - 40" Mower
- 2690277 - Broadmoor

2690430 - 2618H

40" Mower Deck - Housing, Arbors & Blades

REF NO	PART NO.	QTY.	DESCRIPTION
1	1930584SM	1	CAPSCREW, Hex Head, 7/16-14 x 2-3/4 G8
2	1933263SM	1	WASHER, 7/16
3	1656916SM	3	WASHER, Spring
4	1714419SM	1	NUT, Hex Flange, 9/16-18
5	1713091SM	1	PULLEY
5	1732123SM	1	PULLEY, Drive
6	1719870SM	1	HUB
7	1687229SM	2	SPROCKET & FLANGE ASSEMBLY, w/Screws, 38 Tooth
8	1657969SM	2	SHIELD, Bearing Upper, Arbor
9	1655729ASM	2	HOUSING, Arbor Top
10	1707335SM	2	GASKET, Foam Poly
11	1722396SM	1	ARBOR SHAFT & BEARINGS ASSEMBLY
12	1703273ASM	2	HOUSING, Arbor Bottom with Lube Fitting
13	1664847SM	6	CAPSCREW, Taptite Hex Washer Head, 5/16-18 x 3/4
14	1724601SM	1	COVER, Arbor, LH
15	1686978SM	1	HOUSING ASSEMBLY, 40", Orange
15	1687175SM	1	HOUSING ASSEMBLY, 40", Red
16	1719624ASM	1	BLADE, Mower, LH
17	1722258SM	2	PIN, Blade
18	1677274ASM	2	ADAPTOR, Arbor
19	1722257SM	2	WASHER, Spline
20	2827120SM	2	CAPSCREW, Hex Head, 7/16-14 x 2-1/4 G8
21	1960373SM	12	CAPSCREW, Taptite Hex Washer Head, 5/16-18 x 1
22	1700230SM	2	WASHER, Shim
23	1700229SM	2	SHIELD, Arbor Bearing, Lower
24	1655777SM	2	ADAPTER, Blade
25	1723453SM	1	DEFLECTOR, Discharge
26	1719623ASM	1	BLADE, Mower, RH
27	1931335SM	1	CARRIAGE BOLT, 5/16-18 x 1
28	1931318SM	1	CARRIAGE BOLT, 1/4-20 x 7/8
29	1960518SM	1	NUT, Push
30	1960353SM	2	WASHER, 1/4
31	1704873SM	1	CLAMP
33	1920397SM	1	NUT, Hex 1/4-20, ESNA
34	1719597SM	1	DOOR, Mulching, Black Plastic
35	1723938SM	1	SPRING, Torsion
36	1719617SM	1	ROD, Pivot
37	1919438SM	1	NUT, Hex 5/16-18, ESNA
39	1919381SM	1	WASHER, 5/16
40	1933988SM	1	NUT, Push

Footnotes

The above parts group applies to the following Mfg. Nos.:

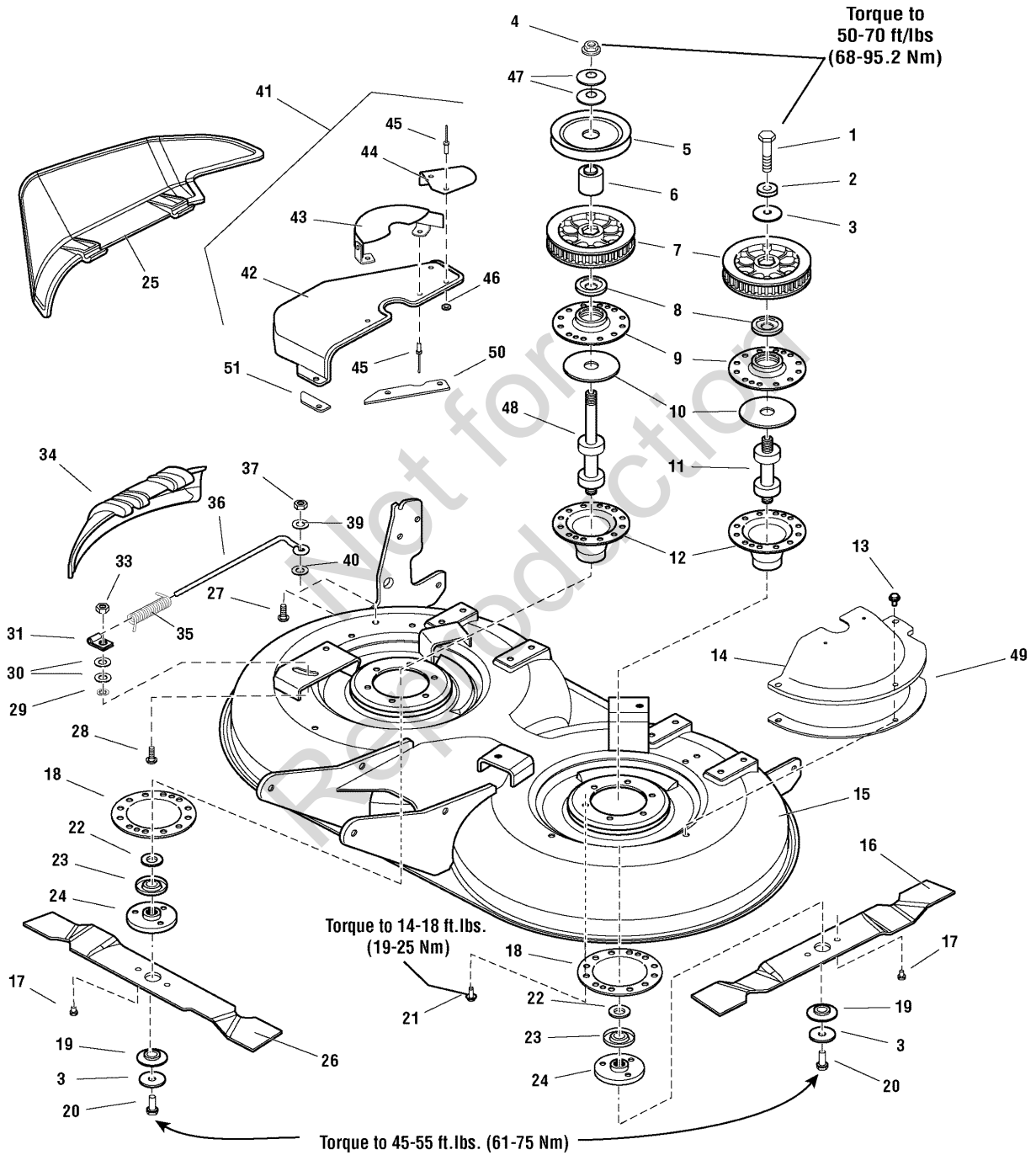
1694339 - 40" Mower
 1694340 - 40" Mower
 1694341 - 40" Mower
 1694821 - 40" Mower
 2690277 - Broadmoor

2690430 - 2618H

40" Mower Deck - Housing, Arbors & Blades

986248

NOTE: Unless noted otherwise, use the standard hardware torque specification chart.



The above parts group applies to the following Mfg. Nos.:

- 1694339 - 40" Mower
- 1694340 - 40" Mower
- 1694341 - 40" Mower
- 1694821 - 40" Mower
- 2690277 - Broadmoor

2690430 - 2618H

40" Mower Deck - Housing, Arbors & Blades

REF NO	PART NO.	QTY.	DESCRIPTION
41	1721155SM	1	COVER ASSEMBLY, Arbor, RH (Includes Ref. Nos. 42 thru 46)
42	1724600SM	1	COVER, Arbor RH
42	1732425SM	1	COVER, Arbor RH
43	1721259ASM	1	GUARD ASSEMBLY, RH
44	1721132ASM	1	GUARD, Extension
45	1675044SM	4	RIVIT, Pop
46	1960096SM	4	WASHER, 3/16 x 3/4 x 1/16
47	1713675SM	2	WASHER, Bellville
48	1726825SM	1	ARBOR SHAFT & BEARING ASSEMBLY
49	1732960SM	1	SHIM-Cover LH 7GA 40" Mower
50	1732691SM	1	SHIM-Cover RH 7GA 6.5 LG 40" Mower
51	1732693SM	1	SHIM-Cover RH 7GA 2.8 LG 40" Mower

Not for
Reproduction

Footnotes

The above parts group applies to the following Mfg. Nos.:

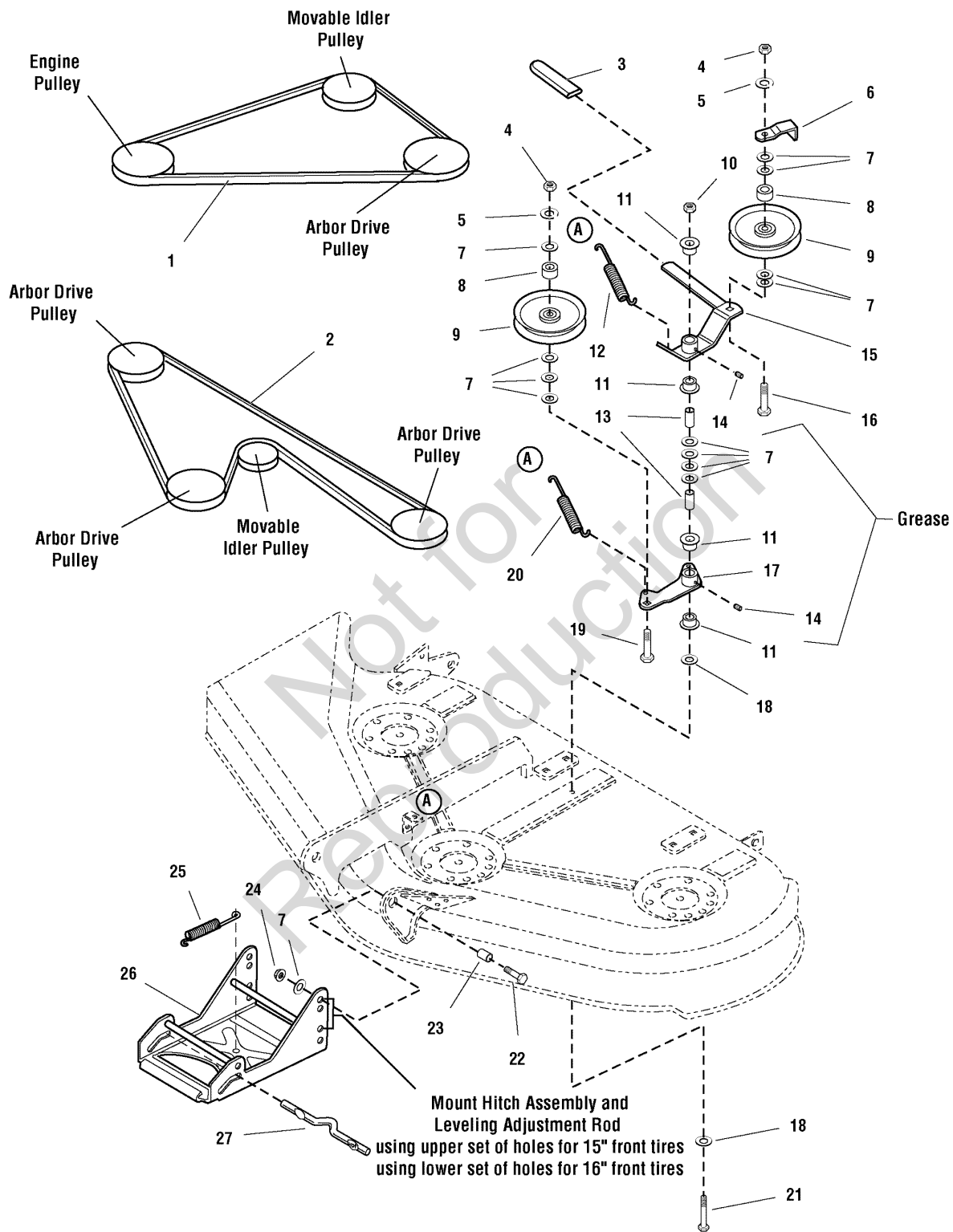
1694339 - 40" Mower
1694340 - 40" Mower
1694341 - 40" Mower
1694821 - 40" Mower
2690277 - Broadmoor

2690430 - 2618H

44" Mower Deck - Belt, Idler Arm & Hitch

986945

NOTE: Unless noted otherwise, use the standard hardware torque specification chart.



The above parts group applies to the following Mfg. Nos.:

1694037 - 44" Mower
 1694043 - 44" Mower
 1694178 - 44" Mower
 1694822 - 44" Mower
 2690273 - Broadmoor
 2690275 - Broadmoor

2690276 - Broadmoor
 2690279 - 1620H
 2690281 - 2620H
 2690400 - 2618
 2690424 - 2620H
 2690488 - Broadmoor

2690701 - Broadmoor

44" Mower Deck - Belt, Idler Arm & Hitch

REF NO	PART NO.	QTY.	DESCRIPTION
1	1601672SM	1	V-BELT, Mower Drive
2	1721532SM	1	V-BELT, Arbor Drive
3	1665835	1	GRIP, Lever
4	1916950SM	2	NUT, Hex, 3/8-16
5	1916965SM	2	WASHER, Lock, 3/8
6	1677135ASM	1	BELT STOP, Idler
7	1924940SM	14	WASHER, 3/8
8	1666294SM	2	SPACER, 25/64 x 21/32 x 7/16, Powder Metal
9	1685150SM	2	PULLEY, Idler (Includes Ref. No. 8)
10	1960339SM	1	NUT, Hex Flange, 3/8-16, MAC Lock Large, Black
11	1676148SM	4	BUSHING, 5/8 x 3/4 x 13/32, Powder Metal
12	1715435SM	1	SPRING
13	1674669SM	2	SPACER, 25/64 x 5/8 x 1-1/8, Case Hardened
14	2812808SM	2	GREASE FITTING
15	1704658SM	1	LEVER ASSEMBLY, Idler (Includes Ref. Nos. 3, 11 & 14)
16	1960315SM	1	CARRIAGE BOLT, 3/8-16 x 2
17	1718561SM	1	LEVER ASSEMBLY, Idler Arm (Includes Ref. Nos. 11 & 14)
18	1924356SM	2	WASHER, 3/8, Black
19	1931352SM	1	CARRIAGE BOLT, 3/8-16 x 1-1/2
20	1656936SM	1	SPRING
21	1923938SM	1	CAPSCREW, Hex Head, 3/8-16 x 3-1/2
22	1921968SM	2	CAPSCREW, Hex Head, 3/8-16 x 1-3/8
23	2157081SM	2	SPACER, 3/8 x 3/4 x 1/2
24	2860681SM	2	NUT, Hex Toplock Spirallock Flange, 3/8-16
25	2156302SM	1	SPRING
26	1707432ASM	1	HITCH ASSEMBLY
27	1715759SM	1	ROD, Latch

Footnotes

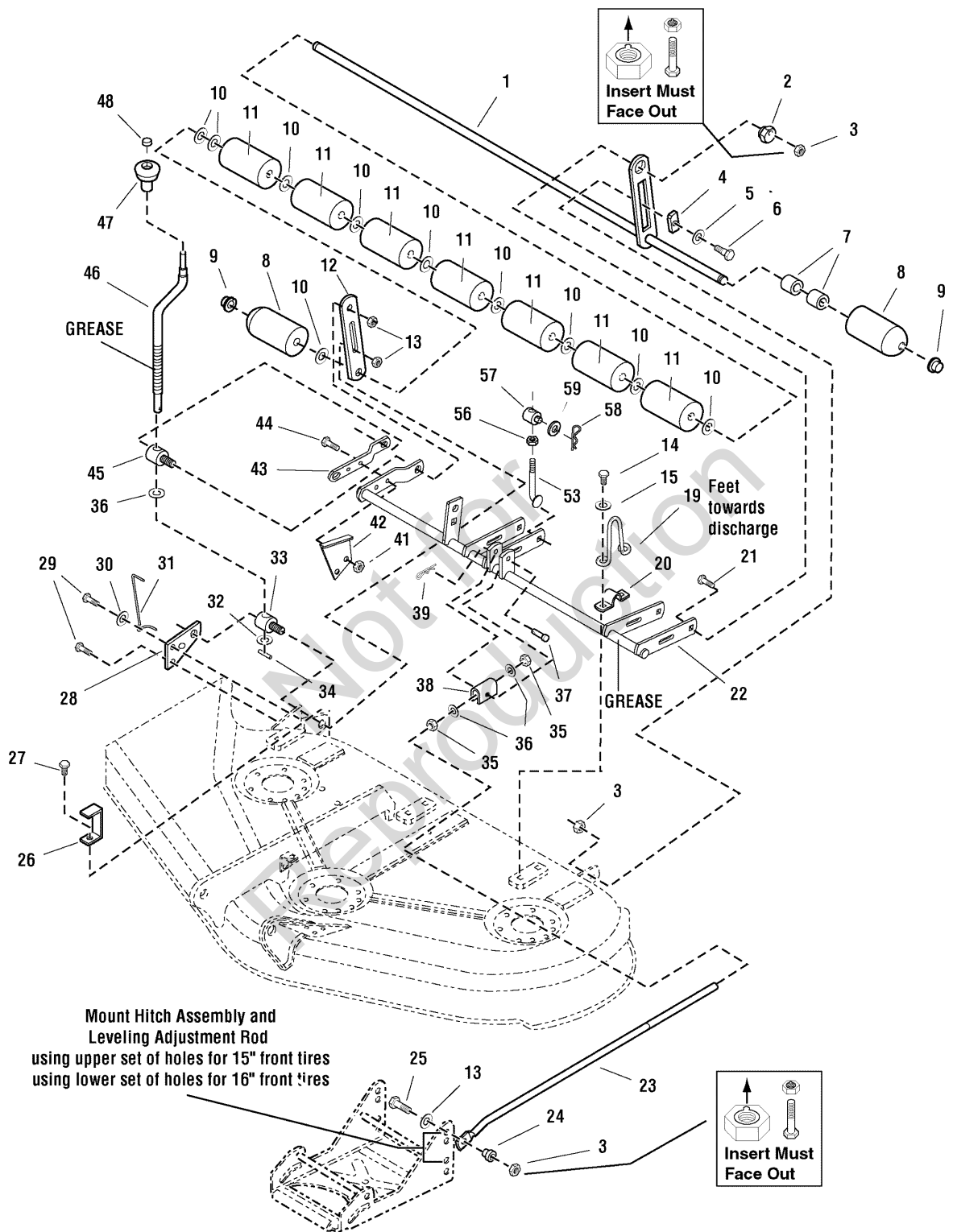
The above parts group applies to the following Mfg. Nos.:

1694037 - 44" Mower	2690276 - Broadmoor	2690701 - Broadmoor
1694043 - 44" Mower	2690279 - 1620H	
1694178 - 44" Mower	2690281 - 2620H	
1694822 - 44" Mower	2690400 - 2618	
2690273 - Broadmoor	2690424 - 2620H	
2690275 - Broadmoor	2690488 - Broadmoor	

44" Mower Deck - Height Adjustment & Roller Bar

985973

NOTE: Unless noted otherwise,
use the standard hardware torque
specification chart.



The above parts group applies to the following Mfg. Nos.:

1694037 - 44" Mower
1694043 - 44" Mower
1694178 - 44" Mower
1694822 - 44" Mower
2690273 - Broadmoor
2690275 - Broadmoor

2690276 - Broadmoor
2690279 - 1620H
2690281 - 2620H
2690400 - 2618
2690424 - 2620H
2690488 - Broadmoor

2690701 - Broadmoor

44" Mower Deck - Height Adjustment & Roller Bar

REF NO	PART NO.	QTY.	DESCRIPTION
1	1685443SM	1	SHAFT & BAR ASSEMBLY, 44" (Includes Ref. No. 9)
2	1704082SM	1	NUT, Adjuster
3	2860681SM	3	NUT, Toplock Spiral Flange, 3/8-16
4	1677507SM	1	SLIDE
5	1924361SM	1	WASHER, Plain, 1/2
6	2172622SM	1	BOLT, Shoulder, 3/8-16
7	1602946SM	2	SPACER, 25/64 x 13/16 x 13/16, Steel, Black
8	1722036SM	2	ROLLER, Rounded, 2-1/2 Long
9	1960520SM	2	NUT, Push
10	1924366SM	10	WASHER, Plain, 1-1/4
11	1668513SM	7	ROLLER
12	1704074ASM	1	BAR, Roller
13	1930644SM	2	NUT, Hex, Flange, Lock, 1/2-13
14	1664847SM	5	CAPSCREW, Hex Head Taptite, 5/16 -18 x 3/4
15	1924940SM	3	WASHER, 3/8
19	1720659SM	1	UPSTOP
20	1665374SM	3	STRAP, Mower Arm Assembly
21	1931352SM	1	CARRIAGE BOLT, 3/8-16 x 1-1/2
22	1733521ASM	1	ARM ASSEMBLY, Mower
23	1704093SM	1	ROD, Adjustment
24	1706644SM	1	SPACER, 3/8 x 3/4 x 15/16
25	1922606SM	1	CAPSCREW, Hex Head, 3/8-16 x 1-3/4
26	1722750ASM	1	BRACKET, Upstop
27	1664847SM	2	CAPSCREW, Hex Washer Head Taptite, 5/16-18 x 3/4, Black
28	1704080ASM	1	PLATE, Mower Support
29	1931202SM	2	CAPSCREW, Hex Head Taptite, 5/16-18 x 1-1/4
30	1919381SM	5	WASHER, 5/16, Black
31	1704114SM	1	INDICATOR, Height of Cut
32	1704097SM	1	WASHER, Detent
33	1704086SM	1	TRUNNION
34	2816001SM	1	PIN, Roll, 1
35	1913744SM	2	NUT, Hex, Jam, 1/2-13
36	1960170SM	3	WASHER, 33/64
37	2118053SM	1	PIN, Clevis
38	1704081ASM	1	TRUNNION
39	1960074SM	2	CLIP, Hair Pin
41	1931277SM	2	NUT, Whizlock 5/16-18

Footnotes

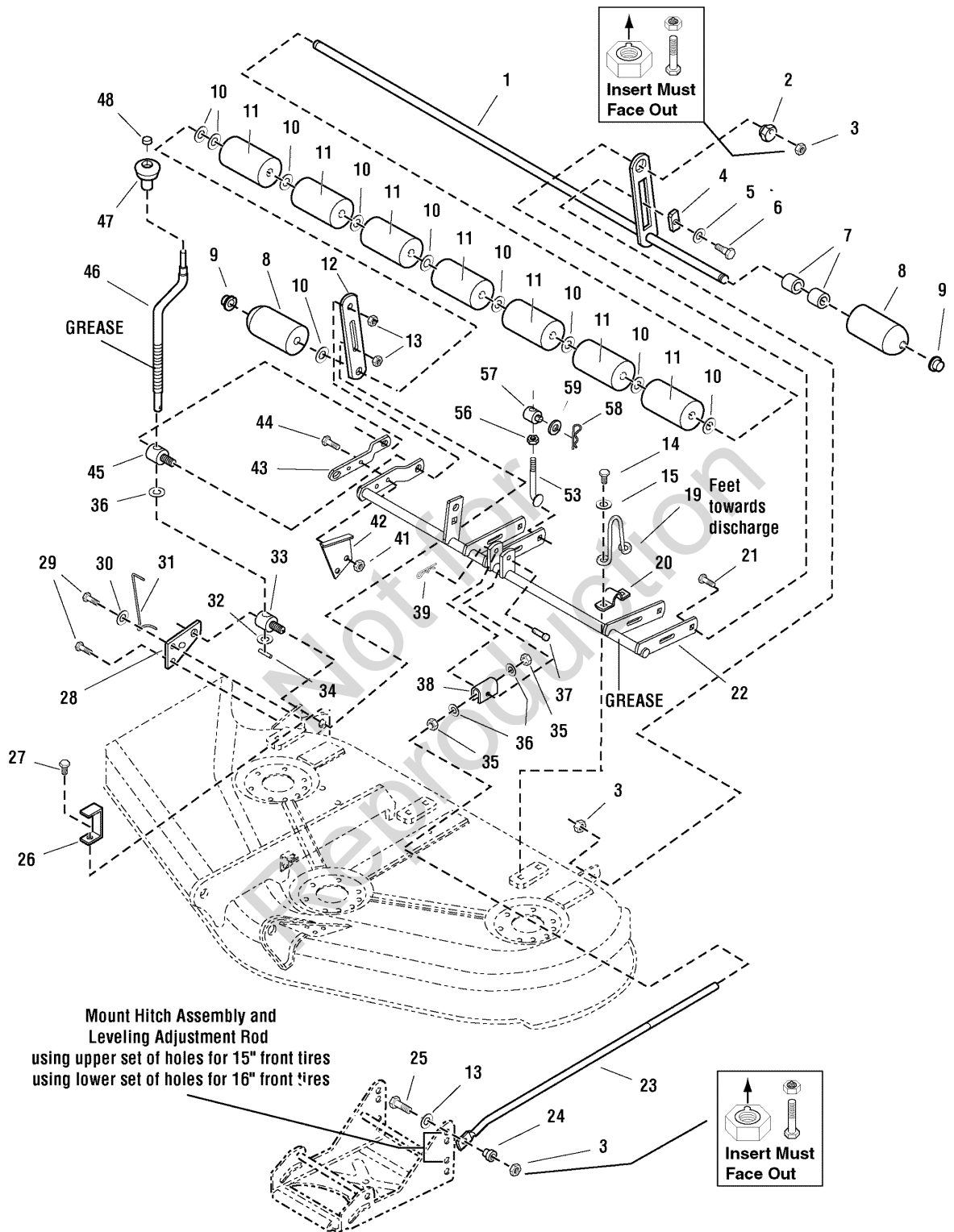
The above parts group applies to the following Mfg. Nos.:

1694037 - 44" Mower	2690276 - Broadmoor	2690701 - Broadmoor
1694043 - 44" Mower	2690279 - 1620H	
1694178 - 44" Mower	2690281 - 2620H	
1694822 - 44" Mower	2690400 - 2618	
2690273 - Broadmoor	2690424 - 2620H	
2690275 - Broadmoor	2690488 - Broadmoor	

44" Mower Deck - Height Adjustment & Roller Bar

985973

NOTE: Unless noted otherwise,
use the standard hardware torque
specification chart.



The above parts group applies to the following Mfg. Nos.:

1694037 - 44" Mower
1694043 - 44" Mower
1694178 - 44" Mower
1694822 - 44" Mower
2690273 - Broadmoor
2690275 - Broadmoor

2690276 - Broadmoor
2690279 - 1620H
2690281 - 2620H
2690400 - 2618
2690424 - 2620H
2690488 - Broadmoor

2690701 - Broadmoor

44" Mower Deck - Height Adjustment & Roller Bar

REF NO	PART NO.	QTY.	DESCRIPTION
42	1704116ASM	1	BRACKET, Height of Cut
43	1704083ASM	1	ARM, Rear, Mower, RH
44	1921977SM	2	CAPSCREW, Hex Head, 5/16-18 x 1-1/4
45	1704087SM	1	TRUNNION, Threaded
46	1719901SM	1	CRANK, Height of Cut
47	1714084SM	1	KNOB, Height Crank
48	1960093SM	1	PAL NUT
53	1724959SM	1	ROD, Height Adjuster
56	1920161SM	1	NUT, Hex Jam
57	1731382SM	1	ROD, TRUNNION
58	1960074SM	1	CLIP, Hairpin
59	1924940SM	1	WASHER, 3/8

Not for
Reproduction

Footnotes

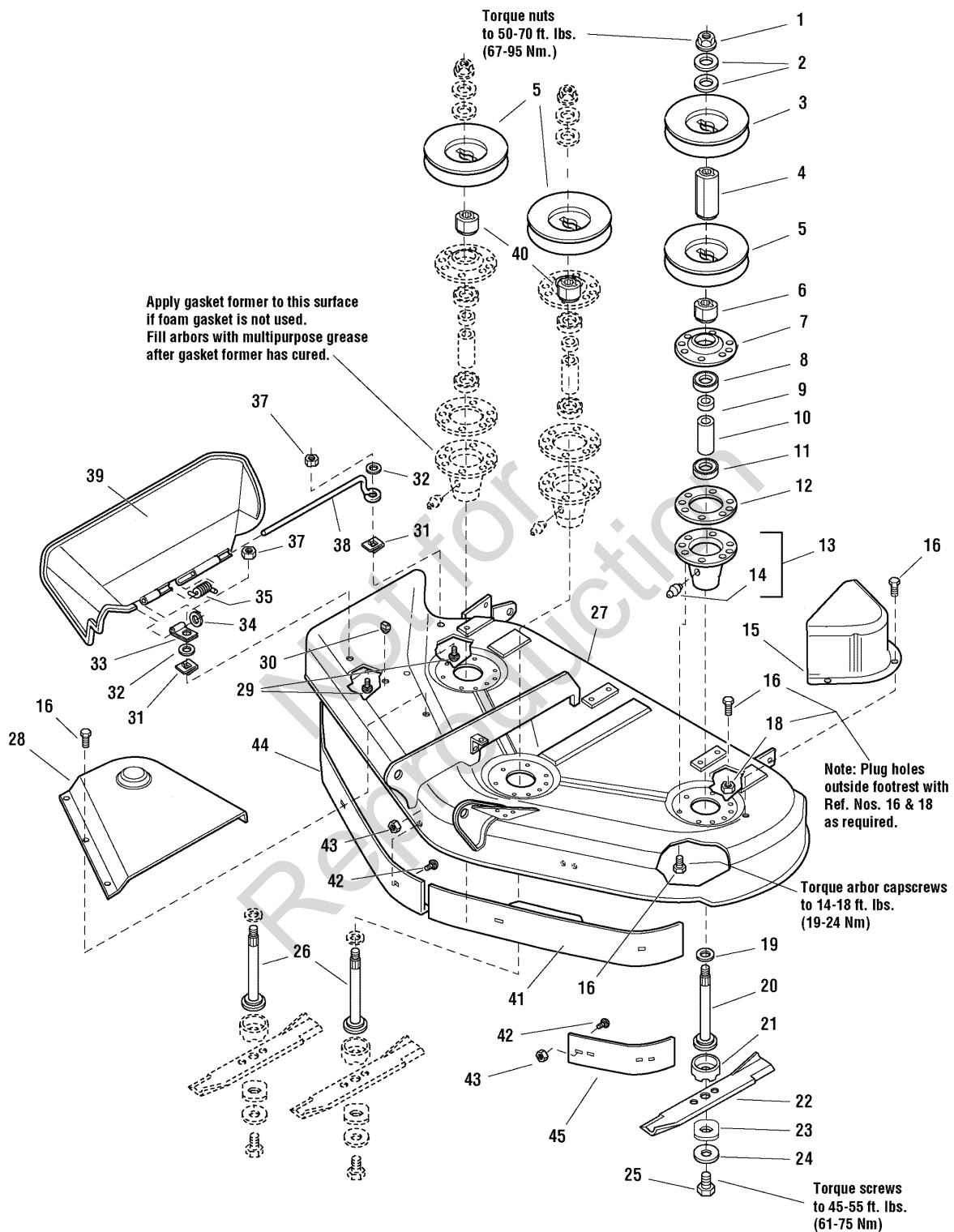
The above parts group applies to the following Mfg. Nos.:

1694037 - 44" Mower	2690276 - Broadmoor	2690701 - Broadmoor
1694043 - 44" Mower	2690279 - 1620H	
1694178 - 44" Mower	2690281 - 2620H	
1694822 - 44" Mower	2690400 - 2618	
2690273 - Broadmoor	2690424 - 2620H	
2690275 - Broadmoor	2690488 - Broadmoor	

44" Mower Deck - Housing, Arbors & Blades

985971

NOTE: Unless noted otherwise, use the standard hardware torque specification chart.



The above parts group applies to the following Mfg. Nos.:

- 1694037 - 44" Mower
- 1694043 - 44" Mower
- 1694178 - 44" Mower
- 1694822 - 44" Mower
- 2690273 - Broadmoor
- 2690275 - Broadmoor

- 2690276 - Broadmoor
- 2690279 - 1620H
- 2690281 - 2620H
- 2690400 - 2618
- 2690424 - 2620H
- 2690488 - Broadmoor

- 2690701 - Broadmoor

44" Mower Deck - Housing, Arbors & Blades

REF NO	PART NO.	QTY.	DESCRIPTION
1	1714419SM	3	NUT, Hex Flange, 9/16-18
2	1713675SM	6	WASHER, Bellevilled, 9/16
3	1713161SM	1	PULLEY, 4-1/2 O.D.
3	1713091SM	1	PULLEY, 5 O.D.
4	1713158SM	1	HUB, Double Pulley
5	1713098SM	3	PULLEY
6	1713533SM	1	HUB, Double Pulley
7	1655729ASM	3	COVER, Arbor Housing
8	2108202SM	3	BEARING, Ball, 3/4 x 1-3/4 x 5/8
9	1715724SM	3	SPACER, 21/32 x 3/4 x 5/8
10	1732544SM	3	SPACER, 11/16 x 5/32 x 2-11/16
11	1705897SM	3	BEARING, Ball, 11/16 x 1-9/16 x 15/32
12	1707335SM	3	GASKET, Foam
13	1713338ASM	3	HOUSING ASSEMBLY, Arbor Bottom, w/Lube Fitting (Includes Ref. No. 14)
14	1704314SM	3	FITTING, Grease
15	1720560ASM	1	COVER, Arbor
15	1732200ASM	1	COVER, Arbor without Ribs
16	1664847SM	29	CAPSCREW, Hex Head Taptite, 5/16-18 x 3/4
18	1931277SM	1	NUT, Hex Flange, 5/16,
19	1713619SM	3	WASHER, Bellevilled, 9/16, Black
20	1713612SM	1	SHAFT, Arbor (LH)
21	1713196SM	3	SHIELD, Grass, Lower
22	1704100ASM	3	BLADE, Mower, 16-1/8 (For 44" Deck)
23	1713089SM	3	WASHER, Hex, 11/16 x 2
24	1656916SM	3	WASHER, Spring 15/32, Black
25	2823471SM	3	CAPSCREW, Hex Head, 7/16-14 x 1
26	1713195SM	2	SHAFT, Arbor (Center & RH)
27	1685411SM	1	MOWER HOUSING ASSEMBLY, 44" Mower (Orange)
27	1687154SM	1	MOWER HOUSING ASSEMBLY, 44" Mower (Red)
28	1715673SM	1	COVER, Arbor
29	1931318SM	2	CARRIAGE BOLT, 1/4-20 x 7/8
30	1705115SM	1	PLUG, Hole
31	1960518SM	2	NUT, Push
32	1960353SM	2	WASHER, 1/4, Black
33	1704873SM	1	CLAMP
34	1919326SM	1	WASHER, 5/16, Black
35	7101082SM	1	SPRING
37	1920397SM	2	NUT, ESNA 1/4-20
38	1706709SM	1	ROD, Deflector, Front
39	1705449SM	1	DEFLECTOR, Plastic

Footnotes

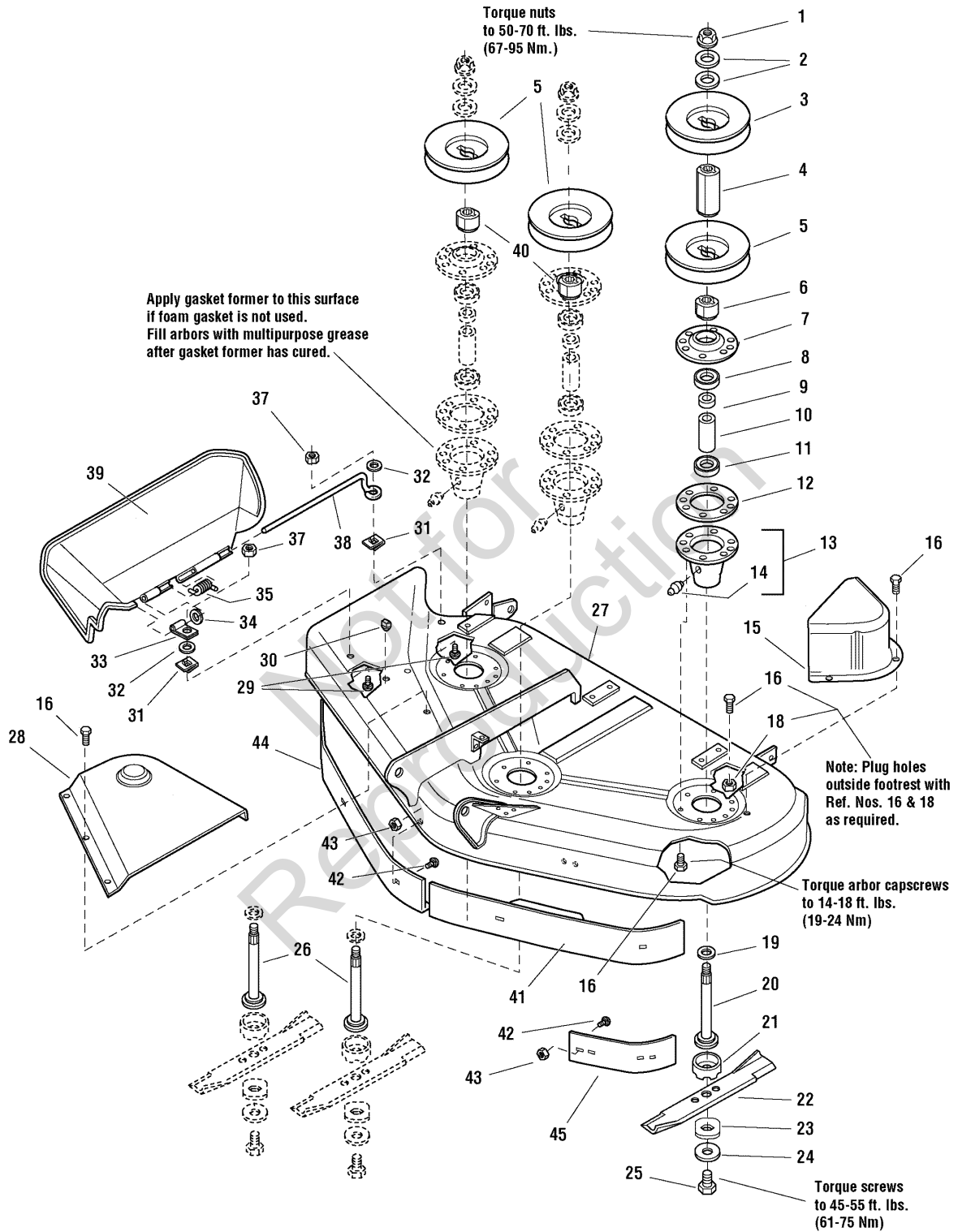
The above parts group applies to the following Mfg. Nos.:

1694037 - 44" Mower	2690276 - Broadmoor	2690701 - Broadmoor
1694043 - 44" Mower	2690279 - 1620H	
1694178 - 44" Mower	2690281 - 2620H	
1694822 - 44" Mower	2690400 - 2618	
2690273 - Broadmoor	2690424 - 2620H	
2690275 - Broadmoor	2690488 - Broadmoor	

44" Mower Deck - Housing, Arbors & Blades

985971

NOTE: Unless noted otherwise, use the standard hardware torque specification chart.



The above parts group applies to the following Mfg. Nos.:

- 1694037 - 44" Mower
- 1694043 - 44" Mower
- 1694178 - 44" Mower
- 1694822 - 44" Mower
- 2690273 - Broadmoor
- 2690275 - Broadmoor

- 2690276 - Broadmoor
- 2690279 - 1620H
- 2690281 - 2620H
- 2690400 - 2618
- 2690424 - 2620H
- 2690488 - Broadmoor

- 2690701 - Broadmoor

44" Mower Deck - Housing, Arbors & Blades

REF NO	PART NO.	QTY.	DESCRIPTION
40	1713197SM	2	HUB, Pulley, Center & RH
41	1716879ASM	1	BAFFLE, Anti-Blowout, LH (CE/Export)
42	1931333SM	2/8/1	CARRIAGE BOLT, 5/16-18 x 3/4, Black (CE/Export)
43	1927557SM	2/8/1	NUT, Hex Flange Whiz Lock, 5/16-18, Black (CE/Export)
44	1716878ASM	1	BAFFLE, Anti-Blowout, RH (CE/Export)
45	1724538ASM	1	BAFFLE, Blowout, 44" & 50"

Not for
Reproduction

Footnotes

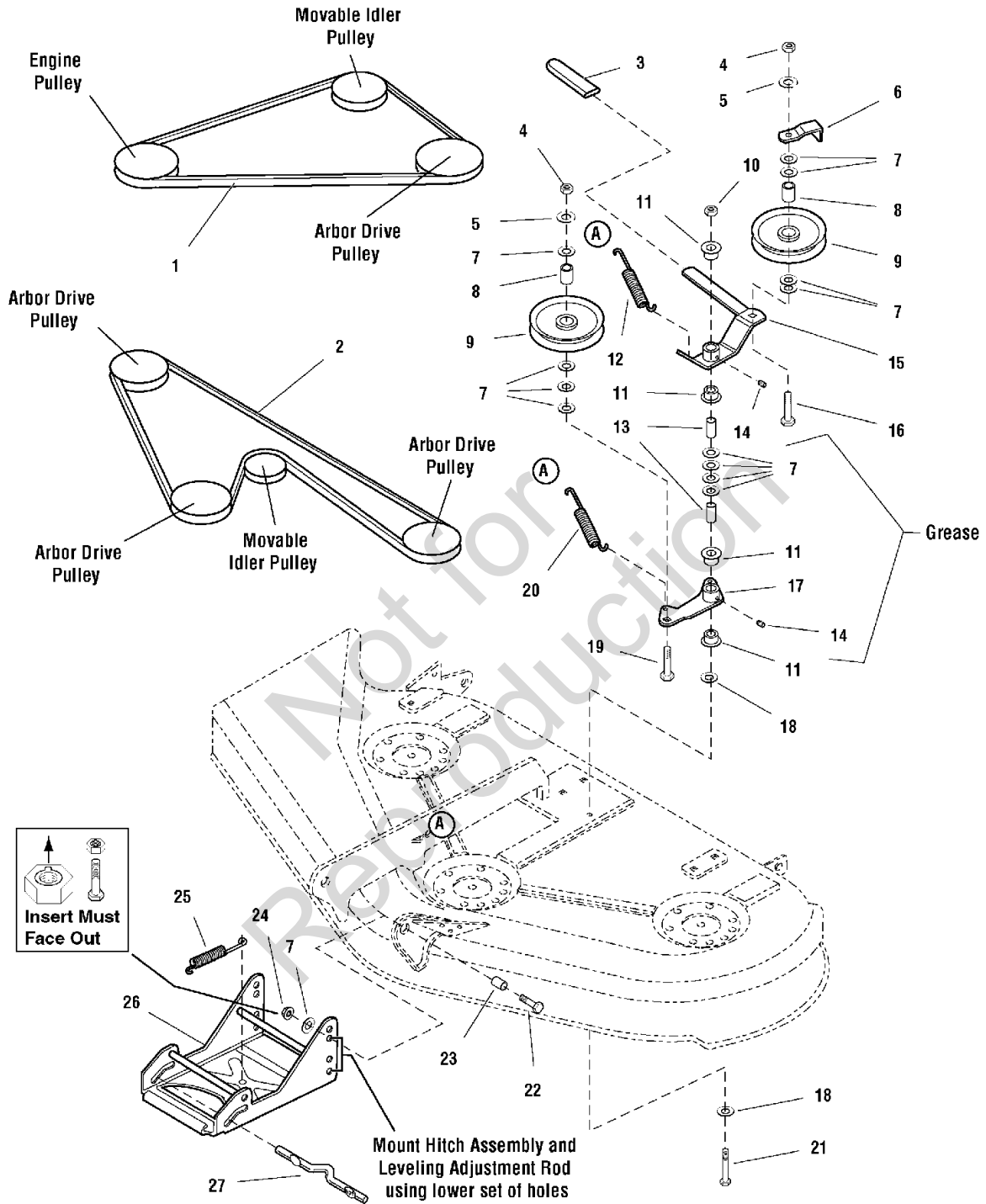
The above parts group applies to the following Mfg. Nos.:

1694037 - 44" Mower	2690276 - Broadmoor	2690701 - Broadmoor
1694043 - 44" Mower	2690279 - 1620H	
1694178 - 44" Mower	2690281 - 2620H	
1694822 - 44" Mower	2690400 - 2618	
2690273 - Broadmoor	2690424 - 2620H	
2690275 - Broadmoor	2690488 - Broadmoor	

50" Mower Deck - Clutch & Support

NOTE: Unless noted otherwise, use the standard hardware torque specification chart.

984271C



The above parts group applies to the following Mfg. Nos.:

- 1694174 - 50" Mower
- 1694473 - 50" Mower
- 1694474 - 50" Mower
- 2690278 - Broadmoor
- 2690280 - 1620H
- 2690282 - 2620H

50" Mower Deck - Clutch & Support

REF NO	PART NO.	QTY.	DESCRIPTION
1	1707740SM	1	V-BELT, Mower Drive
2	1703836SM	1	V-BELT, Arbor Drive
3	1665835	1	GRIP, Lever
4	1916950SM	2	NUT, Hex, 3/8-16
5	1916965SM	2	WASHER, Lock, 3/8
6	1677135ASM	1	BELT STOP, Idler
7	1924940SM	14	WASHER, 3/8
8	1716553SM	1	HUB, 25/64 x 3/4 x 63/64, Powder Metal
9	1685150SM	2	PULLEY, Idler (Includes Ref. No. 8)
10	1960339SM	1	NUT, Hex Flange, 3/8-16, MAC Lock Large, Black
11	1676148SM	4	BUSHING, 5/8 x 3/4 x 13/32, Powder Metal
12	1715435SM	1	SPRING
13	1674669SM	2	SPACER, 25/64 x 5/8 x 1-1/8, Case Hardened
14	2812808SM	2	GREASE FITTING
15	1704658SM	1	LEVER ASSEMBLY, Idler (Includes Ref. Nos. 11 & 14)
16	1960315SM	1	CARRIAGE BOLT, 3/8-16 x 2
17	1718561SM	1	LEVER ASSEMBLY, Idler Arm (Includes Ref. Nos. 11 & 14)
18	1924356SM	2	WASHER, 3/8, Black
19	1931352SM	1	CARRIAGE BOLT, 3/8-16 x 1-1/2
20	1656936SM	1	SPRING
21	1923938SM	1	CAPSCREW, Hex Head, 3/8-16 x 3-1/2
22	1921968SM	2	CAPSCREW, Hex Head, 3/8-16 x 1-3/8
23	2157081SM	2	SPACER, 3/8 x 3/4 x 1/2
24	2860681SM	2	NUT, Hex Aluminum Insert Lock, 3/8-16
25	2156302SM	1	SPRING
26	1707432ASM	1	HITCH ASSEMBLY
27	1715759SM	1	ROD, Latch

Footnotes

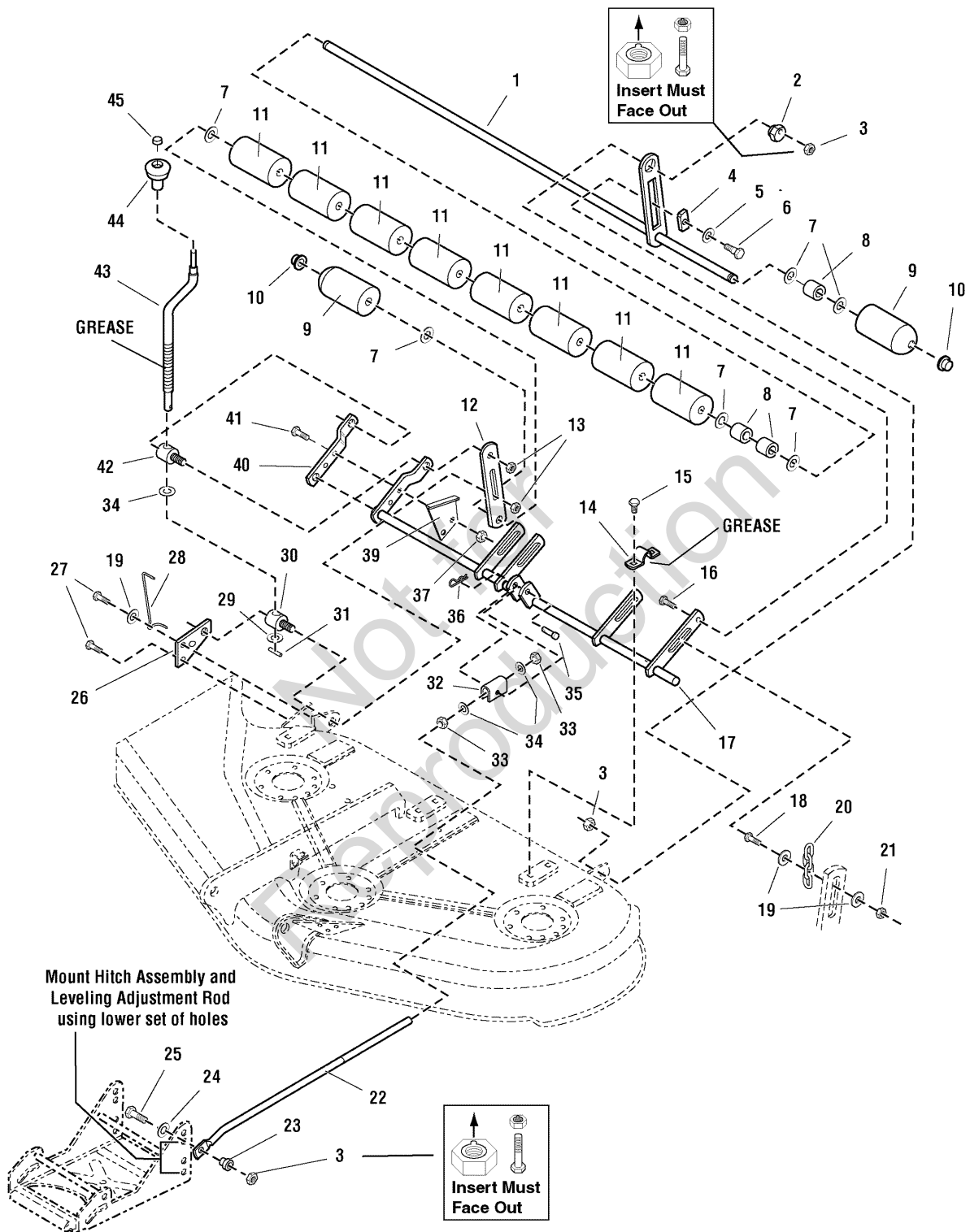
The above parts group applies to the following Mfg. Nos.:

1694174 - 50" Mower
1694473 - 50" Mower
1694474 - 50" Mower
2690278 - Broadmoor
2690280 - 1620H

50" Mower Deck - Height Adjustment & Roller Bar

986020

NOTE: Unless noted otherwise, use the standard hardware torque specification chart.



The above parts group applies to the following Mfg. Nos.:

1694174 - 50" Mower

50" Mower Deck - Height Adjustment & Roller Bar

REF NO	PART NO.	QTY.	DESCRIPTION
1	1686687SM	1	SHAFT ASSEMBLY, Roller, 50", (Includes Ref. No. 10)
2	1704082SM	1	NUT, Adjuster
3	2860681SM	3	NUT, Hex Aluminum Insert Lock, 3/8-16
4	1677507SM	1	SLIDE
5	1924361SM	1	WASHER, Plain, 1/2
6	2172622SM	1	BOLT, Shoulder, 3/8-16
7	1924366SM	8	WASHER, Plain, 1 1/4
8	1709195SM	3	SPACER, 21/32 x 5/32 x 5/8
9	1722036SM	2	ROLLER, Rounded End
10	1960520SM	2	NUT, Push
11	1668513SM	8	ROLLER
12	1704074ASM	1	BAR, Roller
13	1930644SM	2	NUT, Hex Flange, 2 Way Lock, 1/2-13
14	1665374SM	3	STRAP, Mower Arm Assembly
15	1664847SM	6	CAPSCREW, Hex Head Taptite, 5/16 -18 x 3/4
16	1931352SM	1	CARRIAGE BOLT, 3/8-16 x 1-1/2
17	1718828ASM	1	ARM ASSEMBLY, Mower
18	1930570SM	2	CAPSCREW, Hex Head, 5/16-18 x 1-1/4, G8, 1/2 Thread
19	1919381SM	5	WASHER, 5/16, Black
20	1708088ASM	2	CHAIN, 4 Link, 6 3/32 Long
21	1919438SM	2	NUT, Hex Lock ESNA Light, 5/16-18, Black
22	1722995SM	1	ROD, Adjustment
23	1706644SM	1	SPACER, 3/8 x 3/4 x 15/16
24	1924940SM	1	WASHER, 3/8
25	1922606SM	1	CAPSCREW, Hex Head, 3/8-16 x 1-3/4
26	1704080ASM	1	PLATE, Mower Support
27	1931202SM	2	CAPSCREW, Hex Head Taptite, 5/16-18 x 1-1/4
28	1704114SM	1	INDICATOR, Cutting Height
29	1704097SM	1	WASHER, Detent
30	1704086SM	1	TRUNNION
31	2816001SM	1	PIN, Roll, 1
32	1706645ASM	1	TRUNNION
33	1915726SM	2	NUT, Hex, Jam, 1/2-13
34	1960170SM	1	WASHER, 11/32
35	2118053SM	1	PIN, Clevis
36	1960074SM	1	CLIP, Hair Pin
37	1931277SM	2	NUT, Whiz Lock, 5/16-18
39	1704116ASM	1	BRACKET, Cutting Height
40	1704083ASM	1	ARM, Rear, Mower, RH
41	1921977SM	2	CAPSCREW, Hex Head, 5/16-18 x 1-1/4

Footnotes

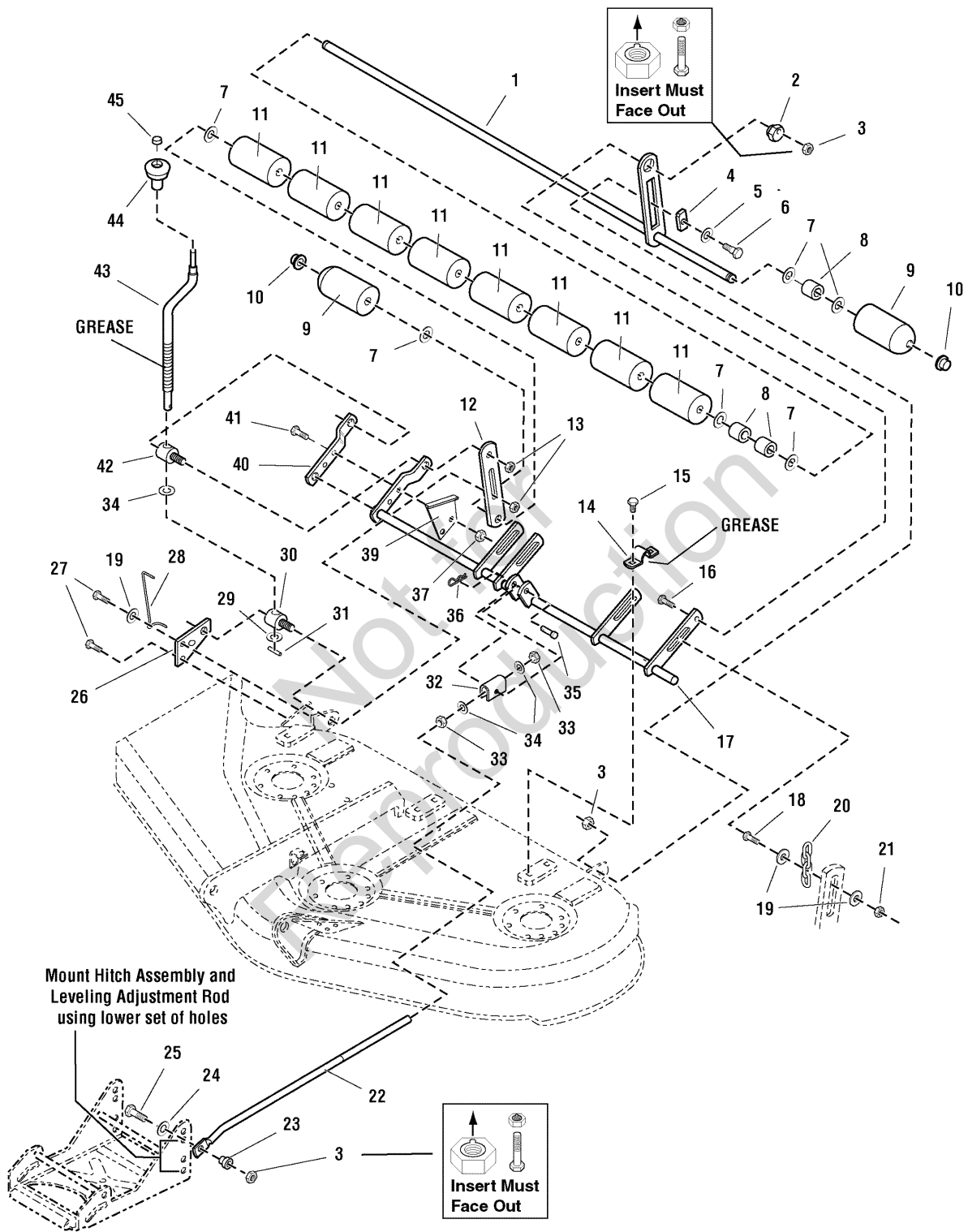
The above parts group applies to the following Mfg. Nos.:

1694174 - 50" Mower

50" Mower Deck - Height Adjustment & Roller Bar

986020

NOTE: Unless noted otherwise,
use the standard hardware torque
specification chart.



The above parts group applies to the following Mfg. Nos.:

1694174 - 50" Mower

50" Mower Deck - Height Adjustment & Roller Bar

REF NO	PART NO.	QTY.	DESCRIPTION
42	1704087SM	1	TRUNNION, Threaded
43	1719901SM	1	CRANK, Cutting Height
44	1714084SM	1	KNOB, Height Crank
45	1960093SM	1	PAL NUT

Not for
Reproduction

Footnotes

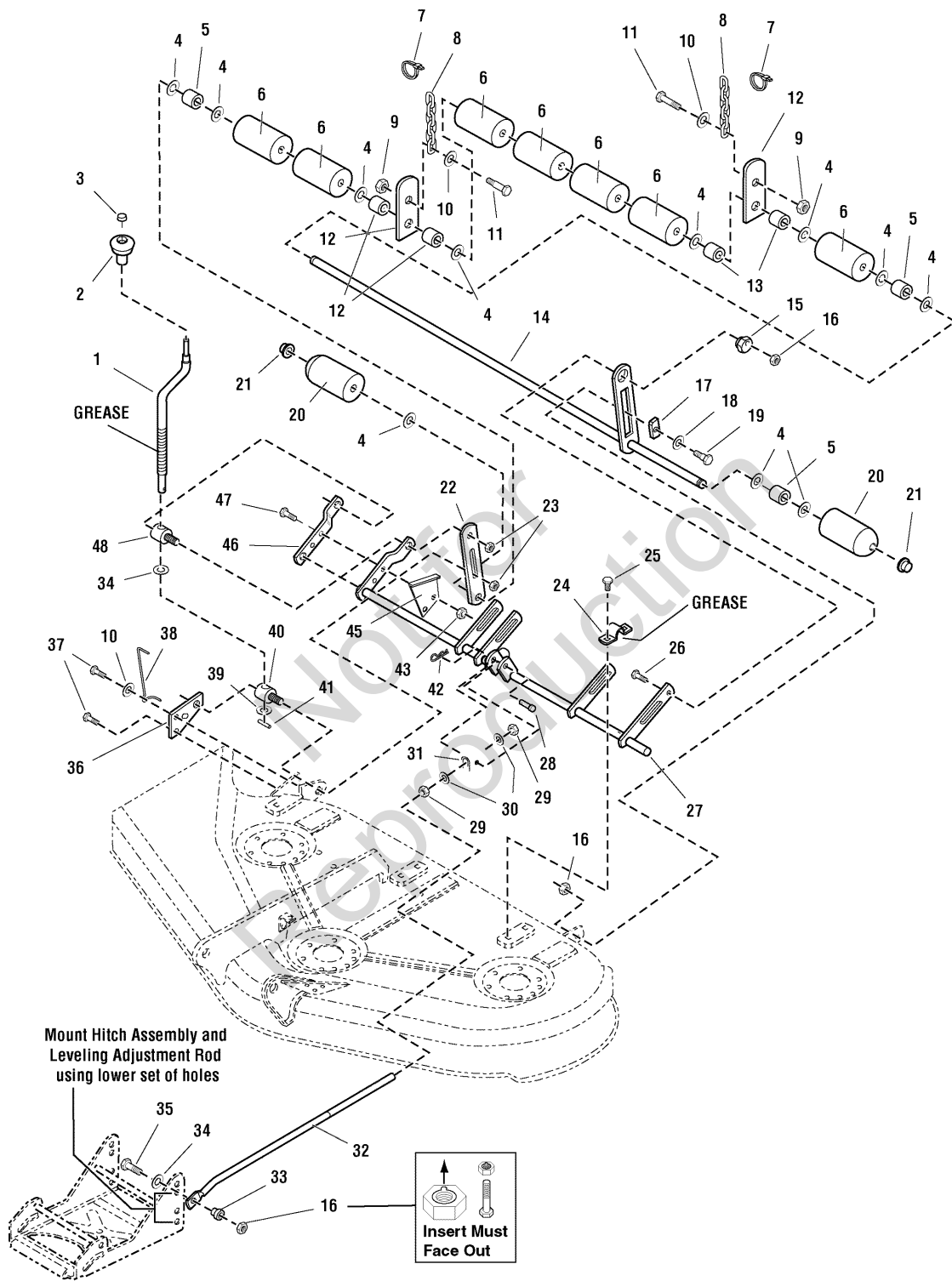
The above parts group applies to the following Mfg. Nos.:

1694174 - 50" Mower

50" Mower Deck - Height Adjustment & Roller Bar

986421

NOTE: Unless noted otherwise,
use the standard hardware torque
specification chart.



The above parts group applies to the following Mfg. Nos.:

- 1694473 - 50" Mower
- 1694474 - 50" Mower
- 2690278 - Broadmoor
- 2690280 - 1620H
- 2690282 - 2620H

50" Mower Deck - Height Adjustment & Roller Bar

REF NO	PART NO.	QTY.	DESCRIPTION
1	1719901SM	1	CRANK, Cutting Height
2	1714084SM	1	KNOB, Height Crank
3	1960093SM	1	PAL NUT
4	1924366SM	8	WASHER, Plain, 1 1/4
5	1709195SM	3	SPACER, 21/32 x 5/32 x 5/8
6	1668513SM	8	ROLLER
7	1701011SM	2	TIE, Self Locking
8	1708266ASM	2	CHAIN, 6 Link, 8 13/32 Long
9	1919438SM	2	NUT, Hex Lock ESNA Light, 5/16-18, Black
10	1919381SM	5	WASHER, 5/16, Black
11	1930570SM	2	CAPSCREW, Hex Head, 5/16-18 x 1-1/4, G8, 1/2 Thread
12	1725640ASM	2	LINK, Lift, Roller Shaft
13	1602946SM	2	SPACER
14	1686687SM	1	SHAFT ASSEMBLY, Roller, 50", (Includes Ref. No. 10)
15	1704082SM	1	NUT, Adjuster
16	2860681SM	3	NUT, Hex Aluminum Insert Lock, 3/8-16
17	1677507SM	1	SLIDE
18	1924361SM	1	WASHER, Plain, 1/2
19	2172622SM	1	BOLT, Shoulder, 3/8-16
20	1722036SM	2	ROLLER, Rounded End
21	1960520SM	2	NUT, Push
22	1704074ASM	1	BAR, Roller
23	1930644SM	2	NUT, Hex Flange, 2 Way Lock, 1/2-13
24	1665374SM	3	STRAP, Mower Arm Assembly
25	1664847SM	6	CAPSCREW, Hex Head Taptite, 5/16 -18 x 3/4
26	1931352SM	1	CARRIAGE BOLT, 3/8-16 x 1-1/2
27	1718828ASM	1	ARM ASSEMBLY, Mower
28	2118053SM	1	PIN, Clevis
29	1915726SM	2	NUT, Hex, Jam, 1/2-13
30	1960170SM	1	WASHER, 11/32
31	1706645ASM	1	TRUNNION
32	1722995SM	1	ROD, Adjustment
33	1706644SM	1	SPACER, 3/8 x 3/4 x 15/16
34	1924940SM	1	WASHER, 3/8
35	1922606SM	1	CAPSCREW, Hex Head, 3/8-16 x 1-3/4
36	1704080ASM	1	PLATE, Mower Support
37	1931202SM	2	CAPSCREW, Hex Head Taptite, 5/16-18 x 1-1/4
38	1704114SM	1	INDICATOR, Cutting Height
39	1704097SM	1	WASHER, Detent
40	1704086SM	1	TRUNNION

Footnotes

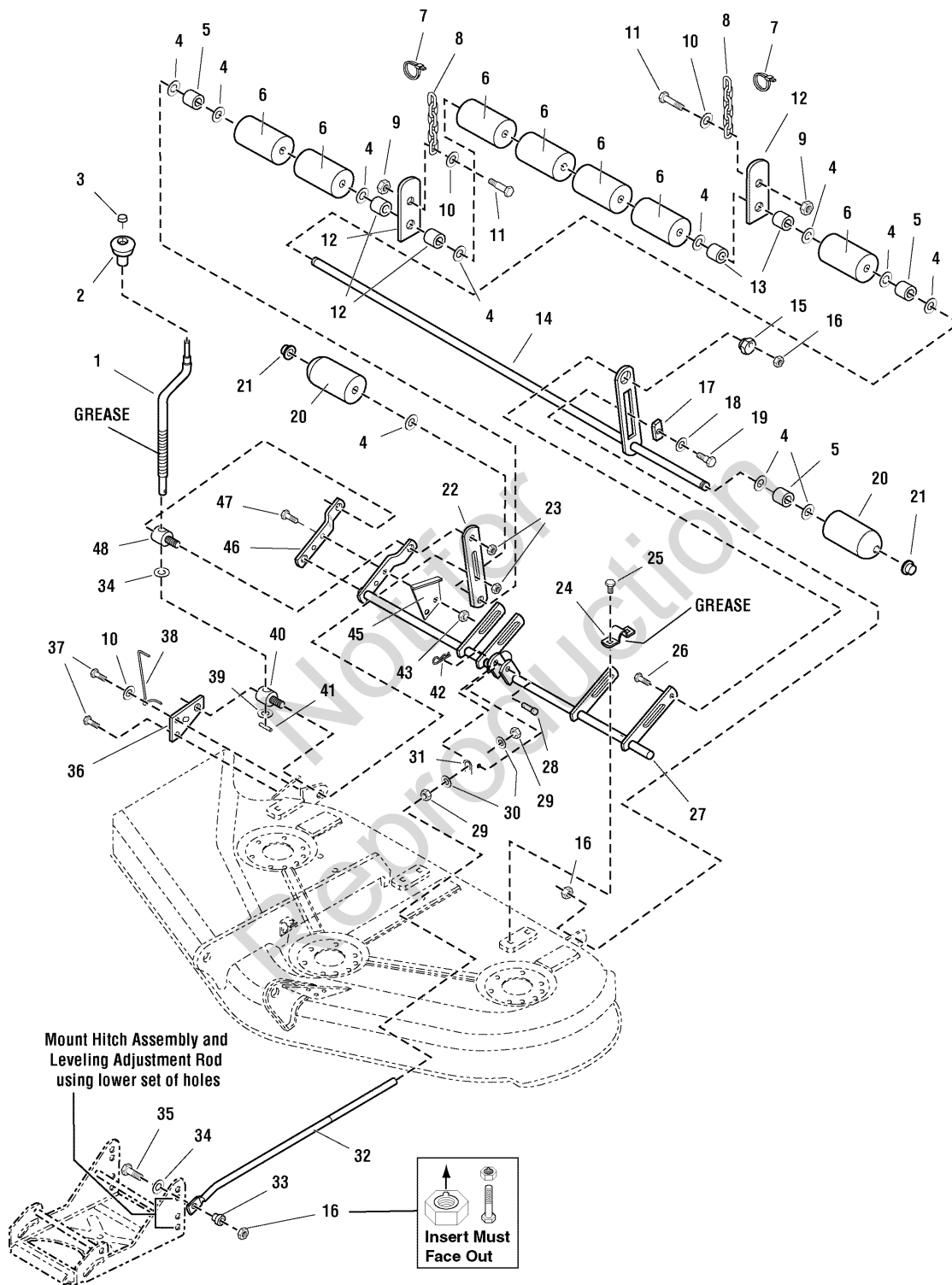
The above parts group applies to the following Mfg. Nos.:

1694473 - 50" Mower
 1694474 - 50" Mower
 2690278 - Broadmoor
 2690280 - 1620H
 2690282 - 2620H

50" Mower Deck - Height Adjustment & Roller Bar

986421

NOTE: Unless noted otherwise,
use the standard hardware torque
specification chart.



The above parts group applies to the following Mfg. Nos.:

- 1694473 - 50" Mower
- 1694474 - 50" Mower
- 2690278 - Broadmoor
- 2690280 - 1620H
- 2690282 - 2620H

50" Mower Deck - Height Adjustment & Roller Bar

REF NO	PART NO.	QTY.	DESCRIPTION
41	2816001SM	1	PIN, Roll, 1
42	1960074SM	1	CLIP, Hair Pin
43	1931277SM	2	NUT, Hex, 5/16-18 Whiz Lock Flange
45	1704116ASM	1	BRACKET, Cutting Height
46	1704083ASM	1	ARM, Rear, Mower, RH
47	1921977SM	2	CAPSCREW, Hex Head, 5/16-18 x 1-1/4
48	1704087SM	1	TRUNNION, Threaded

Not for
Reproduction

Footnotes

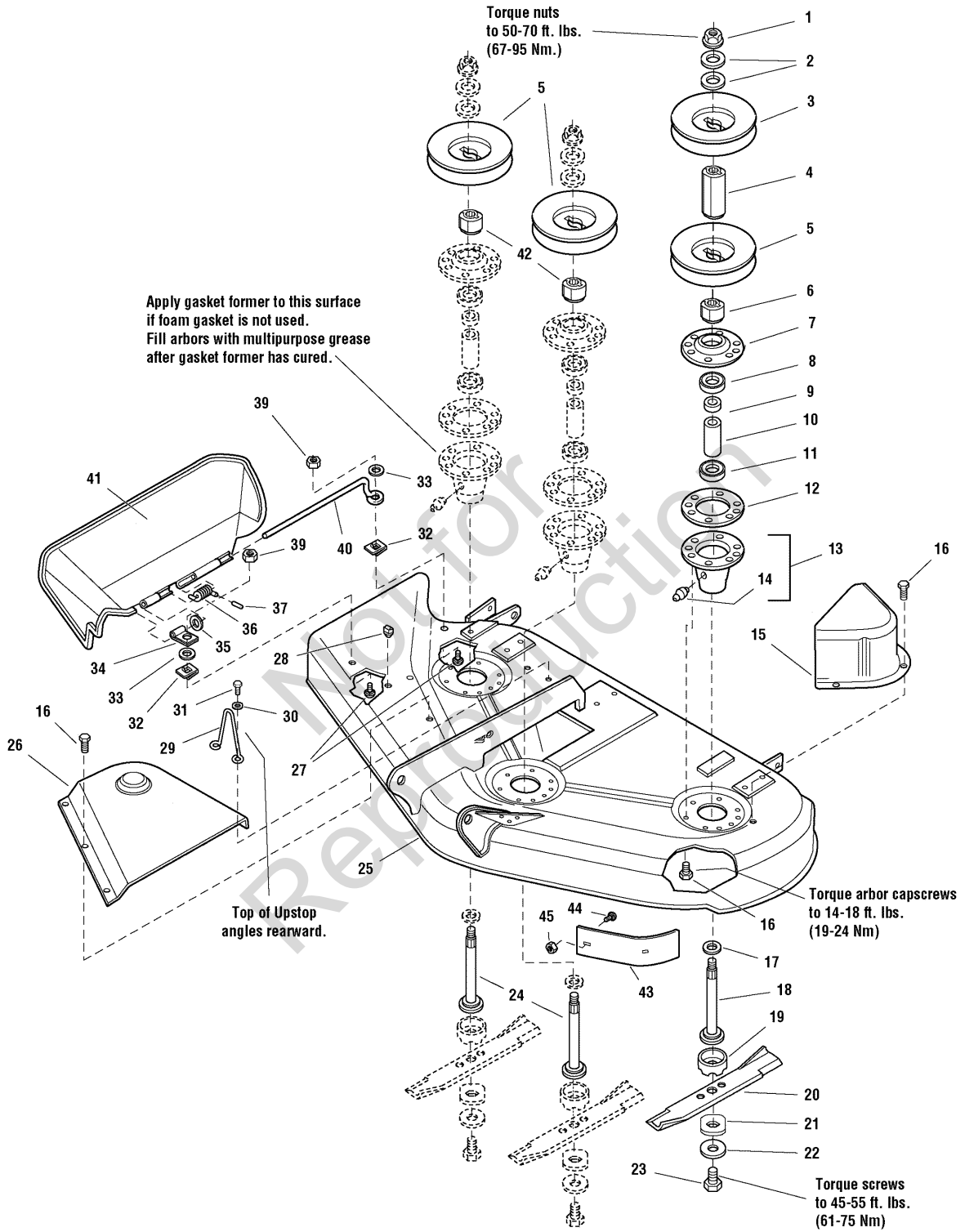
The above parts group applies to the following Mfg. Nos.:

1694473 - 50" Mower
1694474 - 50" Mower
2690278 - Broadmoor
2690280 - 1620H
2690282 - 2620H

50" Mower Deck - Housing, Arbors & Blades

986429

NOTE: Unless noted otherwise, use the standard hardware torque specification chart.



The above parts group applies to the following Mfg. Nos.:

- 1694473 - 50" Mower
- 1694474 - 50" Mower
- 2690278 - Broadmoor
- 2690280 - 1620H
- 2690282 - 2620H

50" Mower Deck - Housing, Arbors & Blades

REF NO	PART NO.	QTY.	DESCRIPTION
1	1714419SM	3	NUT, Hex Flange, 9/16-18
2	1713675SM	6	WASHER, Bellevilled, 9/16
3	1713161SM	1	PULLEY
4	1713158SM	1	HUB, Double Pulley
5	1713098SM	3	PULLEY
6	1713533SM	1	HUB, Double Pulley
7	1655729ASM	3	COVER, Arbor Housing
8	2108202SM	3	BEARING, Ball, 3/4 x 1-3/4 x 5/8
9	1715724SM	3	SPACER, 21/32 x 3/4 x 5/8
10	1732544SM	3	SPACER, 11/16 x 5/32 x 2-11/16
11	1705897SM	3	BEARING, Ball, 11/16 x 1-9/16 x 15/32
12	1707335SM	3	GASKET, Foam
13	1713338ASM	3	HOUSING ASSEMBLY, Arbor Bottom, w/Lube Fitting (Includes Ref. No. 14)
14	1704314SM	3	FITTING, Grease
15	1720560ASM	1	COVER, Arbor
16	1664847SM	26	CAPSCREW, Hex Head Taptite, 5/16-18 x 3/4
17	1713619SM	3	WASHER, Bellevilled, 9/16, Black
18	1713612SM	1	SHAFT, Arbor (LH)
19	1713196SM	3	SHIELD, Grass, Lower
20	1708229ASM	3	BLADE, Mower, 18-1/8
21	1713089SM	3	WASHER, Hex, 11/16 x 2
22	1656916SM	3	WASHER, Spring 15/32, Black
23	2823471SM	3	CAPSCREW, Hex Head, 7/16-14 x 1
24	1713195SM	2	SHAFT, Arbor (Center & RH)
25	1685495SM	1	MOWER HOUSING ASSEMBLY, 50" Mower (Orange)
25	1687156SM	1	MOWER HOUSING ASSEMBLY, 50" Mower (Red)
26	1715673SM	1	COVER, Arbor
27	1931318SM	2	CARRIAGE BOLT, 1/4-20 x 7/8
28	1705115SM	1	PLUG, Hole
29	1719929SM	1	UPSTOP
30	1924940SM	2	WASHER
31	1960541SM	2	CAPSCREW, Hex Washer Head Taptite, 5/16-18 x 3/4
32	1960518SM	2	NUT, Push
33	1960353SM	2	WASHER, 1/4, Black
34	1704873SM	1	CLAMP
35	1919326SM	1	WASHER, 5/16, Black
36	7101082SM	1	SPRING, Torsion
37	1723323SM	1	CAP, Spring End
39	1920397SM	2	NUT, Hex, 1/4-20 ESNA
40	1706709SM	1	ROD, Deflector, Front

Footnotes

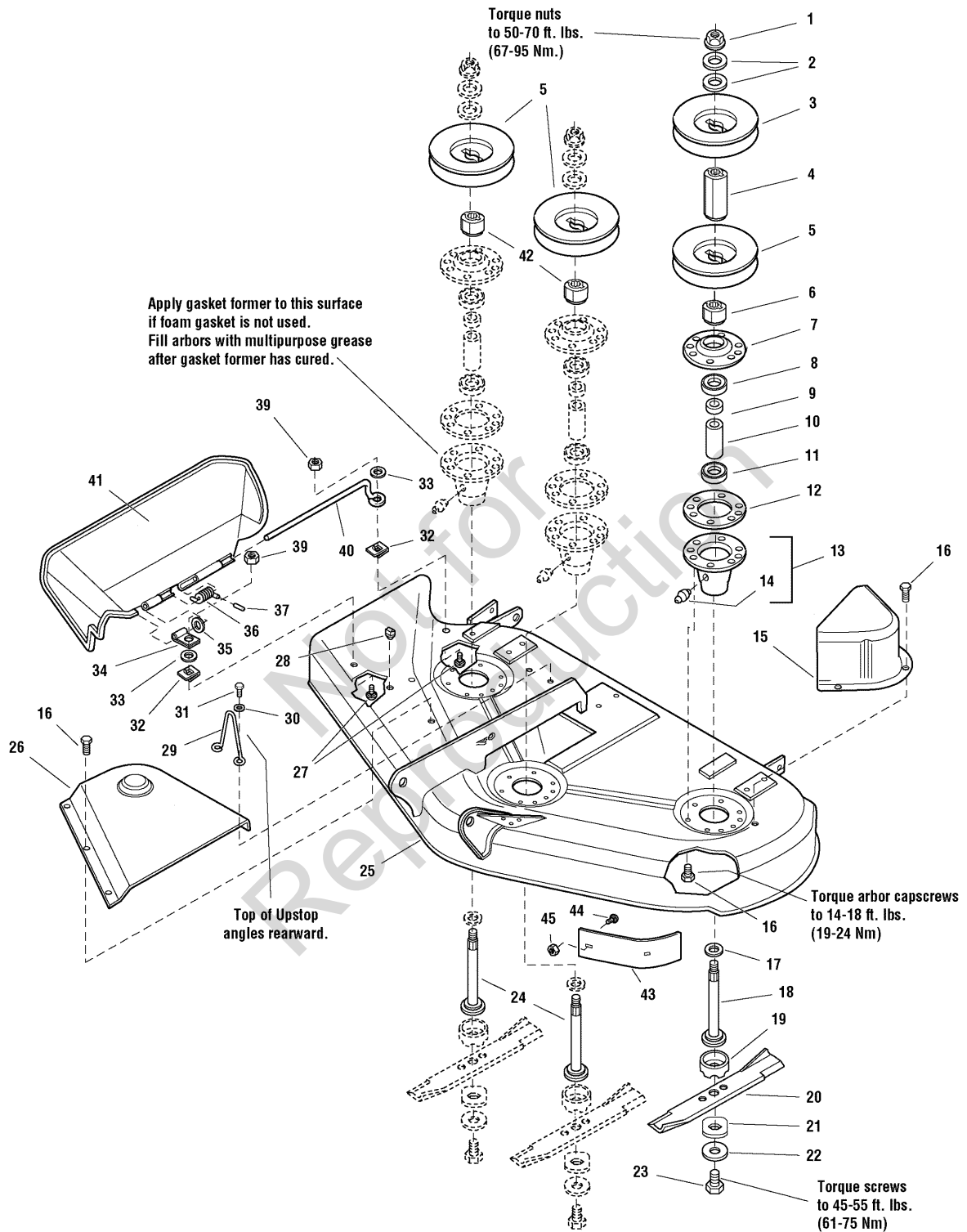
The above parts group applies to the following Mfg. Nos.:

1694473 - 50" Mower
 1694474 - 50" Mower
 2690278 - Broadmoor
 2690280 - 1620H
 2690282 - 2620H

50" Mower Deck - Housing, Arbors & Blades

986429

NOTE: Unless noted otherwise,
use the standard hardware torque
specification chart.



The above parts group applies to the following Mfg. Nos.:

- 1694473 - 50" Mower
- 1694474 - 50" Mower
- 2690278 - Broadmoor
- 2690280 - 1620H
- 2690282 - 2620H

50" Mower Deck - Housing, Arbors & Blades

REF NO	PART NO.	QTY.	DESCRIPTION
41	1705449SM	1	DEFLECTOR, Plastic
42	1713197SM	2	HUB, Pulley, Center & RH
43	1724538ASM	1	BAFFLE, Anti-Blowout
44	1927557SM	2	NUT, Hex, Whizlock, 5/16-18
45	1931333SM	2	CARRIAGE BOLT, 5/16-18 x 3/4

Not for
Reproduction

Footnotes

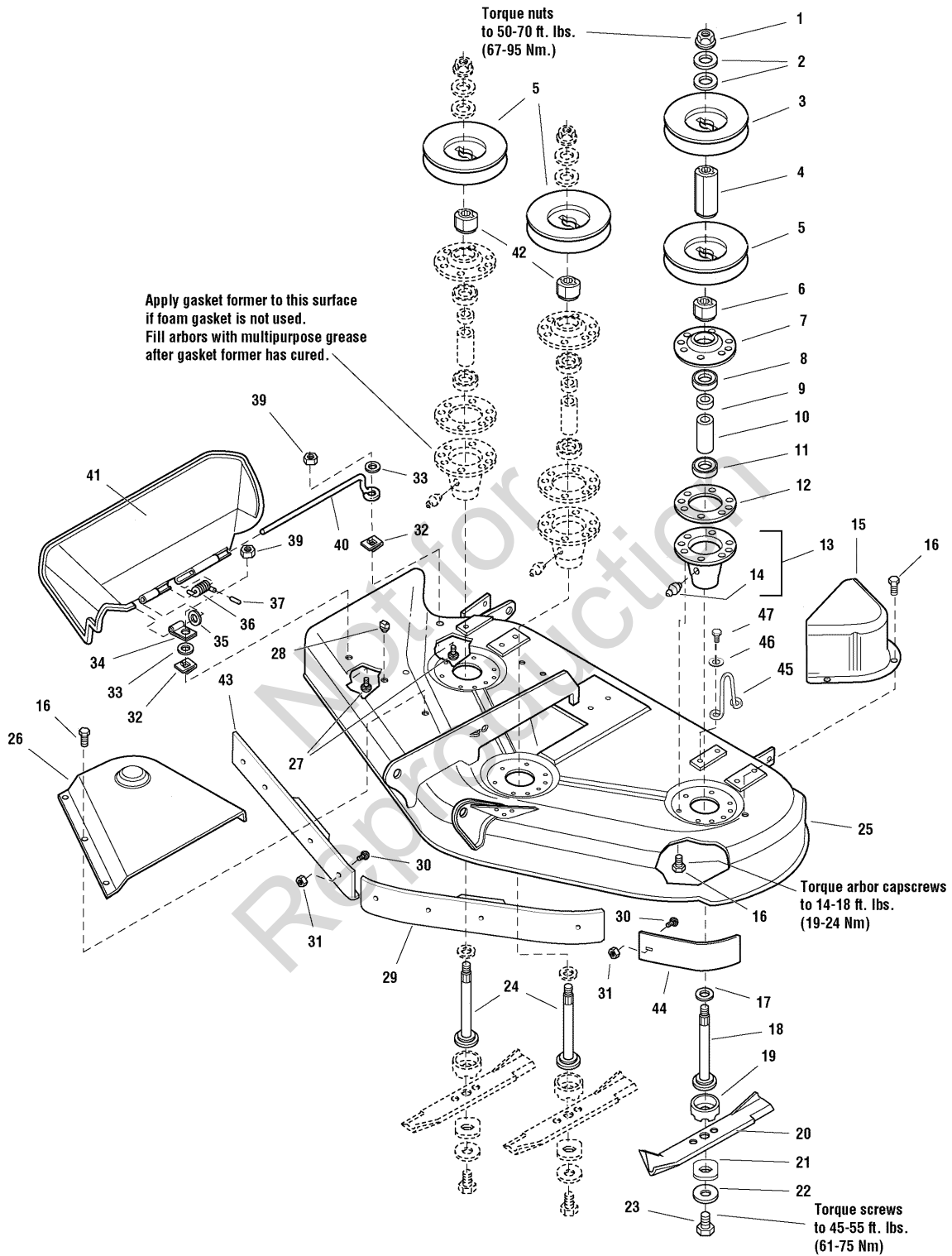
The above parts group applies to the following Mfg. Nos.:

1694473 - 50" Mower
1694474 - 50" Mower
2690278 - Broadmoor
2690280 - 1620H
2690282 - 2620H

50" Mower Deck - Housing, Arbors & Blades Group

985972

NOTE: Unless noted otherwise, use the standard hardware torque specification chart.



The above parts group applies to the following Mfg. Nos.:

1694174 - 50" Mower

50" Mower Deck - Housing, Arbors & Blades Group

REF NO	PART NO.	QTY.	DESCRIPTION
1	1714419SM	3	NUT, Hex Flange, 9/16-18
2	1713675SM	6	WASHER, Bellevilled, 9/16
3	1713161SM	1	PULLEY
4	1713158SM	1	HUB, Double Pulley
5	1713098SM	3	PULLEY
6	1713533SM	1	HUB, Double Pulley
7	1655729ASM	3	COVER, Arbor Housing
8	2108202SM	3	BEARING, Ball, 3/4 x 1-3/4 x 5/8
9	1715724SM	3	SPACER, 21/32 x 3/4 x 5/8
10	1732544SM	3	SPACER, 11/16 x 5/32 x 2-11/16
11	1705897SM	3	BEARING, Ball, 11/16 x 1-9/16 x 15/32
12	1707335SM	3	GASKET, Foam
13	1713338ASM	3	HOUSING ASSEMBLY, Arbor Bottom, w/Lube Fitting (Includes Ref. No. 14)
14	1704314SM	3	FITTING, Grease
15	1720560ASM	1	COVER, Arbor
16	1664847SM	26	CAPSCREW, Hex Head Taptite, 5/16-18 x 3/4
17	1713619SM	3	WASHER, Bellevilled, 9/16, Black
18	1713612SM	1	SHAFT, Arbor (LH)
19	1713196SM	3	SHIELD, Grass, Lower
20	1708229ASM	3	BLADE, Mower, 18-1/8
21	1713089SM	3	WASHER, Hex, 11/16 x 2
22	1656916SM	3	WASHER, Spring 15/32, Black
23	2823471SM	3	CAPSCREW, Hex Head, 7/16-14 x 1
24	1713195SM	2	SHAFT, Arbor (Center & RH)
25	1685495SM	1	MOWER HOUSING ASSEMBLY, 50" Mower (Orange)
25	1687155SM	1	MOWER HOUSING ASSEMBLY, 50" Mower (Red)
26	1715673SM	1	COVER, Arbor
27	1931318SM	2	CARRIAGE BOLT, 1/4-20 x 7/8
28	1705115SM	1	PLUG, Hole
29	1716870ASM	1	BAFFLE, Anti-Blowout, LH (CE/Export)
30	1931333SM	2/11	CARRIAGE BOLT, 5/16-18 x 3/4
31	1927557SM	2/11	NUT, Hex, Whizlock, 5/16-18
32	1960518SM	2	NUT, Push
33	1960353SM	2	WASHER, 1/4, Black
34	1704873SM	1	CLAMP
35	1919326SM	1	WASHER, 5/16, Black
36	7101082SM	1	SPRING
37	1723323SM	1	CAP, Spring End
39	1920397SM	2	NUT, Hex, 1/4-20 ESNA
40	1706709SM	1	ROD, Deflector, Front

Footnotes

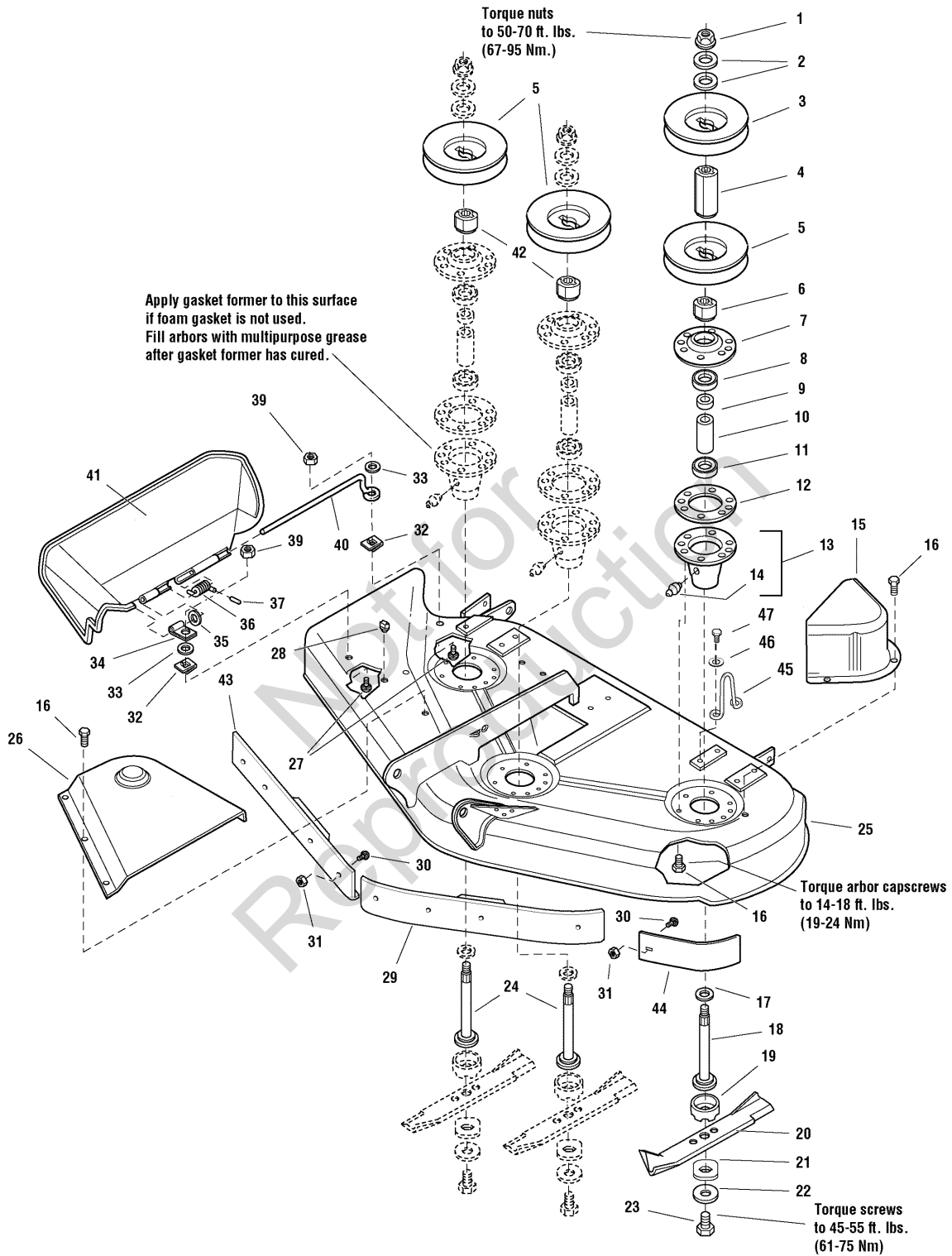
The above parts group applies to the following Mfg. Nos.:

1694174 - 50" Mower

50" Mower Deck - Housing, Arbors & Blades Group

985972

NOTE: Unless noted otherwise, use the standard hardware torque specification chart.



The above parts group applies to the following Mfg. Nos.:

1694174 - 50" Mower

50" Mower Deck - Housing, Arbors & Blades Group

REF NO	PART NO.	QTY.	DESCRIPTION
41	1705449SM	1	DEFLECTOR, Plastic
42	1713197SM	2	HUB, Pulley, Center & RH
43	1716869ASM	1	BAFFLE, Anti-Blowout, RH (CE/Export)
45	1719929SM	1	UPSTOP
44	1724538ASM	1	BAFFLE, Anit-Blowout
46	1924940SM	2	WASHER
47	1664847SM	1	CAPSCREW, Taptite 5/16-18 x 3/4

Not for
Reproduction

Footnotes

The above parts group applies to the following Mfg. Nos.:

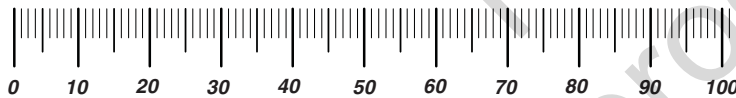
1694174 - 50" Mower

Not for
Reproduction

Hardware Identification & Torque Specifications

Torque Specification Chart								
FOR STANDARD METRIC MACHINE HARDWARE (Tolerance ± 20%)								
Property Class	5.6		8.8		10.9		12.9	
	Class 5.6		Class 8.8		Class 10.9		Class 12.9	
Size Of Hardware	in/lbs		in/lbs		in/lbs		in/lbs	
	ft/lbs	Nm.	ft/lbs	Nm.	ft/lbs	Nm.	ft/lbs	Nm.
M3	5.88	.56	13.44	1.28	19.2	1.80	22.92	2.15
M4	13.44	1.28	30.72	2.90	43.44	4.10	52.56	4.95
M5	26.4	2.50	60.96	5.75	5.97	8.10	7.15	9.7
M6	44.64	4.3	7.3	9.9	10.3	14	12.1	16.5
M7	5.2	7.1	12.1	16.5	16.9	23	19.9	27
M8	7.7	10.5	17.7	24	25	34	29	40
M10	15	21	35	48	50	67	59	81
M12	26	36	61	83	86.2	117	103	140
M14	42	58	101	132	136	185	162	220
M16	64	88	147	200	210	285	250	340
M18	89	121	202	275	287	390	346	470
M20	126	171	290	390	405	550	486	660
M22	169	230	390	530	559	745	656	890
M24	217	295	497	375	708	960	840	1140
M27	320	435	733	995	1032	1400	1239	1680
M30	435	590	995	1350	1401	1900	1681	2280
M33	590	800	1349	1830	1902	2580	2278	3090
M36	759	1030	1740	2360	2441	3310	2935	3980
M39	988	1340	2249	3050	3163	4290	3798	5150

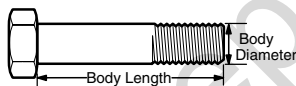
The guides and ruler furnished below are designed to help you select the appropriate hardware.



Nut, M8

Thread Diameter (mm)
Inside Diameter (in)
Threads per inch

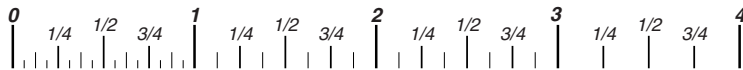
Nut, 1/2-16



Screw, M8- 1.25 x 25

Thread Diameter (mm)
Body Diameter
Distance between threads (mm)
Threads per inch
Body Length (mm)
Body Length (in)

Screw, 1/2- 16 x 2



Standard Hardware Sizing

When a washer or nut is identified as 1/2" (M8), this is the *Nominal size*, meaning the *inside diameter* is 1/2 inch (8mm metric thread diameter); if a second number is present it represents the *threads per inch* (distance between threads).

When bolt or capscrew is identified as 1/2 - 16 x 2" (M8 - 1.25 x 50), this means the *Nominal size*, or body diameter is 1/2 inch (8mm metric thread diameter), the second number, 16, represents the *threads per inch*, (1.25 thread diameter). The final number is the body length of the bolt or screw, 2 inches (50mm).

Torque Specification Chart						
FOR STANDARD MACHINE HARDWARE (Tolerance ± 20%)						
Hardware Grade	No Marks		SAE Grade 5		SAE Grade 8	
	SAE Grade 2		SAE Grade 5		SAE Grade 8	
Size Of Hardware	in/lbs		in/lbs		in/lbs	
	ft/lbs	Nm.	ft/lbs	Nm.	ft/lbs	Nm.
8-32	19	2.1	30	3.4	41	4.6
8-36	20	2.3	31	3.5	43	4.9
10-24	27	3.1	43	4.9	60	6.8
10-32	31	3.5	49	5.5	68	7.7
1/4-20	66	7.6	8	10.9	12	16.3
1/4-28	76	8.6	10	13.6	14	19.0
5/16-18	11	15.0	17	23.1	25	34.0
5/16-24	12	16.3	19	25.8	29	34.0
3/8-16	20	27.2	30	40.8	45	61.2
3/8-24	23	31.3	35	47.6	50	68.0
7/16-14	30	40.8	50	68.0	70	95.2
7/16-20	35	47.6	55	74.8	80	108.8
1/2-13	50	68.0	75	102.0	110	149.6
1/2-20	55	74.8	90	122.4	120	163.2
9/16-12	65	88.4	110	149.6	150	204.0
9/16-18	75	102.0	120	163.2	170	231.2
5/8-11	90	122.4	150	204.0	220	299.2
5/8-18	100	136	180	244.8	240	326.4
3/4-10	160	217.6	260	353.6	386	525.0
3/4-16	180	244.8	300	408.0	420	571.2
7/8-9	140	190.4	400	544.0	600	816.0
7/8-14	155	210.8	440	598.4	660	897.6
1-8	220	299.2	580	788.8	900	1,244.0
1-12	240	326.4	640	870.4	1,000	1,360.0

NOTES

- These torque values are to be used for all hardware excluding: locknuts, self-tapping screws, thread forming screws, sheet metal screws and socket head setscrews.
- Recommended seating torque values for locknuts:
 - for prevailing torque locknuts - use 65% of grade 5 torques.
 - for flange whizlock nuts and screws - use 135% of grade 5 torques.
- Unless otherwise noted on assembly drawings, all torque values must meet this specification.

Common Hardware Types

Hex Head Capscrew



Washer

Carriage Bolt



Lockwasher



Hex Nut

Wrench & Fastener Size Guide

1/4" Bolt or Nut Wrench—7/16"	5/16" Bolt or Nut Wrench—1/2"	3/8" Bolt or Nut Wrench—9/16"	7/16" Bolt or Nut Wrench (Bolt)—5/8" Wrench (Nut)—11/16"	1/2" Bolt or Nut Wrench—3/4"
M6 Bolt or Nut Wrench—10mm	M8 Bolt or Nut Wrench—13mm	M10 Bolt or Nut Wrench—17mm	M12 Bolt or Nut Wrench—19mm	M14 Bolt or Nut Wrench—22mm

Not for
Reproduction

**IT IS THE POLICY OF BRIGGS & STRATTON CORP. TO IMPROVE ITS PRODUCTS
WHENEVER IT IS POSSIBLE AND PRACTICAL TO DO SO. WE RESERVE THE RIGHT TO
MAKE CHANGES OR ADD IMPROVEMENTS AT ANY TIME WITHOUT INCURRING ANY
OBLIGATION TO MAKE SUCH CHANGES ON PRODUCTS.**

Briggs & Stratton Yard Power Products Group

3515 N. 124 Street / PO Box 702
Wauwatosa, WI 53222 USA

www.simplicitymfg.com

© Copyright 2009 by Briggs & Stratton Corporation
Milwaukee, WI, USA. All rights reserved