


Parts Manual for

SNAPPER®

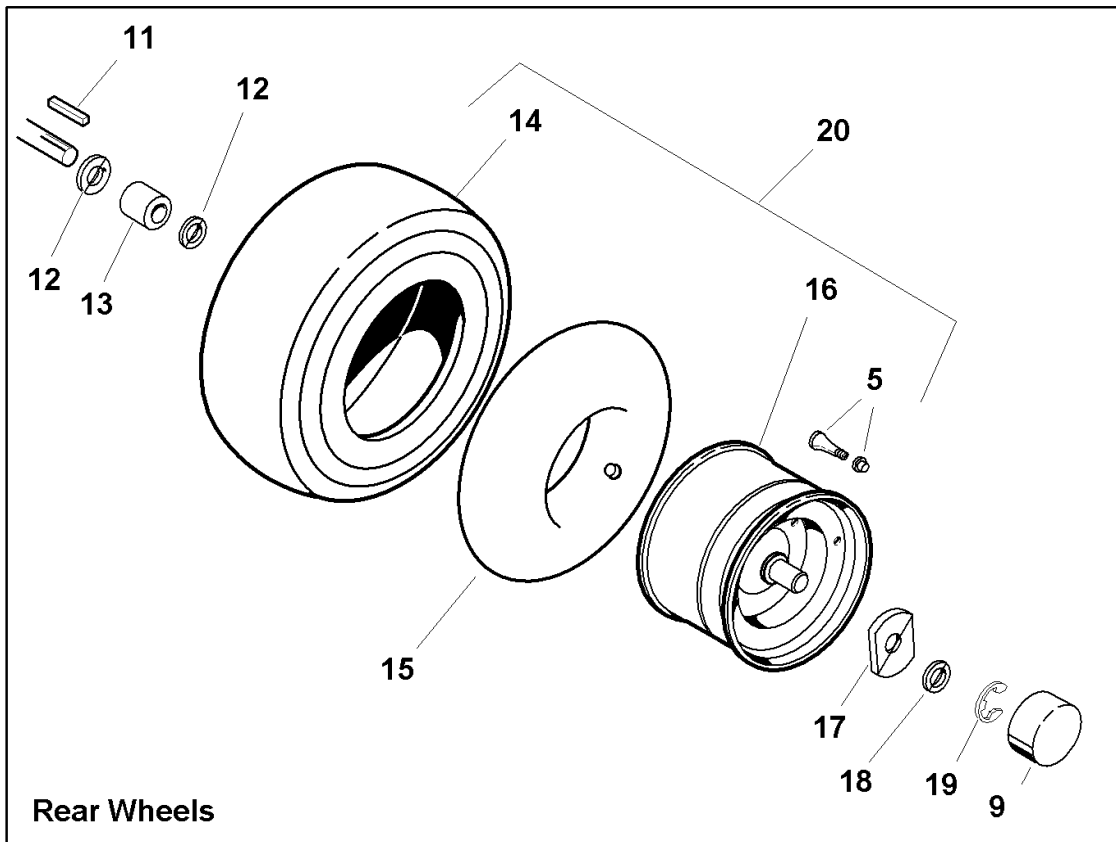
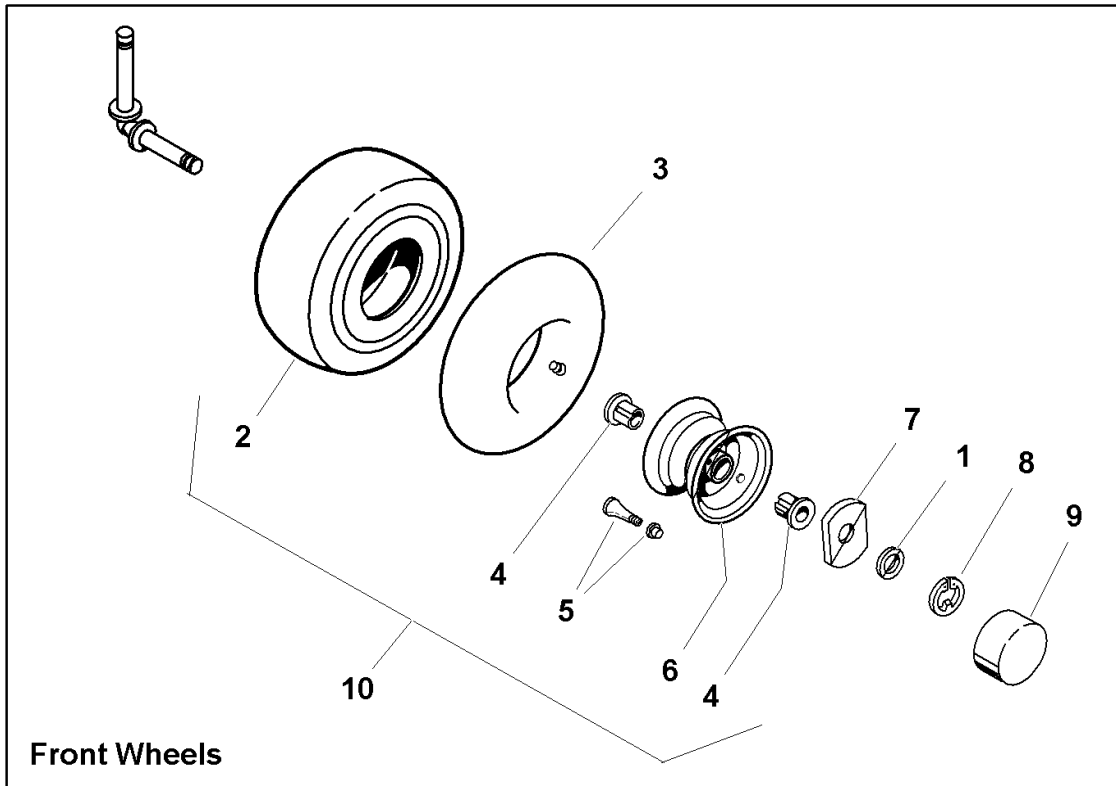
YARD TRACTOR ELECTRIC CLUTCH HYDRO DRIVE REAR DISCHARGE SERIES 0

MODEL
RD1740 (2690155)
RD1840 (1694384)
RD2040 (2690114)



SNAPPER® McDonough, GA, 30253 U.S.A.

PAGE	GROUP
4	Wheels & Tires Group
6	Hood, Grille & Dash Group
8	Steering Group
10	Frame Group
14	Controls Group
18	Cruise Control Group
20	Transmission Group - Tuff Torq K46Q
24	Transmission SERVICE PARTS - Tuff Torq K-46Q Transaxle
30	Seat Deck & Fuel Tank Group
32	Engine Group - 17HP B&S Intek
34	Engine Group - 18HP Briggs & Stratton
36	Engine Group - 20HP B&S Intek
38	Lift Group (986289_986290)
40	40" Mower Deck - Belt, Idle Arm & Hitch
42	40" Mower Deck - Height Adjustment & Roller Bar (Serial # 1999 & Below)
46	40" Mower Deck - Height Adjustment & Roller Bar (Serial # 2000 & Above)
50	40" Mower Deck - Housing, Arbors & Blade (Serial # 1999 & Below)
52	40" Mower Deck- Housing, Arbors & Blade (Serial # 2000 & Above)
56	Mulching Group
58	Hopper Group - Serviceable Screen (986269)
62	Hopper Group - Fixed Screen (SL986269)
66	Decals Group - Safety & Common
68	Electrical Group (986229)
72	Electrical Group (986230)

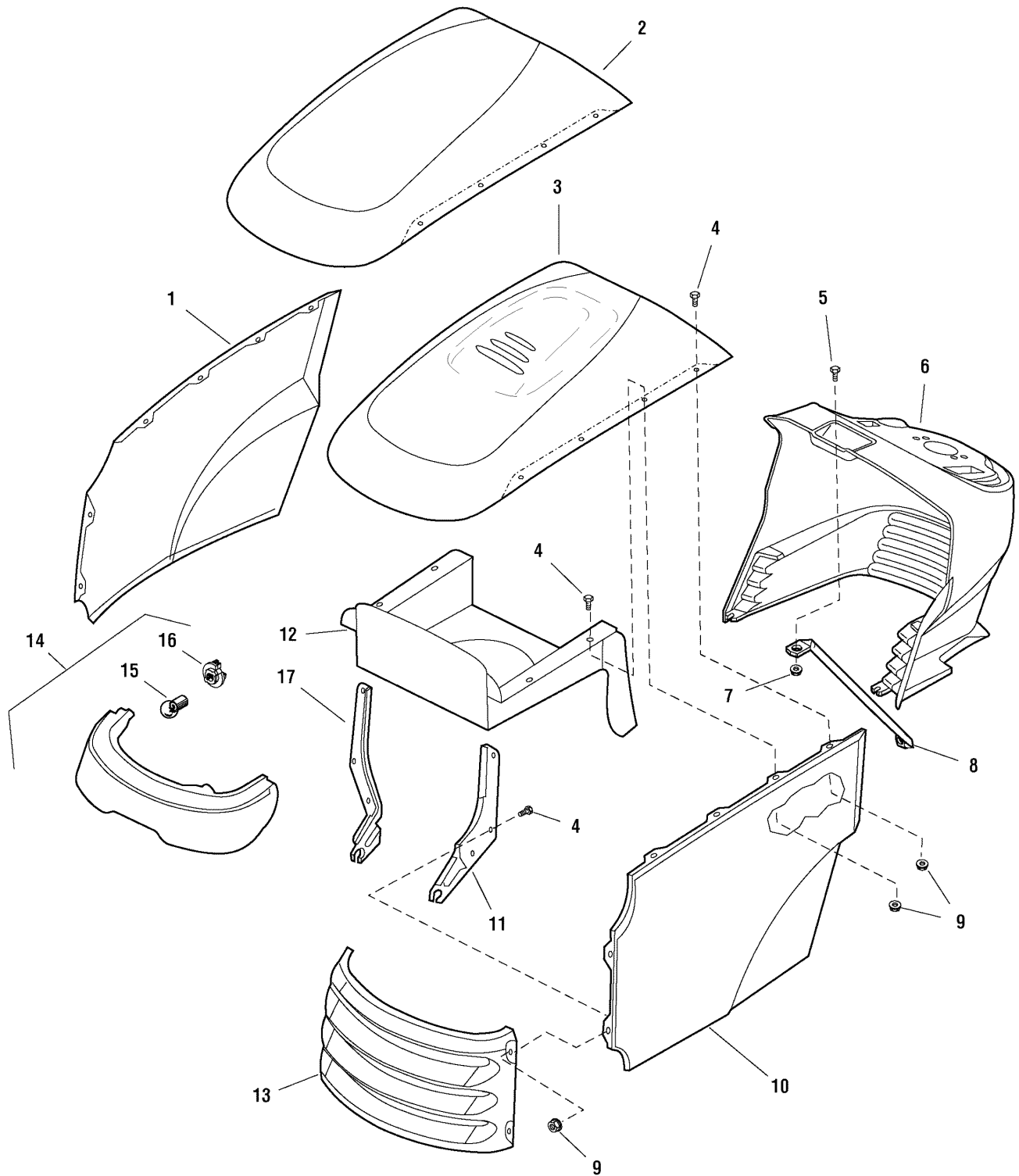


Wheels & Tires Group

Item	Part No	Qty	Description	Note
1	1919394	2	WASHER	
2	1722838	1	TIRE, 15 X 6.00 - 6, Super Turf	
3	1664090	1	TUBE, 4.10/3.50 - 6	
4	1717056	2	BEARING, Ball	
5	172353	4	VALVE STEM & CAP ASSEMBLY	
6	1722837	1	WHEEL, 4.50 X 6.00, (Includes Ref. No. 4)	
7	1722726	2	WASHER, Special	
8	932577	2	RING, Retaining	
9	1722676	4	CAP, Hub	
10	1722065	2	WHEEL & TIRE ASSEMBLY, (Includes Ref. Nos. 2, 4, 5 & 6)	
11	8221042	2	KEY	
12	960202	4	WASHER	
13	1709527	2	SPACER	
14	1722826	1	TIRE, 20 X 10.00 -8, Super Turf	
15	173477	1	TUBE, 20 X 8.00 - 10	
16	1722835	1	WHEEL, 7.00 x 7.96	
17	1722717	2	WASHER, Special	
18	1960114	2	WASHER	
19	927794	2	RING, E Retaining	
20	1721694	2	WHEEL & TIRE ASSEMBLY, (Includes Ref. Nos. 5, 14 & 16)	

Footnotes:

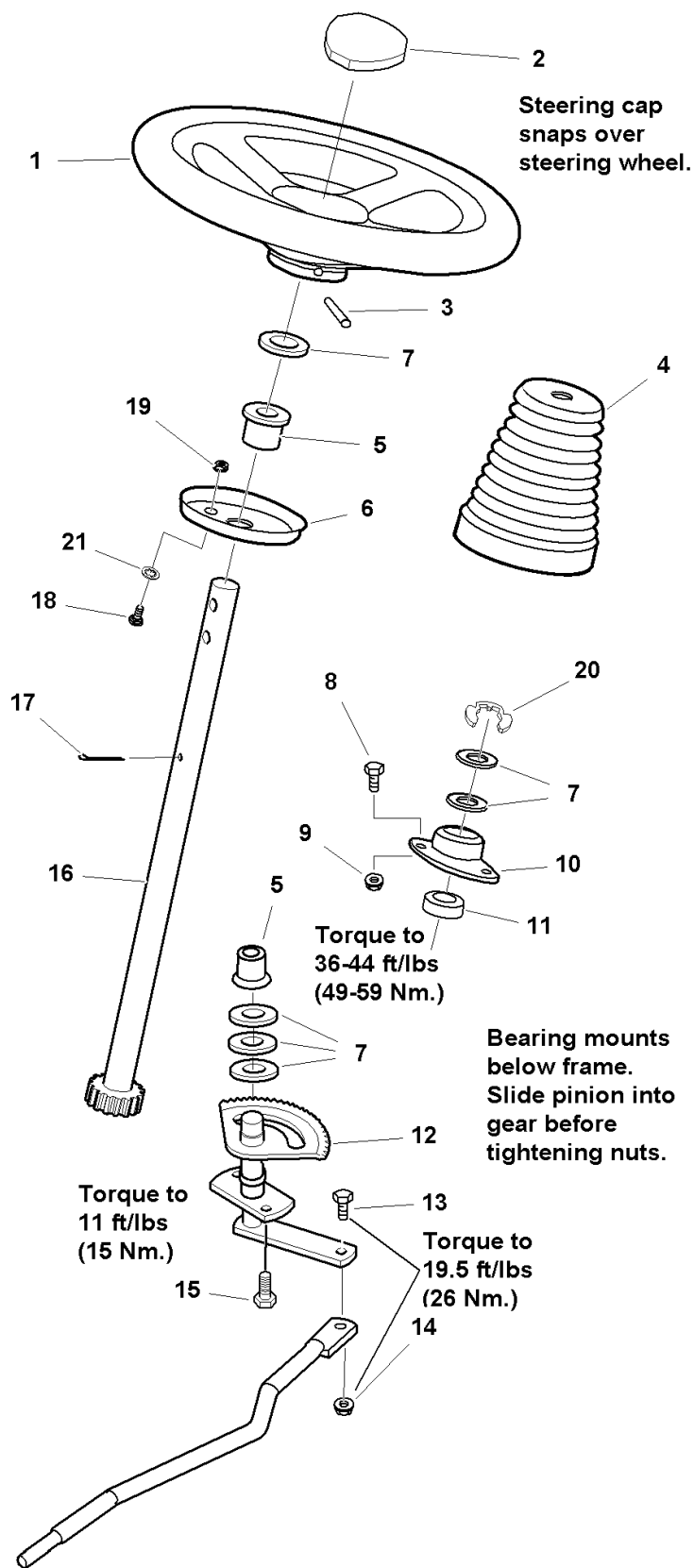
Hood, Grille & Dash Group



Hood, Grille & Dash Group

Item	Part No	Qty	Description	Note
1	1721804	1	PANEL, RH Side	
1	41721804	1	PANEL, RH Side, Red	
2	1721801	1	HOOD, no Louvers	
2	41721801	1	HOOD, no Louvers, Red	
3	1722110	1	HOOD, with Louvers	
3	41722110	1	HOOD, with Louvers, Red	
4	1960295	12	CAPSCREW, Hex Head Flange Lock,1/4-20 x 5/8	
5	1960392	1	SCREW, Phillips Head, #10-24 x 1/2	
6	1686910	1	DASHBOARD, With Hole, Black	
7	1933896	1	NUT, Hex Nylock,#10-24	
8	1723123	1	ROD, Dash Support	
9	1930641	12	NUT, Hex Flange Lock, 1/4-20	
10	1721803	1	PANEL, LH Side	
10	41721803	1	PANEL, LH Side, Red	
11	1721808	1	HINGE, LH	
12	1722391	1	DUCT, Air Inlet	
13	1721802	1	GRILLE	
13	41721802	1	GRILLE, Red	
14	1721810	1	HEADLIGHT ASSEMBLY, (Includes Ref. Nos. 15 & 16)	
15	1677371	4	BULB, Headligh	
16	1723451	4	SOCKET, Headlight	
17	1721809	1	HINGE, RH	

Footnotes:

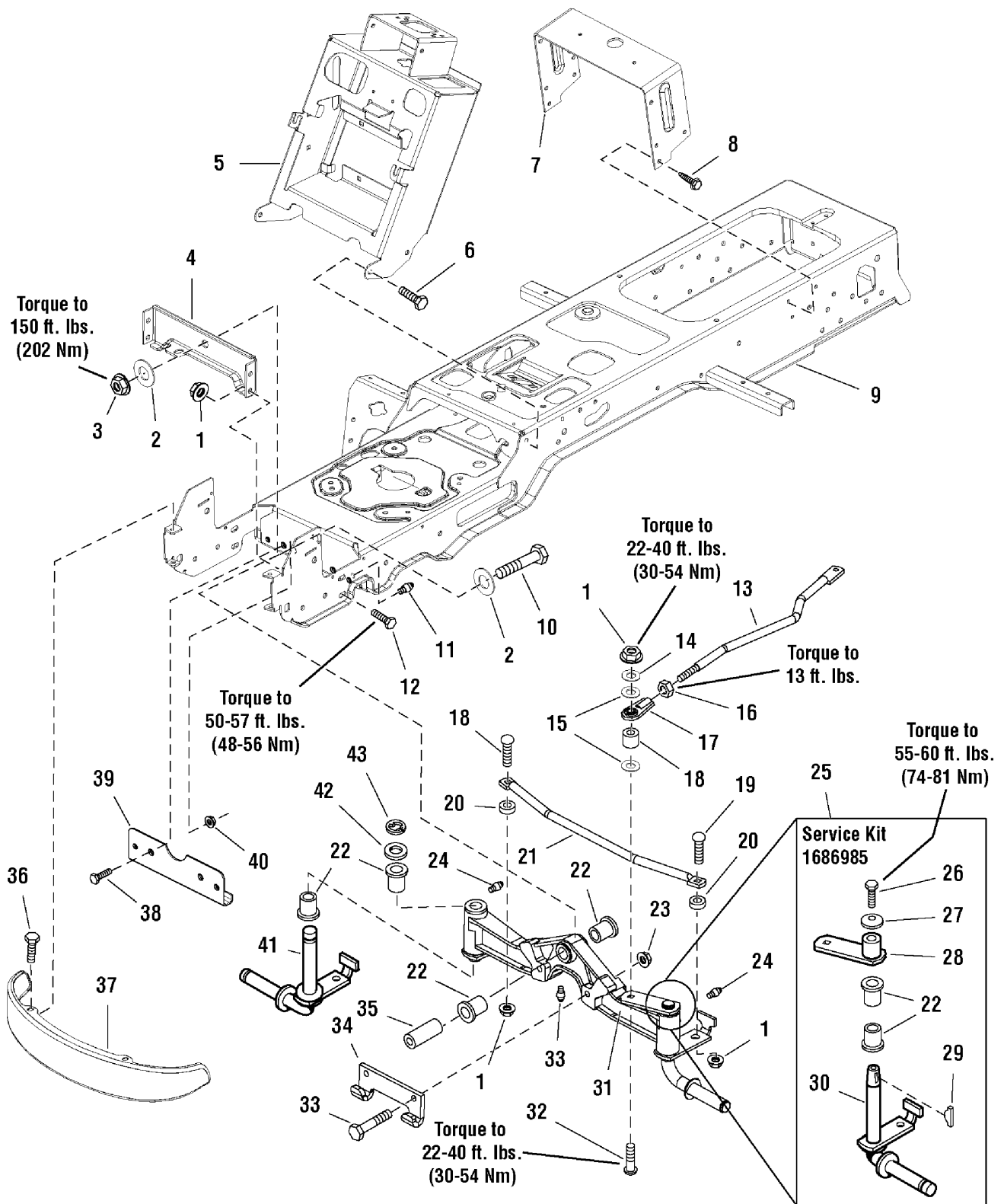


Steering Group

Item	Part No	Qty	Description	Note
1	1722318	1	STEERING WHEEL, Straight Shaft	
2	1725024	1	CAP, Steering Wheel, Plain	
3	1960540	1	PIN, Spring	
4	1722749	1	COVER, Black Rubber	
5	176440	2	BUSHING	
6	1721736	1	PLATE, Mounting Steering	
7	1960114	6	WASHER	
8	1933260	2	CAPSCREW, Hex Head Flange Lock, 3/8-16 x 3/4	
9	1931211	2	NUT, Hex Whiz Lock, 3/8-16	
10	1722459	1	BEARING, Flange	
11	1722461	1	SPACER	
12	1724470	1	GEAR & SHAFT ASSEMBLY	
13	1960032	1	CAPSCREW, Hex Head, 3/8-16 x 1-1/4	
14	1930645	1	NUT, Hex Flange Lock, 3/8-16	
15	1664847	2	CAPSCREW, Hex Head Taptite, 5/16-18 x 3/4	
16	1723604	1	SHAFT ASSEMBLY	
17	1919314	1	PIN, Cotter	
18	1931317	2	CARRIAGE BOLT, 1/4-20 x 3/4	
19	928372	2	NUT, Hex, 1/4-20	
20	1611710	1	RING, Clipping Extension	
21	1960114	2	WASHER	

Footnotes:

Frame Group

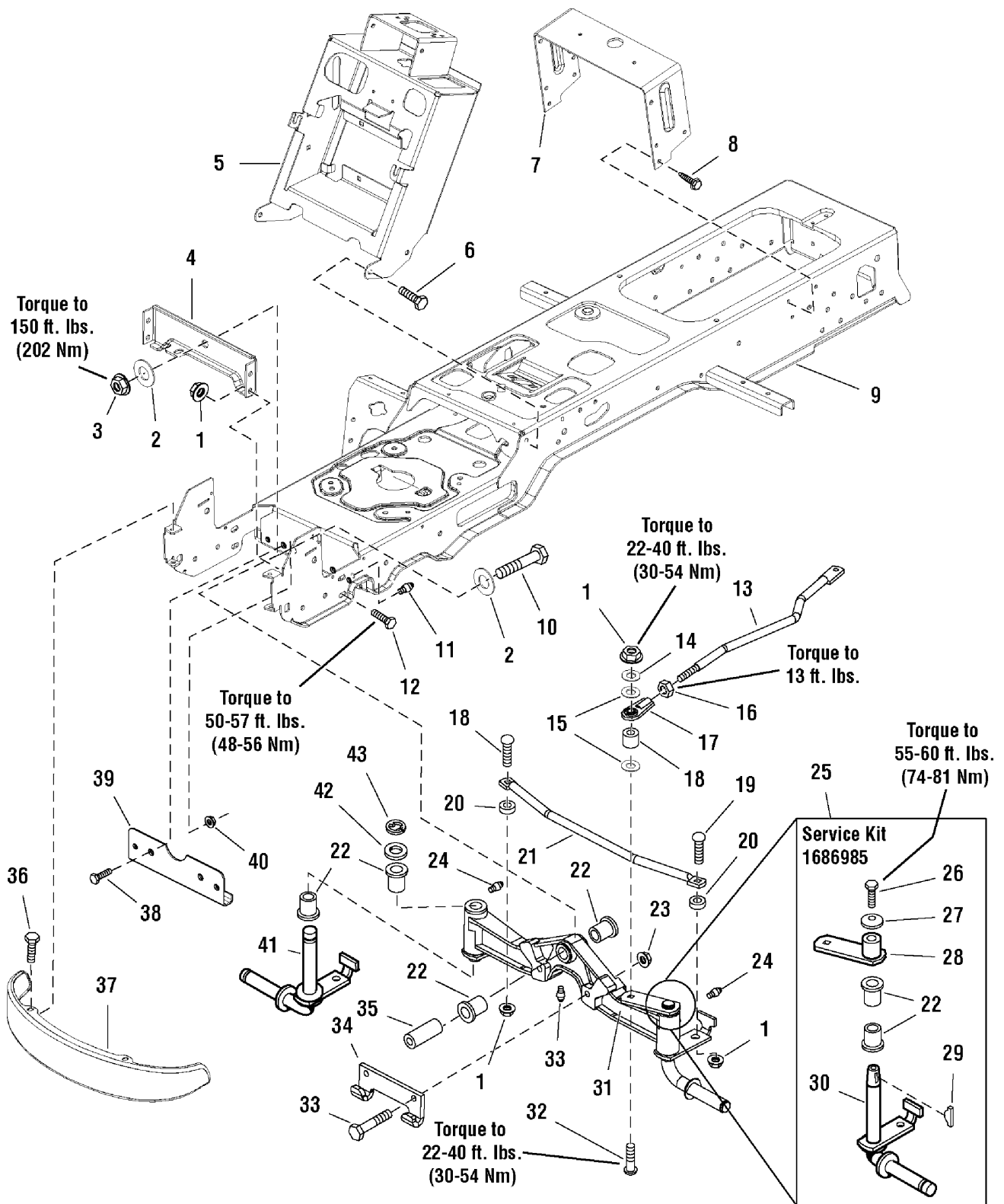


Frame Group

Item	Part No	Qty	Description	Note
1	1930645	7	NUT, Hex Flange Lock, 3/8-16	
2	1960035	2	WASHER	
3	960646	1	NUT, Hex Flange, 5/8-11	
4	1722212	1	PLATE, Axle	
5	1724081	1	TOWER & SUPPORT ASSEMBLY	
6	1923683	4	CAPSCREW, Hex Head Taptite, 3/8-16 x 3/4	
7	1723528	1	SUPPORT	
8	1664847	4	CAPSCREW, Hex Head Taptite, 5/16-18 x 3/4	
9	1726887	1	FRAME ASSEMBLY	
10	960645	1	CAPSCREW, 5/8-11 x 3-1/2	
11	1704314	2	FITTING, Grease for Wear Plate, 1/4-20, with Ball	
12	1933260	4	CAPSCREW, Hex Head, Flange Lock, 3/8-16 x 3/4	
13	1722541	1	LINK, Drag	
14	1922755	1	WASHER	
15	1960103	2	WASHER	
16	1919262	1	NUT, Hex Jam, 1/2-20	
17	1702779	1	JOINT, Ball	
18	1708236	1	SPACER	
19	1931350	2	CARRIAGE BOLT, 3/8-16 x 1	
20	1611705	2	SPACER	
21	1722626	1	ROD, Tie	
22	1721682	6	BUSHING	
23	1930650	2	NUT, Hex Flange Lock, 7/16-14	
24	1704314	3	FITTING, Lube	
25	1686985	1	SPINDLE REPLACEMENT KIT, LH (Includes Ref. Nos. 22, 26, 27,	
26	923485	1	CAPSCREW, 3/8-16 x 7/8, GR8	
27	1663151	1	WASHER, Spring, 3/8	
28	1725112	1	HUB & ARM ASSEMBLY	
29	930671	1	KEY, Woodruff	
30	1724264	1	SPINDLE, LH	
31	1722200	1	AXLE ASSEMBLY, w/ LH Spindle, Complete (Includes Ref. Nos. 2	
32	1931352	1	CARRIAGE BOLT, 3/8-16 x 1-1/2	
33	1927531	2	CAPSCREW, Hex Head, 7/16-14 x 2, GR8	
34	1721918	1	HOOK, "J"	
35	1721752	1	SPACER	
36	1960086	4	SCREW, Torx Head, 5/16-18 x 7/8	
37	1721805	1	BUMPER, Black, Steel, Standard	

Footnotes:

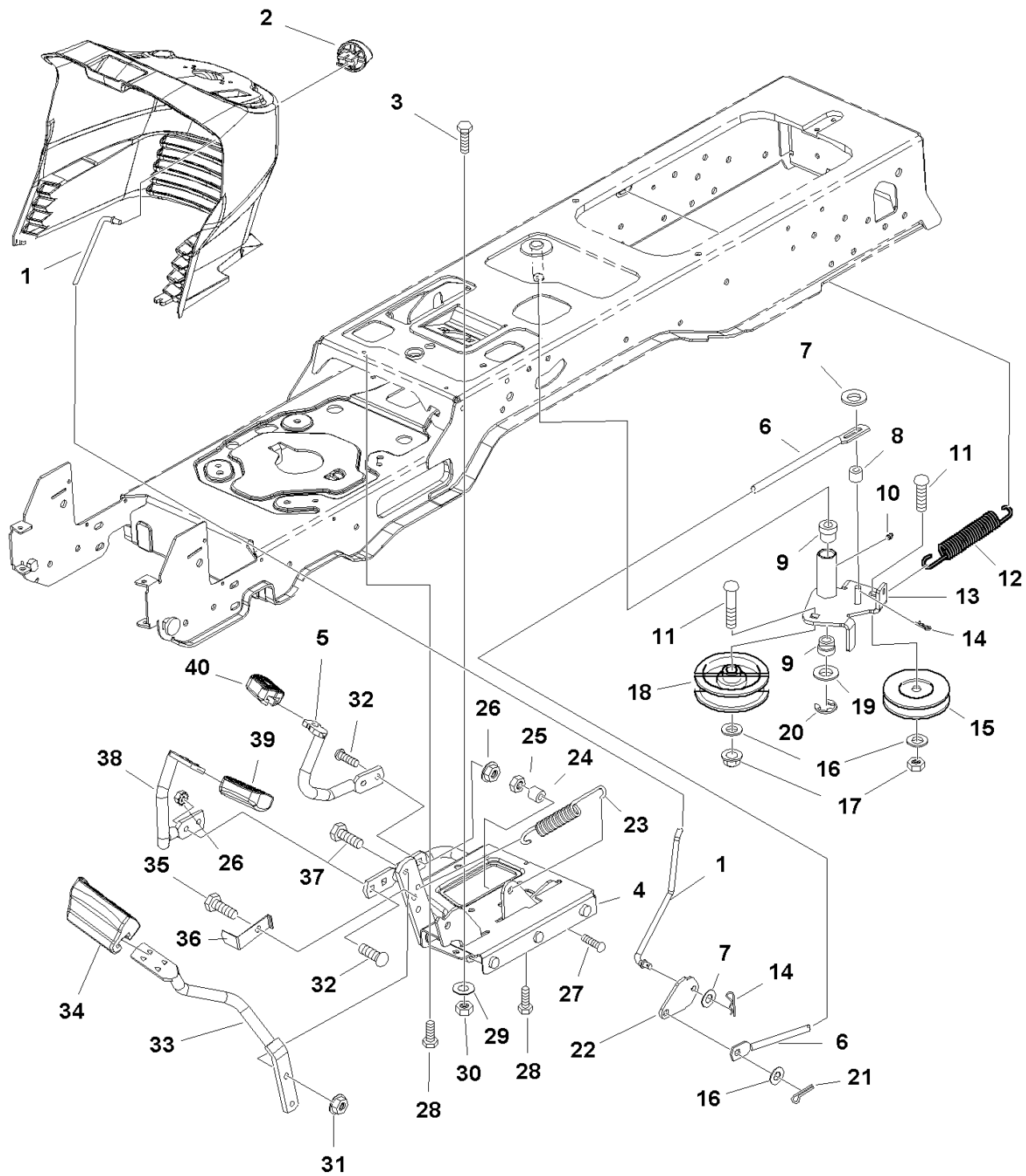
Frame Group



Frame Group

Item	Part No	Qty	Description	Note
37	1723502	1	BUMPER, Chrome, Optional	
38	1930591	2	CAPSCREW, Hex Whiz Lock, 5/16-18 x 3/4	
39	1724801	1	PLATE, Axle Wear	
40	1931277	2	NUT, Hex Falnge Whiz Lock, 5/16-18	
41	1722199	1	SPINDLE, RH	
42	1919394	1	WASHER	
43	932577	1	RETAINING RING	

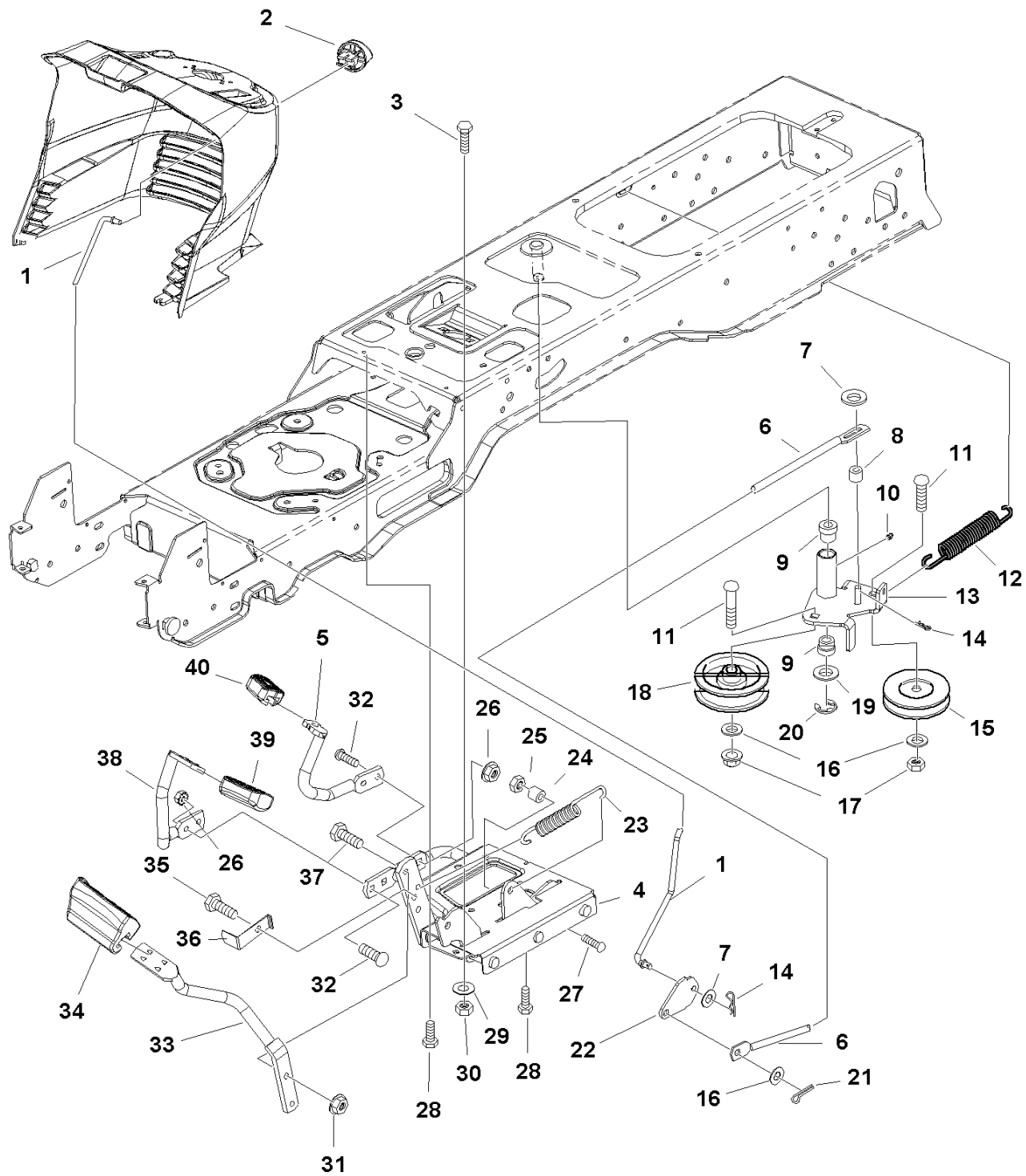
Footnotes:



Controls Group

Item	Part No	Qty	Description	Note
1	1721353	1	ROD, Brake	
2	1721891	1	KNOB, Push On, Red	
3	1930591	1	CAPSCREW, Hex Head Flange Lock, 5/16-18 x 3/4	
4	1722084	1	PEDAL ASSEMBLY	
5	1722071	1	PEDAL, Reverse	
6	1723094	1	ROD, Brake (Flat Ends)	
7	1919326	2	WASHER	
8	1723242	1	SPACER, (Earlier Only)	
9	1663114	2	BUSHING	
10	1704314	1	FITTING, Lube, Ball Check	
11	1931353	2	CARRIAGE BOLT, 3/8-16 x 1-3/4	
12	1725250	1	SPRING, Extension	
13	1724036	1	ARM & HUB ASSEMBLY, (Earlier, Requires Ref. No.8)	
13	1726882	1	ARM & HUB ASSEMBLY, (Later, Does use Ref. No. 8)	
14	1722460	2	PIN, Quick	
15	1721134	1	PULLEY ASSEMBLY, 3" OD, W/Bearing	
16	1924940	3	WASHER	
17	1919439	2	NUT, Hex Lock ESNA, 3/8-16	
18	1721133	1	PULLEY, Idler, 2-3/4 OD	
19	1960020	1	WASHER	
20	1704420	1	RING, Clipping	
21	1918447	1	PIN, Cotter	
22	1721354	1	LATCH, Brake	
23	1721995	1	SPRING, Extension	
24	1686612	1	CAM, Roller	
25	1920397	1	NUT, Hex Lock ESNA, 1/4-20	
26	1960636	4	NUT, Hex KEPS, 5/16-18	
27	1931320	1	CARRIAGE BOLT, 1/4-20 x 1-1/4	
28	1960541	3	CAPSCREW, Hex Head Taptite, 5/16-18 x 3/4	
29	1919381	1	WASHER	
30	1919438	1	NUT, Hex Lock ESNA, 5/16-18	
31	1927557	2	NUT, Hex Flange Lock, 5/16-18	
32	1931334	4	CARRIAGE BOLT, 5/16-18 x 7/8	
33	1722535	1	PEDAL, Brake	
34	1721577	1	PAD, Brake Pedal	
35	1923683	1	CAPSCREW, Hex Head Taptite, 3/8-16 x 3/4	
36	1722083	1	ACTUATOR, Switch	
37	1921333	2	CAPSCREW, Hex Head, 5/16-18 x 1	

Footnotes:

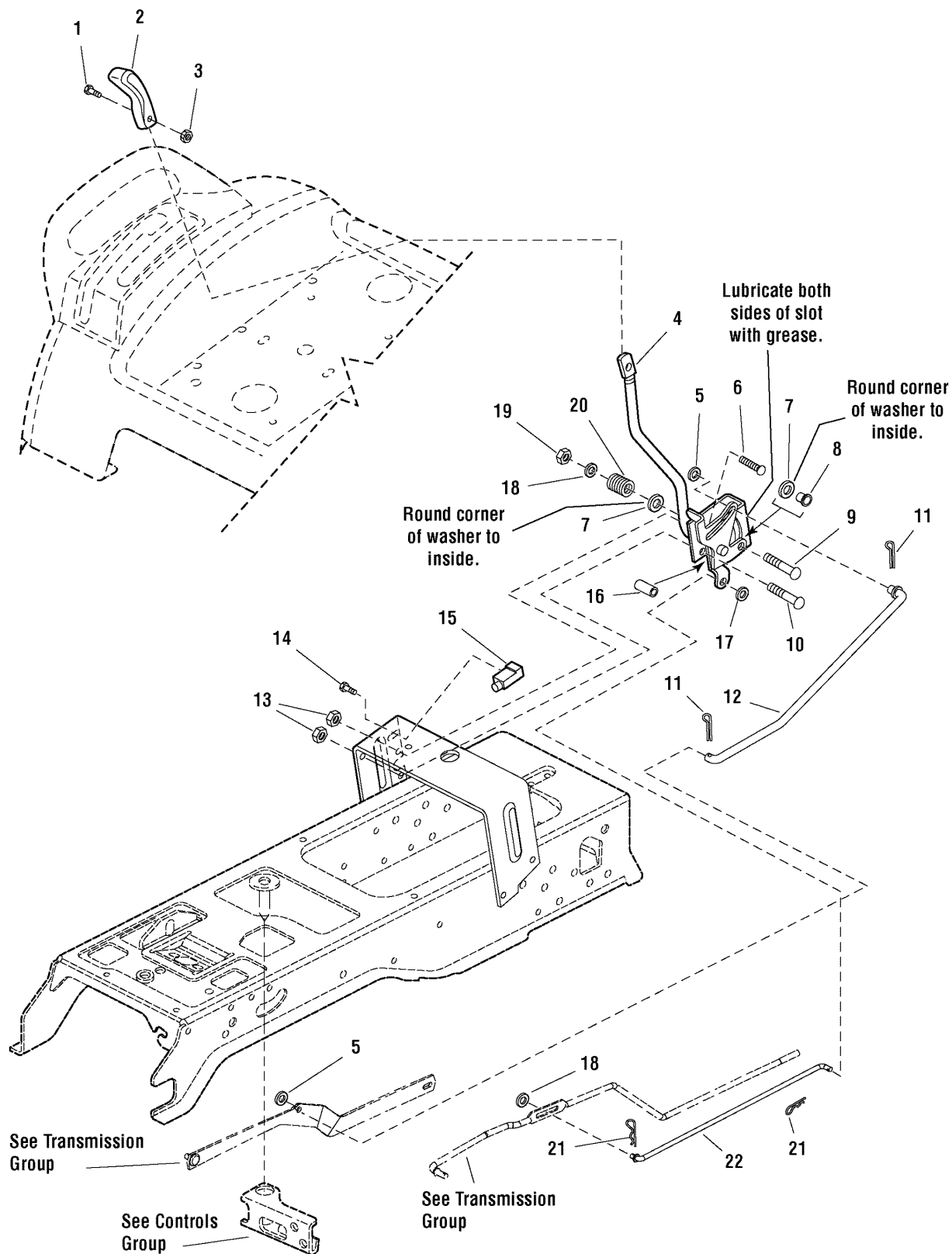


Controls Group

Item	Part No	Qty	Description	Note
38	1722070	1	PEDAL, Forward	
39	1721675	1	PAD, Foot Pedal Forward	
40	1721674	1	PAD, Foot Pedal Reverse	

Footnotes:

Cruise Control Group

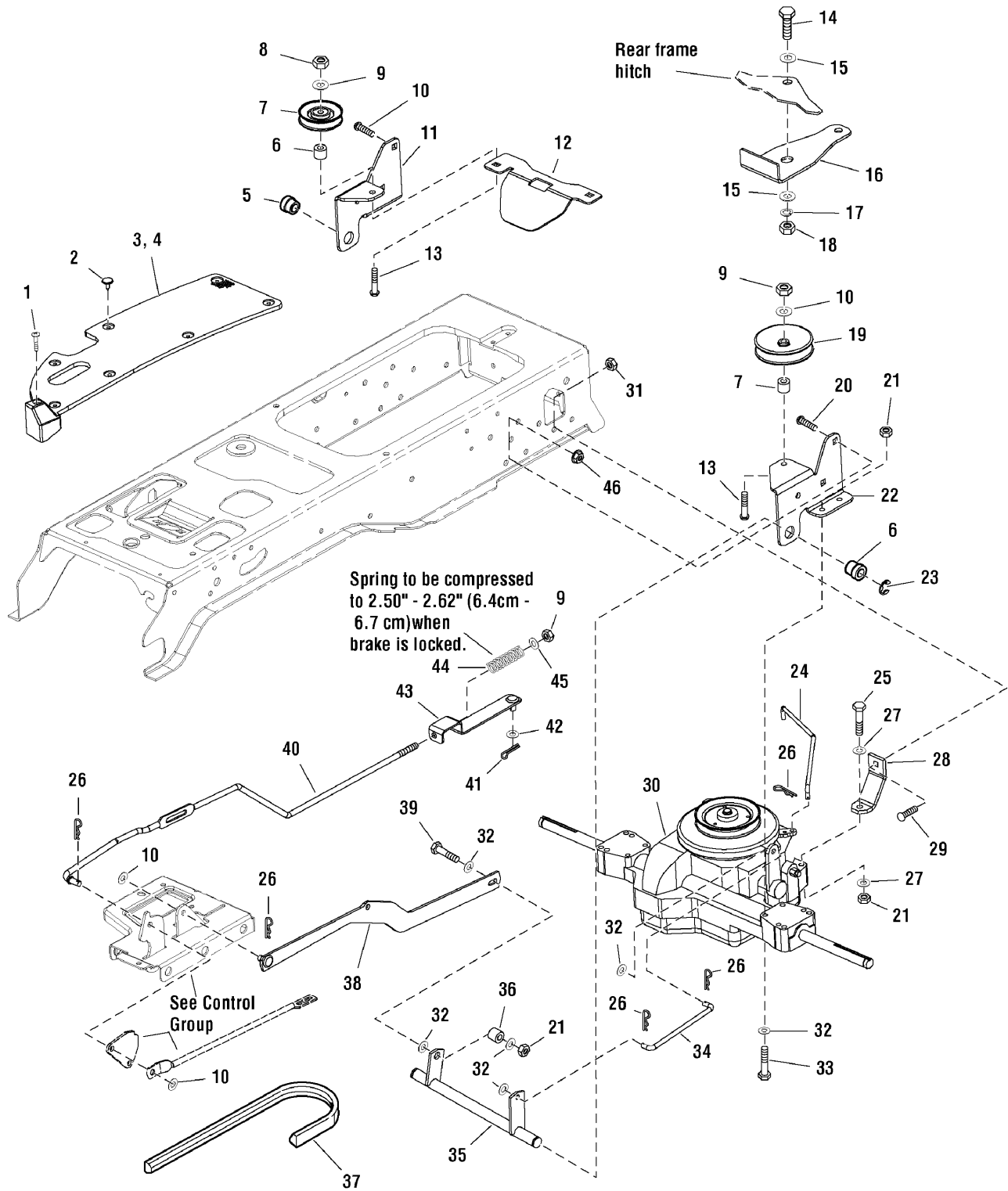


Cruise Control Group

Item	Part No	Qty	Description	Note
1	1960666	1	CAPSCREW, Torx Socket Head, 1/4-20 x 7/8	
2	1722303	1	KNOB, Cruise	
3	1920397	1	NUT, Hex ESNA Lock, 1/4-20	
4	1723258	1	LEVER & BRACKET ASSEMBLY, Cruise	
5	1924940	3	WASHER	
6	1931333	1	CARRIAGE BOLT, 5/16-18 x 3/4	
7	926192	2	WASHER, 9/16 x 1-1/4 x 1/8	
8	1709043	1	SPACER	
9	1931342	1	CARRIAGE BOLT, 5/16-18 x 2-3/4	
10	1960273	1	CARRIAGE BOLT, 5/16-18 x 2-1/4	
11	1918447	2	PIN, Cotter	
12	1723098	1	ROD, Cruise	
13	1960636	2	NUT, Hex KEPS, 5/16-18	
14	1960001	2	CAPSCREW, Hex Head Plastite, 10-14 x 5/8	
15	1717050	1	SWITCH, Push, Neutral Start, Gray	
16	1722080	1	SPACER	
17	1919326	1	WASHER	
18	1919381	2	WASHER	
19	1919438	1	NUT, Hex ESNA Lock, 5/16-18	
20	1677746	1	SPRING, Compression	
21	1722460	2	PIN, Quick	
22	1723099	1	ROD, Cruise Return	

Footnotes:

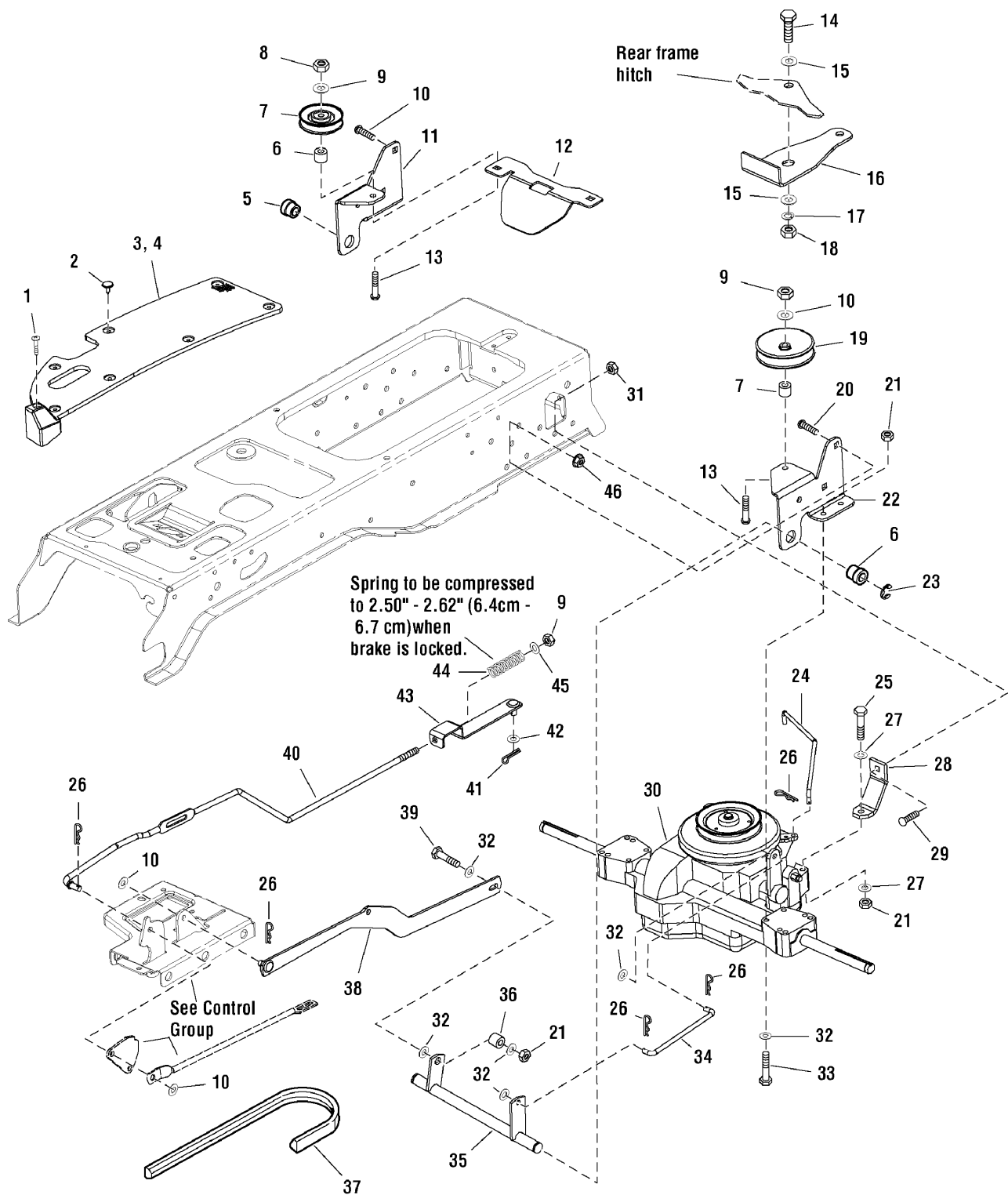
Transmission Group - Tuff Torq K46Q



Transmission Group - Tuff Torq K46Q

Item	Part No	Qty	Description	Note
1	1960676	2	SCREW, Pan Head Trox Taptite, 1/4-20 x 1-1/4	
2	1704351	15	FASTENER, Panel	
3	1722173	1	PAD, Footrest, RH	
4	1722174	1	PAD, Footrest, LH	
5	176440	2	BUSHING	
6	1667812	2	SPACER	
7	174561	1	PULLEY, 3" OD	
8	1919439	3	NUT, Hex Lock ESNA, 3/8-16	
9	1924940	3	WASHER	
10	1960268	2	CARRIAGE BOLT, 3/8-16 x 1-1/4	
11	1723035	1	SUPPORT, Transmission, RH	
12	1723037	1	BRACKET, Chute	
13	1931355	2	CARRIAGE BOLT, 3/8-16 x 2-1/4	
14	1921176	1	CAPSCREW, Hex Head, 1/2-13 x 1-1/4	
15	1960170	2	WASHER	
16	1724578	1	DRAWBAR	
17	1916966	1	LOCKWASHER, 1/2	
18	1916951	1	NUT, Hex 1/2-13	
19	1723952	1	PULLEY, 4" OD, Idler	
20	1931350	2	CARRIAGE BOLT, 3/8-16 x 1	
21	1919438	6	NUT, Hex Lock ESNA, 5/16-18	
22	1723036	1	SUPPORT, Transmisson, LH	
23	927794	2	RING, E"	
24	1723234	1	ROD, Free Wheel	
25	1921978	1	CAPSCREW, Hex Head, 5/16-18 x 2	
26	1722460	5	PIN, Quick	
27	1960141	2	WASHER	
28	1723042	1	STRAP, Torque	
29	1931333	1	CARRIAGE BOLT, 5/16-18 x 3/4	
30	1721022	1	TRANSMISSION ASSEMBLY, K46Q	
31	1960636	1	NUT, Hex KEPS, 5/16-18	
32	1919326	9	WASHER	
33	1921719	4	CAPSCREW, Hex Head, 5/16-18 x 2-1/2	
34	1723045	1	ROD	
35	1723038	1	SHAFT ASSEMBLY	
36	1666697	1	SPACER	
37	1723268	1	V-BELT, Drive	

Footnotes:

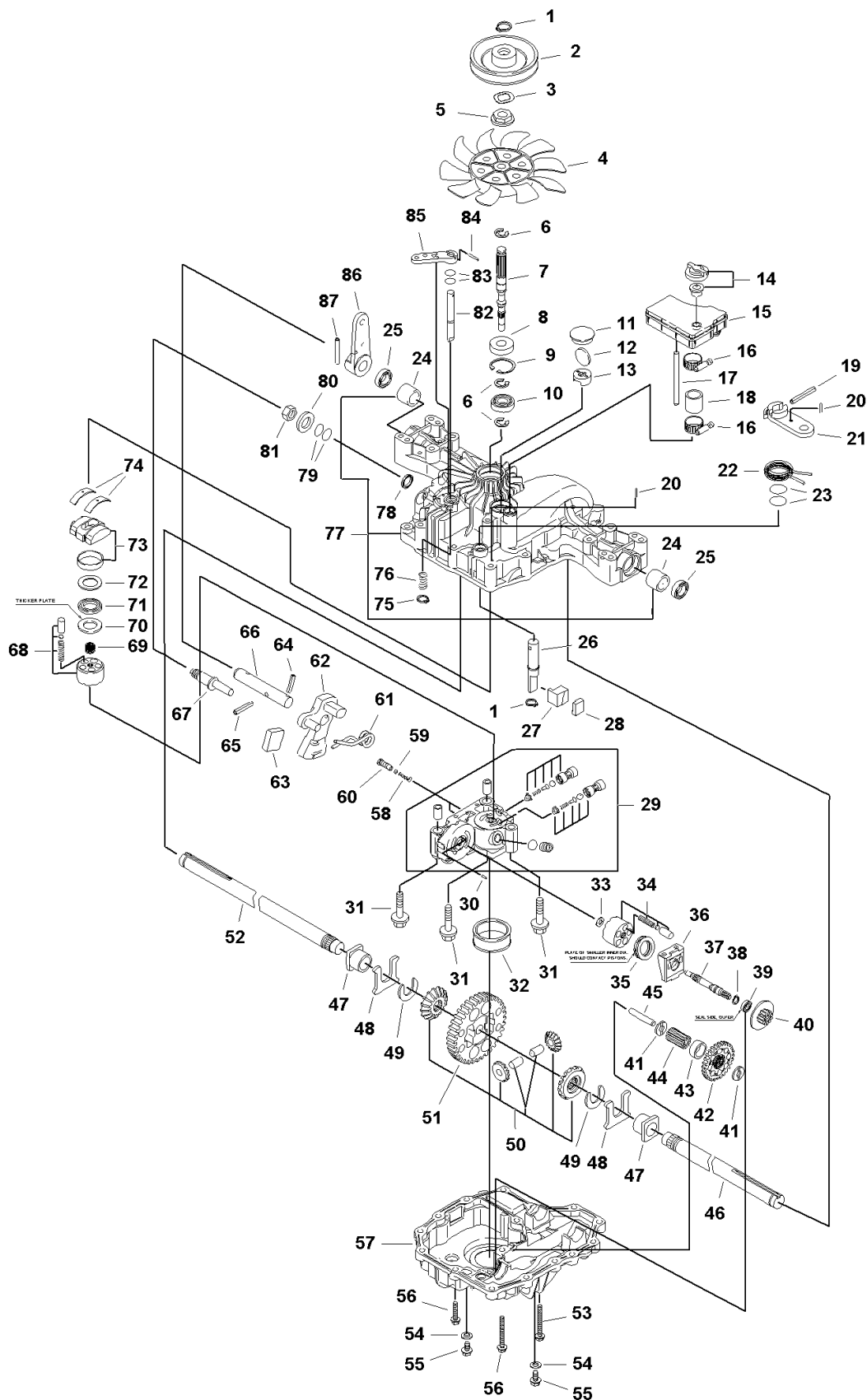


Transmission Group - Tuff Torq K46Q

Item	Part No	Qty	Description	Note
38	1723043	1	ARM & PIN ASSEMBLY	
39	1921333	1	CAPSCREW, Hex Head, 5/16-18 x 1	
40	1723090	1	ROD, Brake	
41	1918447	1	PIN, Cotter	
42	1922755	1	WASHER	
43	1723267	1	BRACKET & PIN ASSEMBLY	
44	8191045	1	SPRING, Compression	
45	1960103	1	WASHER	
46	1960637	4	NUT, Hex KEPS, 3/8-16	

Footnotes:

Transmission SERVICE PARTS - Tuff Torq K-46Q Transaxle

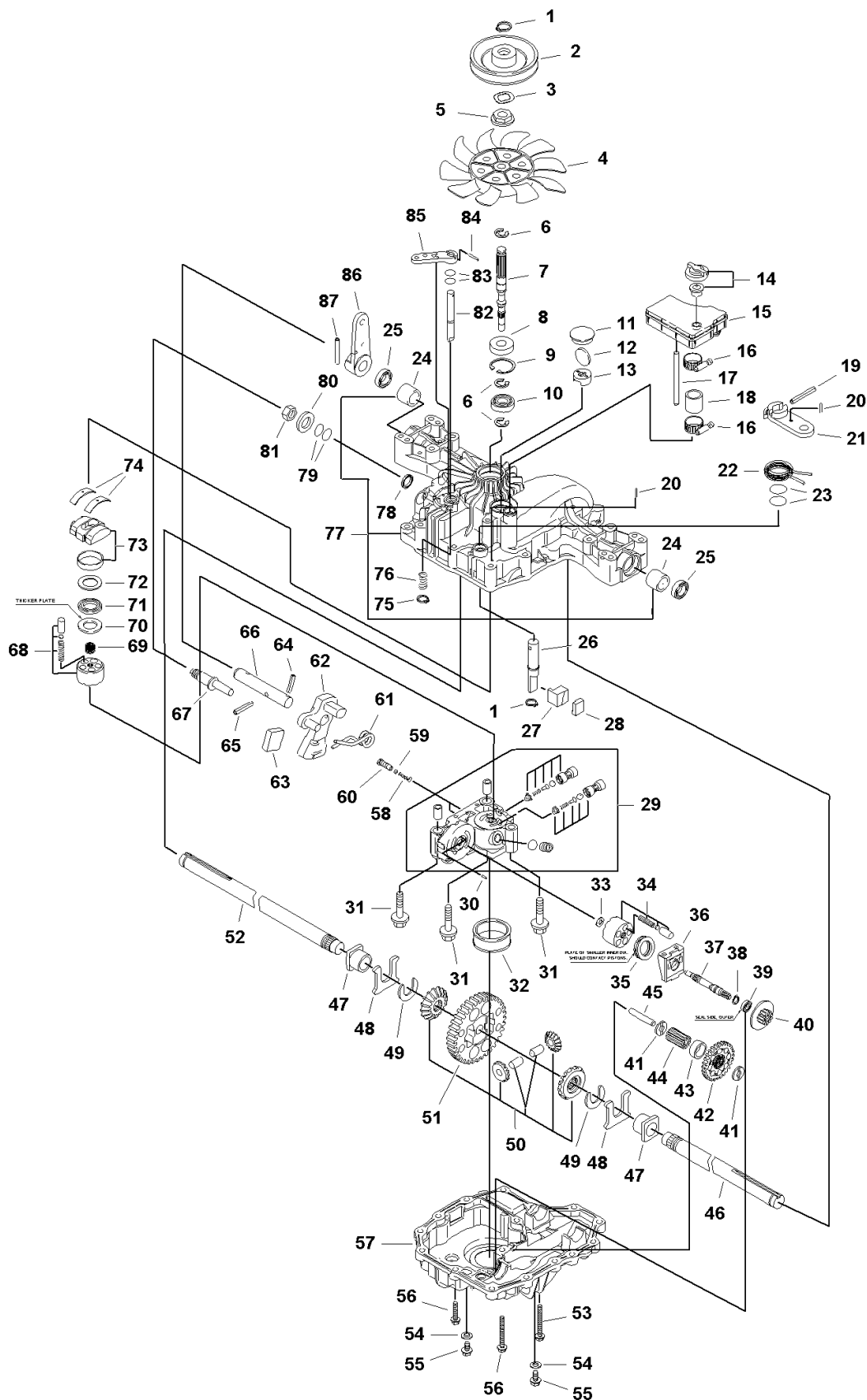


Transmission SERVICE PARTS - Tuff Torq K-46Q Transaxle

Item	Part No	Qty	Description	Note
1	1724316	2	SNAP RING	
2	1724313	1	PULLEY	
3	1724315	1	LOCK WASHER	
4	1724314	1	FAN	
5	1724312	2	SPLINE COLLAR	
6	1718076	3	RING, "E"	
7	1724291	1	PUMP SHAFT	
8	1724283	1	SEAL	
9	1708650	1	RING, Snap	
10	1718083	1	BEARING	
11	1724282	1	SEALING CAP	
12	1724279	2	MAGNET	
13	1724337	1	HOLDER, MAGNET	
14	1718052	1	VENT VALVE	
15	1724334	1	RESERVOIR TANK	
16	1724336	2	MINIATURE CLAMP	
17	1724339	1	SUPPORT	
18	1724335	1	TUBE	
19	1724310	1	PIN	
20	1720421	2	PIN	
21	1724306	1	ARM, Brake	
22	1724308	1	RETURN SPRING	
23	1708690	2	O RING	
24	1720814	2	BUSHING	
25	1718111	2	SEAL	
26	1724307	1	SHAFT, BRAKE	
27	1724309	1	ACTUATOR, Brake	
28	1724305	1	SHOE, BRAKE	
29	1724340	1	CENTER CASE, Complete	
30	1718070	1	PIN	
31	1720805	3	BOLT	
32	1724341	1	FILTER K55	
33	1718084	1	WASHER	
34	1718079	1	CYLINDER BLOCK	
35	1718078	1	BEARING	
36	1718077	1	HOUSING	
37	1724293	1	SHAFT MOTOR	

Footnotes:

Transmission SERVICE PARTS - Tuff Torq K-46Q Transaxle

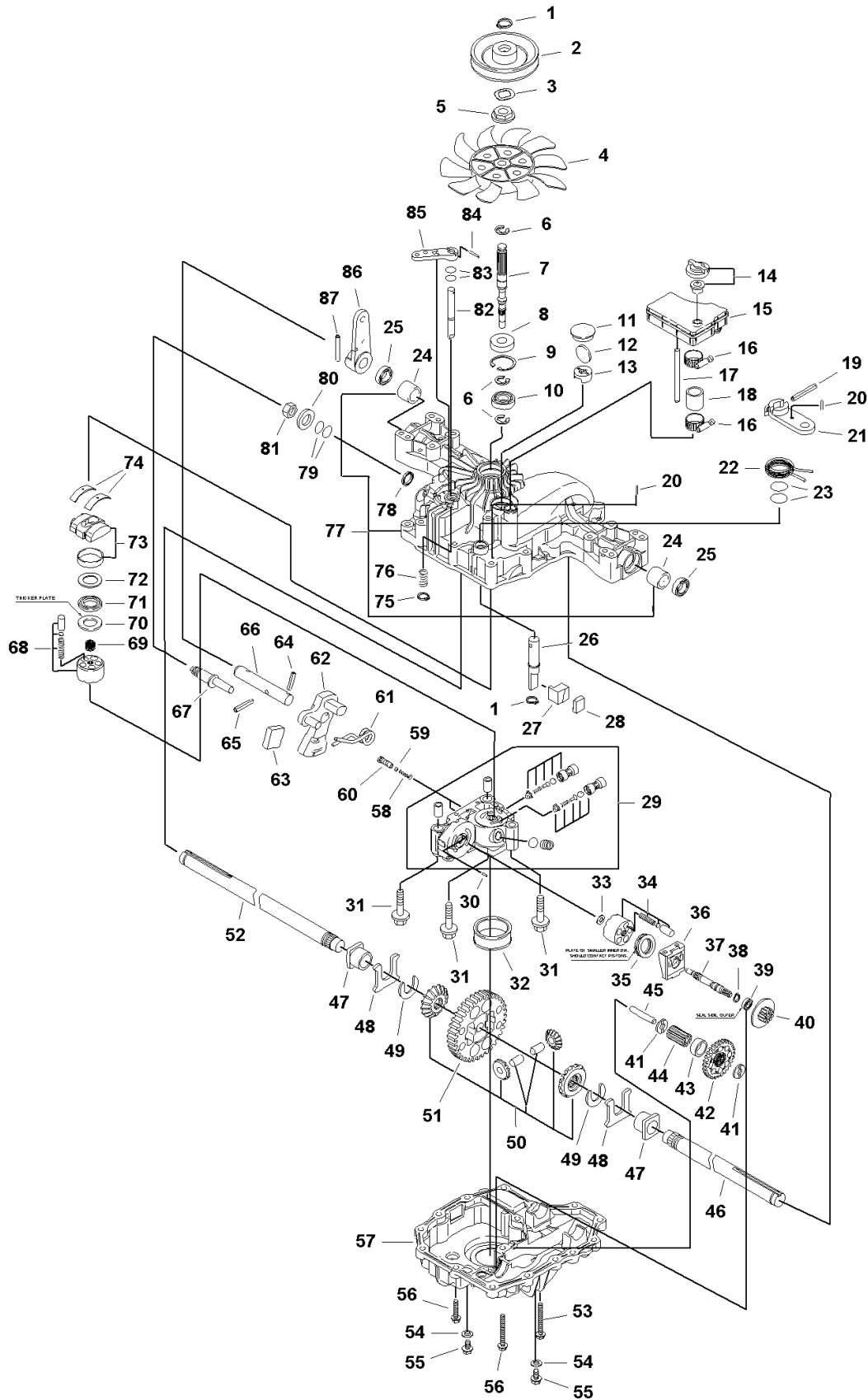


Transmission SERVICE PARTS - Tuff Torq K-46Q Transaxle

Item	Part No	Qty	Description	Note
38	1708672	1	RING, Snap	
39	1718083	1	BEARING	
40	1724294	1	MOTOR GEAR	
41	1720439	2	WASHER	
42	1724301	1	REDUCTION GEAR	
43	1724299	1	COLLAR, Final	
44	1724302	1	FINAL PINION	
45	1724300	1	REDUCTION SHAFT	
46	1724303	1	AXLE SHAFT, LH	
47	1718110	2	BUSHING	
48	1718112	2	THRUST WASHER	
49	1718113	2	RING	
50	1724297	2	DIFF PINION, Kit	
51	1724298	1	FINAL GEAR	
52	1724304	1	AXLE SHAFT, RH	
53	1707789	14	SCREW, Tapping	
54	1724323	2	WASHER, Seal	
55	1724324	2	SCREW, Cap	
56	1724284	2	TAPPING SCREW	
57	1724278	1	LOWER HOUSING	
58	1724287	2	IDS SPRING	
59	1724288	2	BALL, 3/16	
60	1724286	2	IDS VALVE	
61	1724345	1	SPRING, Torsion	
62	1724346	1	CONTROL ARM	
63	1724348	1	JERKY PLATE	
64	1724349	1	COTTER PIN	
65	1724311	2	PIN, SPRING	
66	1724343	1	CONTROL SHAFT	
67	1724344	1	FULCRUM, Eccentric	
68	1725831	1	CYLINDER BLOCK	
69	1724290	1	SPRING, Pump	
70	1718088	1	THRUST PLATE	
71	1718086	1	BEARING	
72	1718087	1	THRUST PLATE	
73	1720426	1	SWASH PLATE COMPLETE	
74	1724342	2	THRUST METAL	
75	1718061	1	RING	

Footnotes:

Transmission SERVICE PARTS - Tuff Torq K-46Q Transaxle

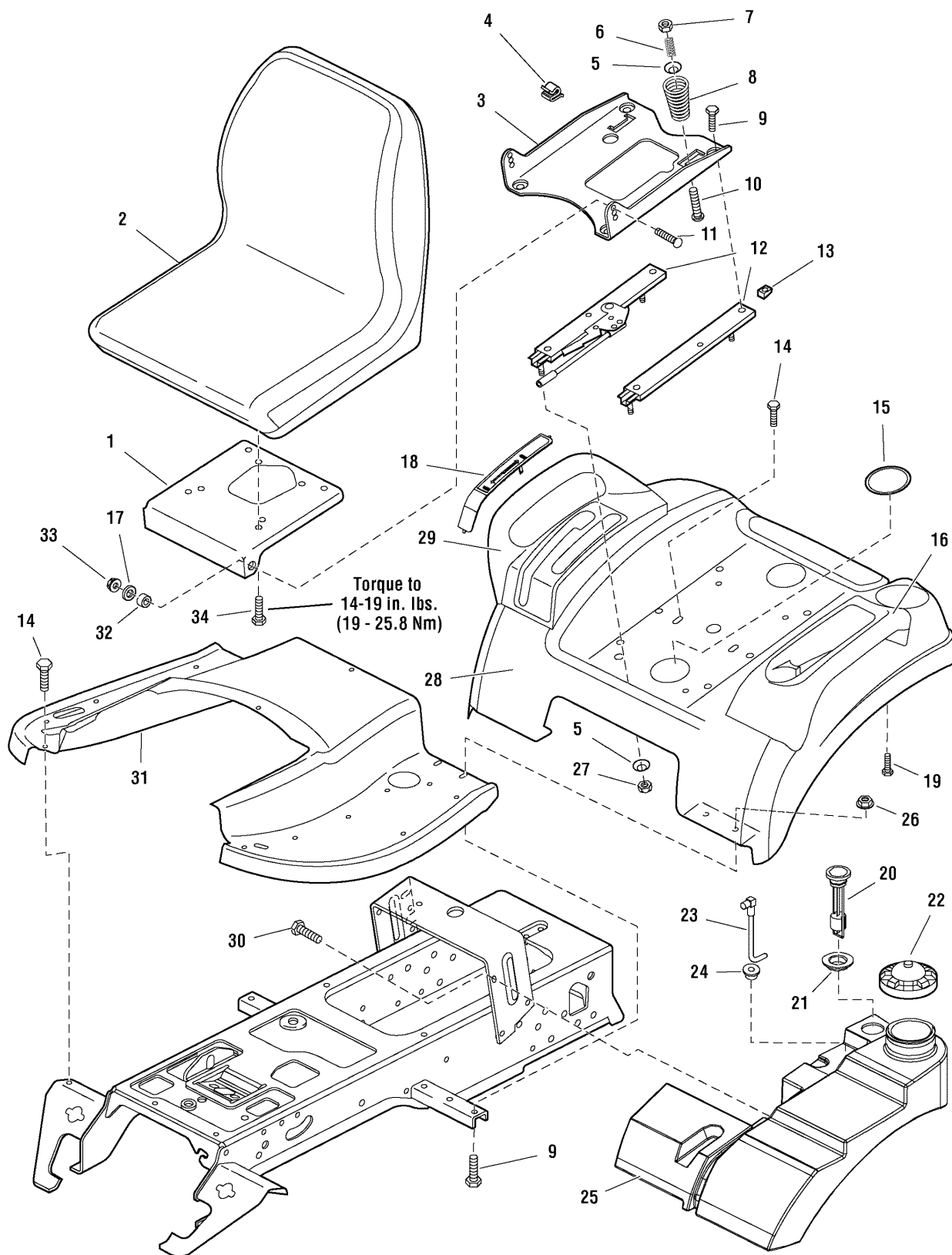


Transmission SERVICE PARTS - Tuff Torq K-46Q Transaxle

Item	Part No	Qty	Description	Note
76	1708684	1	SPRING	
77	1724350	1	UPPER HOUSING	
78	1724318	1	OIL SEAL	
79	1707879	2	O RING	
80	1708689	1	WASHER	
81	1708692	1	NUT	
82	1724338	1	SHAFT, Bypass	
83	1708691	2	O RING	
84	1707839	1	ROLL PIN	
85	1720418	1	LEVER, Bypass	
86	1724347	1	CONTROL LEVER	
87	1718100	1	PIN, Roll	

Footnotes:

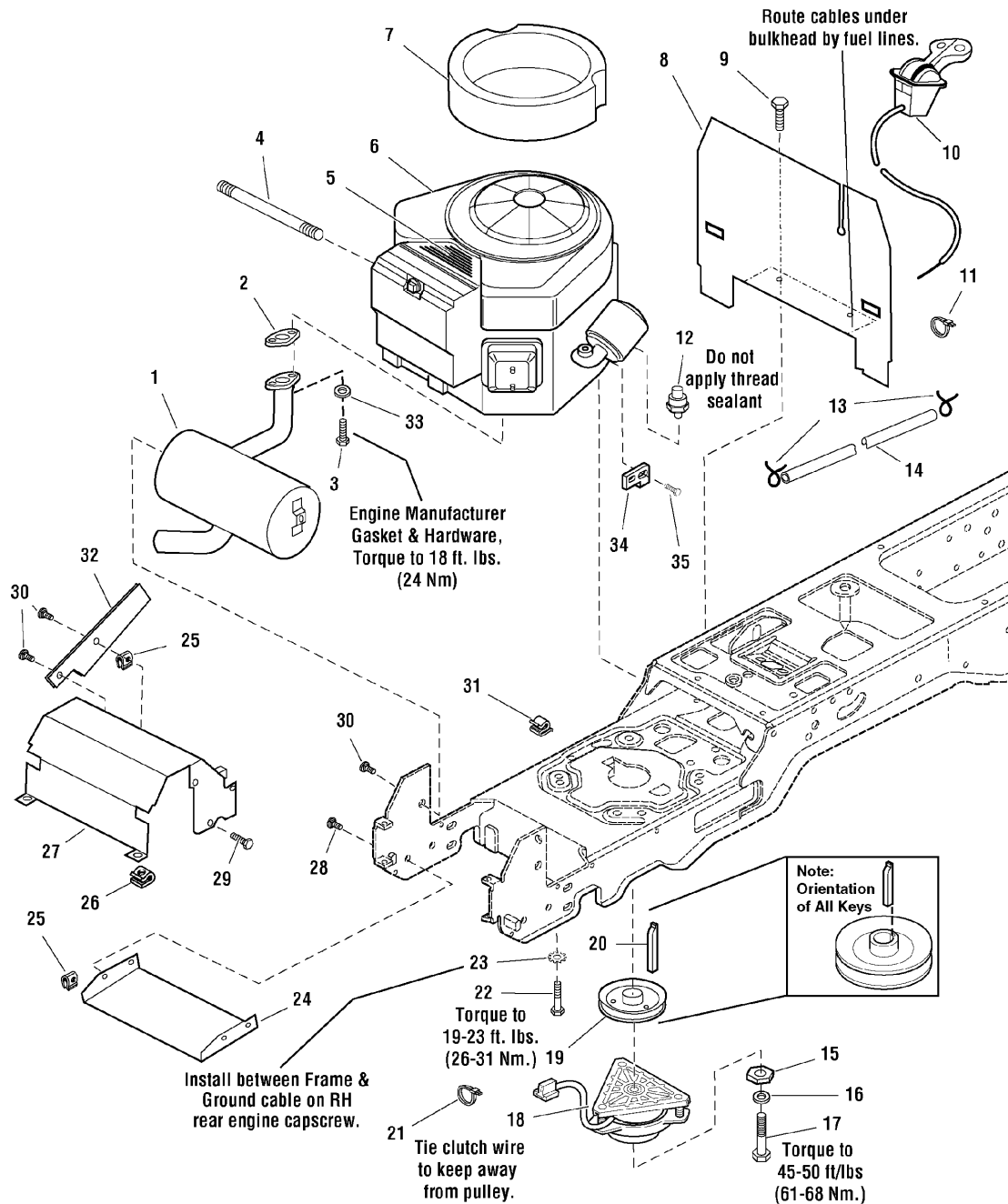
Seat Deck & Fuel Tank Group



Seat Deck & Fuel Tank Group

Item	Part No	Qty	Description	Note
1	1722129	1	BRACKET, Seat	
2	1725019	1	SEAT, 15" Back, Snapper Logo	
3	1722128	1	SUPPORT, Seat	
4	172434	1	CLIP, Wire	
5	1709256	6	WASHER, Spring	
6	1714263	2	SPRING, Compression	
7	1919438	2	NUT, Hex Lock ESNA, 5/16-18	
8	1717051	2	SPRING, Compression	
9	1930591	8	CAPSCREW, Hex Head Whizlock, 5/16-18 x 3/4	
10	1931339	2	CARRIAGE BOLT, 5/16-18 x 2	
11	1931350	2	CARRIAGE BOLT, 3/8-16 x 1	
12	1722356	1	SLIDE, Seat, (2 Piece Set)	
13	1935255	4	NUT, Speed, 5/16-18	
14	1930601	4	CAPSCREW, Hex Head Taptite, 5/16-18 x 5/8	
15	1722309	1	PLUG, Hole Black	
16	1722109	1	POD, LH, w/Cup Holder	
17	1924940	2	WASHER	
18	1722313	1	COVER, Cruise, w/Symbols	
19	960664	4	CAPSCREW, Hex Head Washer Dog Point, 1/4-20 x 7/8	
20	1722300	1	GAS GAUGE	
21	1722337	1	GROMMET	
22	1715917	1	CAP, Gas	
23	1722340	1	TUBE & ELBOW ASSEMBLY	
24	1654930	1	BUSHING	
25	1722652	1	TANK, Fuel	
26	1931277	4	NUT, Hex Whiz Lock, 5/16-18	
27	1960636	4	NUT, Hex KEPS, 5/16-18	
28	41722671	1	DECK, Seat, Red	
29	1722108	1	POD, RH, W/2 Slots	
30	934665	1	CAPSCREW, Hex Head Whizlock, 5/16-18 x 5/8	
31	41722105	1	TUNNEL, Footrest, Red	
32	1663752	2	SPACER	
33	1930645	2	NUT, Hex Flange Lock, 3/8-16	
34	1960667	4	CAPSCREW, Hex Head Flange Lock, 5/16-18 x 3/4	

Footnotes:

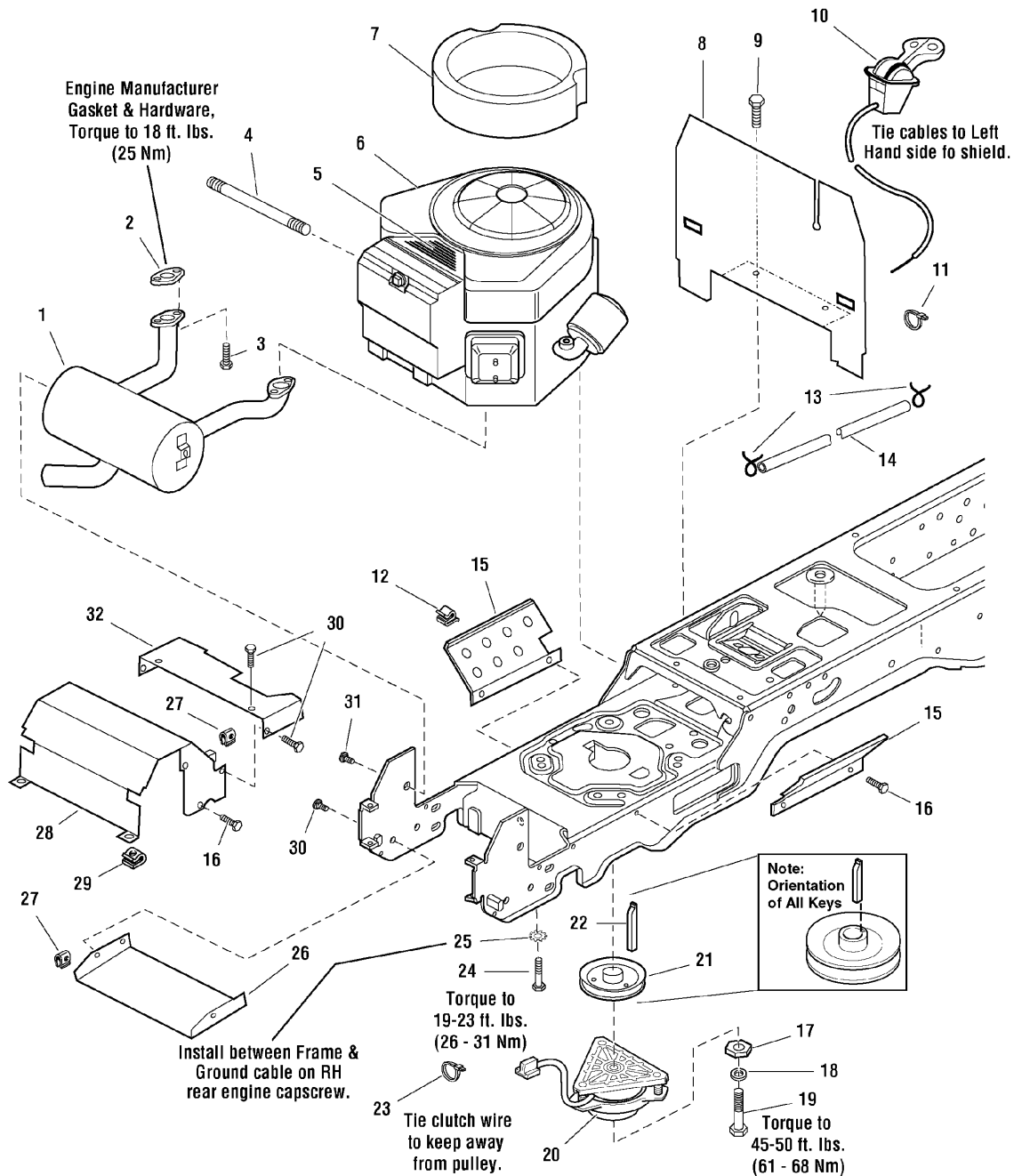


Engine Group - 17HP B&S Intek

Item	Part No	Qty	Description	Note
1	1723467	1	MUFFLER, Briggs & Statton 16HP	
2	*	1	GASKET	
3	1936228	2	CAPSCREW, 5/16-18 x 3/4	
4	1723165	1	HOSE, Oil Drain	
5	*	1	DECAL, Engine, 16HP	
5	*	1	DECAL, Engine, 17HP	
6	*	1	ENGINE, 16HP Briggs & Stratton INTEK, Model 31F777, Type 011	
6	*	1	ENGINE, 17HP Briggs & Stratton INTEK, Model 31F777, Type 011	
7	1722950	1	SEAL, Circle	
8	1722388	1	BULKHEAD	
9	1925003	2	CAPSCREW, Hex Head Taptite, 1/4-20 x 1/2	
10	1721949	1	CONTROL, Throttle	
11	1701011	1	TIE, Wire	
12	1703956	1	SWITCH, Oil Pressure, 16HP	
13	960112	2	CLAMP, Hose Type E	
14	1718678	1	HOSE, Fuel, 58" Long	
15	1708264	1	WASHER, Special	
16	1918199	1	LOCKWASHER, 7/16	
17	1960648	1	CAPSCREW, Hex Head, 7/16-20 x 2-3/4	
18	1720532	1	CLUTCH, Electric, Ogura	
19	1722288	1	PULLEY & HUB ASSEMBLY	
20	1720463	1	KEY, Hi Pro, 1/4 x 2-1/4	
21	932747	1	TIE	
22	930598	4	CAPSCREW, Hex Head Taptite, 3/8-16 x 1-1/2	
23	920427	1	LOCKWASHER, External Tooth 3/8	
24	1722414	1	SHIELD, Muffler Bottom	
25	1960368	5	NUT, Speed, 1/4-20	
26	1935255	2	NUT, Speed, 5/16-18	
27	1722389	1	DUCT, Muffler Top	
28	1960295	6	CAPSCREW, Hex Head Flange Lock, 1/4-20 x 5/8	
29	1929000	3	CAPSCREW, Hex Head Taptite, 1/4-20 x 3/8	
30	1924856	2	CAPSCREW, Hex Head Taptite, 5/16-18 x 1/2	
31	934683	1	CLIP, Wire	
32	1723897	1	GUARD, Manifold Pipe	
33	1917356	2	LOCKWASHER, 5/16	
34	1726465	1	PLATE, Limiter RPM	
35	1726466	1	SCREW, Torx Taptite, #8-32 x 1/2	

Footnotes:

* See your local Briggs & Stratton distributor for parts and

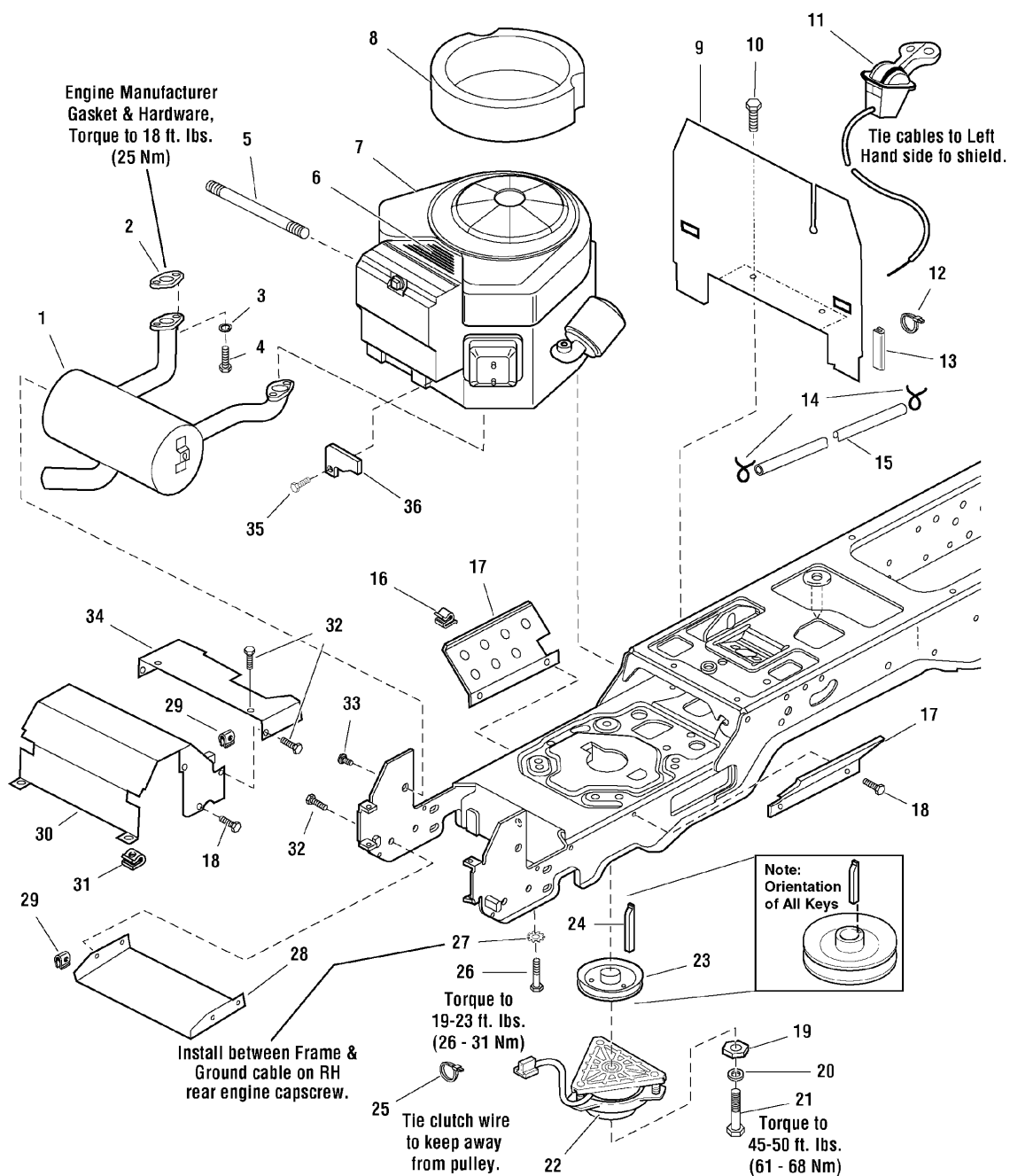


Engine Group - 18HP Briggs & Stratton

Item	Part No	Qty	Description	Note
1	1721706	1	MUFFLER	
2	*	2	GASKET	
3	960660	4	CAPSCREW, Socket Head, 5/16-18 x 7/8, G8	
4	1726370	1	HOSE, Oil Drain, 6.5 inches	
5	*	1	DECAL, 18HP	
6	*	1	ENGINE, 18 HP Briggs & Stratton INTEK Twin, Model 406777, Ty	
7	1719847	1	SEAL, Circle	
8	1722388	1	BULKHEAD	
9	1925003	2	CAPSCREW, Hex Head Taptite, 1/4-20 x 1/2	
10	1721950	1	CONTROL, Throttle Double 39" Long w/Knobs	
11	1701011	1	TIE	
12	934683	2	CLIP, Wire	
13	960112	2	CLAMP, Hose Type E	
14	1718678	1	HOSE, 58" Long	
15	1722392	2	SHIELD	
16	1929000	8	SCREW, Hex Head Taptite, 1/4-20 x 3/8	
17	1708264	1	WASHER, Hex	
18	1918199	1	LOCKWASHER, 7/16	
19	1960648	1	CAPSCREW, Hex Head, 7/16-20 x 2-3/4	
20	1720532	1	CLUTCH, Electric, OGURA	
21	1722288	1	PULLEY & HUB ASSEMBLY, 4-1/2 OD	
22	1720463	1	KEY	
23	932747	1	TIE	
24	930598	4	CAPSCREW, Hex Head Taptite, 3/8-16 x 1-1/2	
25	920427	1	LOCKWASHER, External Tooth, 3/8	
26	1722414	1	SHIELD, Muffler Bottom	
27	1960368	8	NUT, Speed, 1/4-20	
28	1722389	1	DUCT, Muffler Top	
29	1935255	2	NUT, Speed, 5/16-18	
30	1960295	8	CAPSCREW, Hex Head Flange Lock 1/4-20 x 5/8	
31	1924856	2	CAPSCREW, Hex Head Taptite, 5/16-18 x 1/2	
32	1722390	1	DUCT, Muffler Extension	

Footnotes:

* See your local Briggs & Stratton distributor for parts and

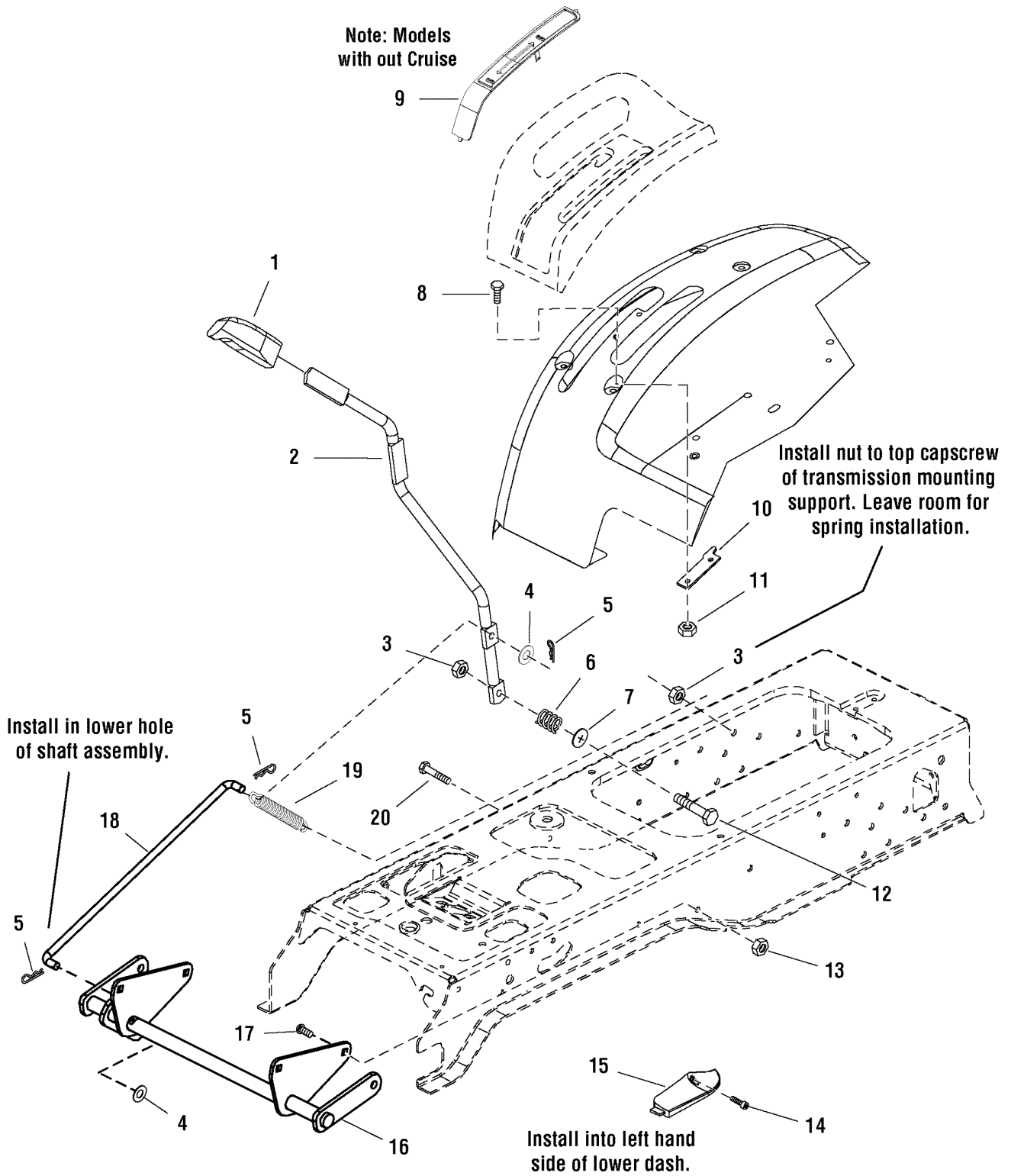


Engine Group - 20HP B&S Intek

Item	Part No	Qty	Description	Note
1	1721706	1	MUFFLER	
2	*	2	GASKET	
3	1917356	4	LOCKWASHER, 5/16	
4	960660	4	CAPSCREW, Socket Head, 5/16-18 x 7/8, G8	
5	1723165	1	HOSE, Oil Drain	
6	*	1	DECAL, 20HP	
7	*	1	ENGINE, 20 HP Briggs & Stratton INTEK Twin, Model 406777, Ty	
8	1719847	1	SEAL, Circle	
9	1722388	1	BULKHEAD	
10	1925003	2	CAPSCREW, Hex Head Taptite, 1/4-20 x 1/2	
11	1721950	1	CONTROL, Throttle Double 39" Long w/Knobs	
12	1701011	1	TIE	
13	1723894	1	EDGING, Rubber	
14	960112	2	CLAMP, Hose Type E	
15	1718678	1	HOSE, 58" Long	
16	934683	2	CLIP, Wire	
17	1722392	2	SHIELD	
18	1929000	8	SCREW, Hex Head Taptite, 1/4-20 x 3/8	
19	1708264	1	WASHER, Hex	
20	1918199	1	LOCKWASHER, 7/16	
21	1960648	1	CAPSCREW, Hex Head, 7/16-20 x 2-3/4	
22	1720532	1	CLUTCH, Electric, OGURA	
23	1722288	1	PULLEY & HUB ASSEMBLY, 4-1/2 OD	
24	1720463	1	KEY	
25	932747	1	TIE	
26	930598	4	CAPSCREW, Hex Head Taptite, 3/8-16 x 1-1/2	
27	920427	1	LOCKWASHER, External Tooth, 3/8	
28	1722414	1	SHIELD, Muffler Bottom	
29	1960368	8	NUT, Speed, 1/4-20	
30	1722389	1	DUCT, Muffler Top	
31	1935255	2	NUT, Speed, 5/16-18	
32	1960295	8	CAPSCREW, Hex Head Flange Lock 1/4-20 x 5/8	
33	1924856	2	CAPSCREW, Hex Head Taptite, 5/16-18 x 1/2	
34	1722390	1	DUCT, Muffler Extension	
35	1678419	1	SCREW, Trox Head Taptite, 1/4-20 x 1/2	
36	1726464	1	PLATE, Limiter RPM	

Footnotes:

* See your local Briggs & Stratton distributor for parts and

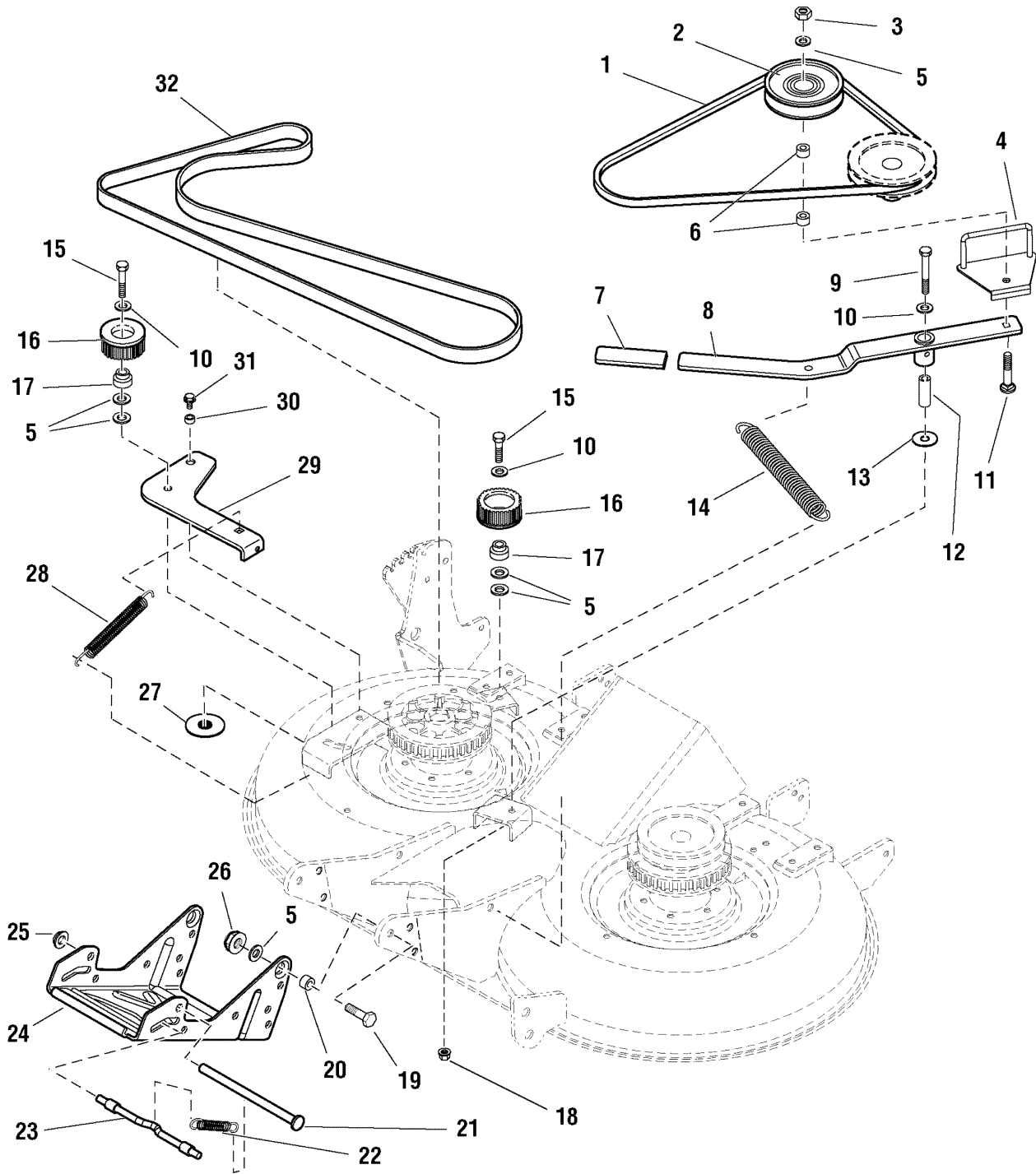


Lift Group (986289_986290)

Item	Part No	Qty	Description	Note
1	1722302	1	GRIP, Black Vinyl	
2	1722024	1	ROD, Lift Lever	
3	1930645	2	NUT, Hex Flange Lock, 3/8-16	
4	1924940	2	WASHER	
5	1722460	2	PIN, Quick	
6	162085	1	SPRING, Compression	
7	1723866	1	NUT, Push, 3/8	
8	1923341	2	CAPSCREW, Hex Head, 1/4-20 x 3/4	
9	1722313	1	COVER, W/Lift Icon, Models with out Cruise	
10	1722284	1	QUADRANT	
11	1920397	2	NUT, Hex Lock ESNA, 1/4-20	
12	1923701	1	CAPSCREW, Hex Head, 3/8-16 x 2	
13	1960636	4	NUT, KEPS Lock, 5/16-18	
14	1722607	1	SCREW, Torx Head, # 8-16 x 1/2	
15	1722285	1	COVER, Dash	
16	1726404	1	LIFT SHAFT ASSEMBLY	
17	1931333	1	CARRIAGE BOLT, 5/16-18 x 3/4	
18	1725037	1	ROD, Lift	
19	156302	1	SPRING, Extension	
20	1921977	1	CAPSCREW, Hex Head, 5/16-18 x 1-1/4	

Footnotes:

40" Mower Deck - Belt, Idle Arm & Hitch



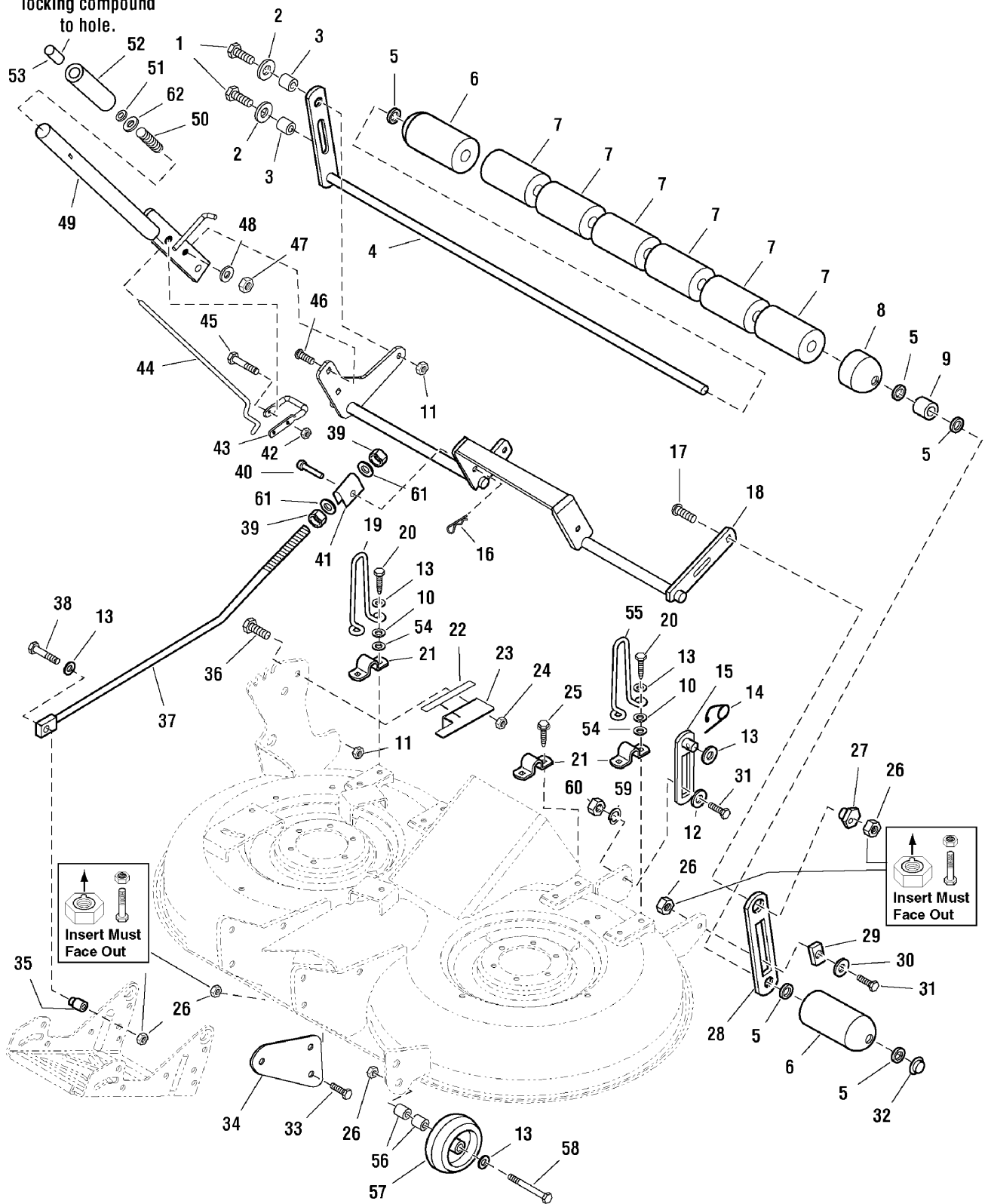
40" Mower Deck - Belt, Idle Arm & Hitch

Item	Part No	Qty	Description	Note
1	1722678	1	V-BELT	
2	101096	1	PULLEY, 4-1/2 OD	
3	1919439	1	NUT, Hex Lock ESNA, 3/8-16	
4	1722175	1	PLATE & GUIDE ASSEMBLY, Belt	
5	1924940	7	WASHER	
6	157081	2	SPACER	
7	1719965	1	GRIP, Black	
8	1720444	1	IDLER ARM ASSEMBLY, w/Bushings	
9	1960614	1	CAPSCREW, Hex Head, 3/8-16 x 3, G8	
10	1922755	3	WASHER	
11	1960615	1	CARRIAGE BOLT, 3/8-16 x 2-1/2	
12	1657242	1	SPACER	
13	1933263	1	WASHER	
14	1715435	1	SPRING, Extension	
15	1923701	2	CAPSCREW, Hex Head, 3/8-16 x 2	
16	1724802	2	PULLEY, Idler	
17	1719221	2	HUB, Pulley	
18	1928352	2	NUT, Hex Flange Lock, 3/8-16	
19	1921968	2	CAPSCREW, Hex Head, 3/8-16 1-3/8	
20	172329	2	SPACER	
21	1713578	1	ROD	
22	156302	1	SPRING, Extension	
23	1715759	1	ROD	
24	1720044	1	HITCH, Mower	
25	1960519	1	NUT, Push	
26	960681	2	NUT, Spiral Flange Toplock, 3/8-16	
27	1721425	1	WASHER & LOCK NUT ASSEMBLY, 3/8-16	
28	1674671	1	SPRING, Extension	
29	1726387	1	ARM, Idler	
30	1666697	1	SPACER	
31	1930601	1	SCREW, Hex Head Taptite, 5/16-18 x 5/8	
32	1724626	1	BELT, Timing	

Footnotes:

40" Mower Deck - Height Adjustment & Roller Bar (Serial # 1999 & Below)

Note: Apply thread locking compound to hole.



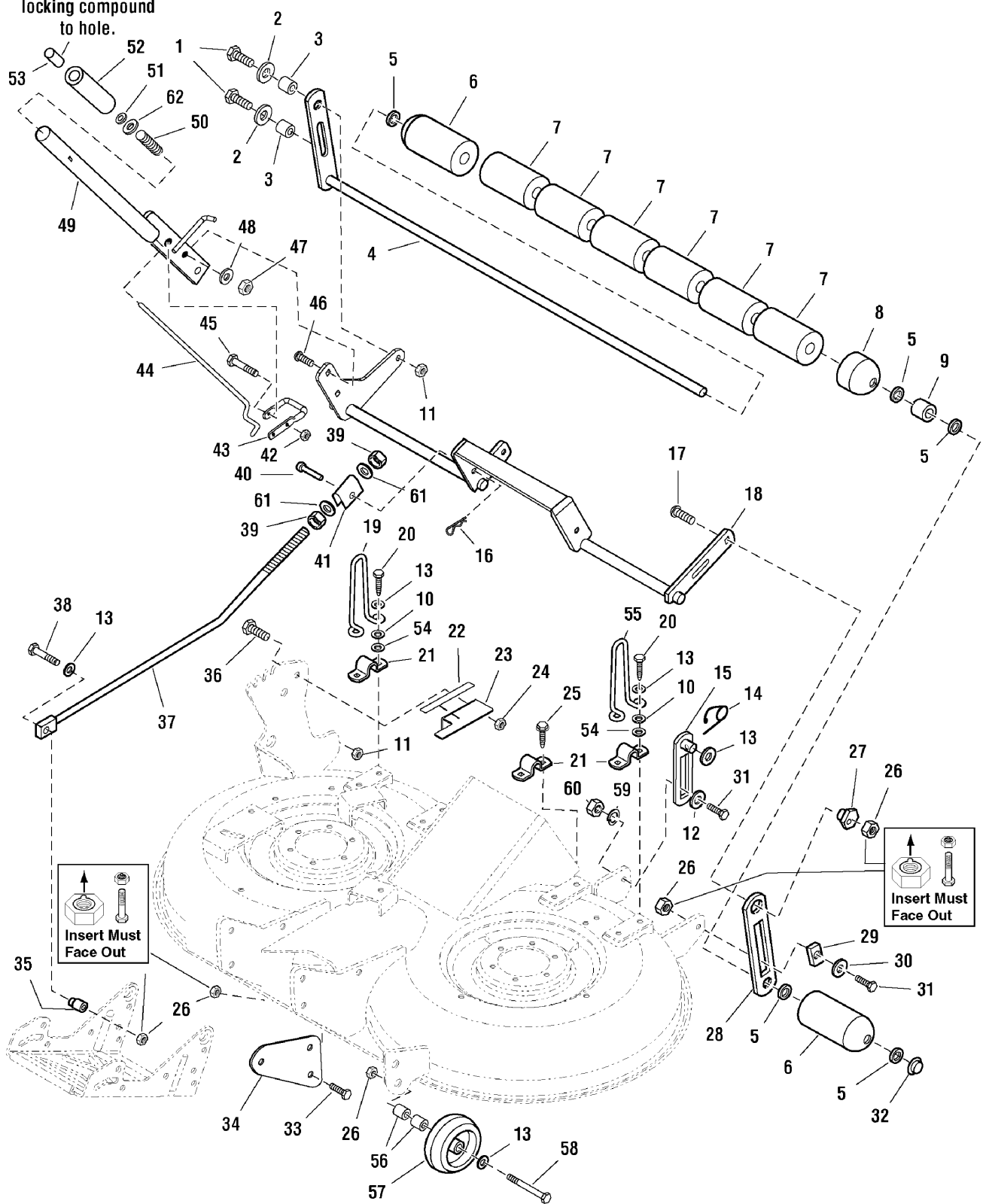
40" Mower Deck - Height Adjustment & Roller Bar (Serial # 1999 & Below)

Item	Part No	Qty	Description	Note
1	1921977	2	CAPSCREW, Hex Head, 5/16-18 x 1-1/4	
2	1960044	2	WASHER	
3	1960236	2	SPACER	
4	1723305	1	SHAFT & BAR ASSEMBLY	
5	1924366	7	WASHER	
6	1722036	2	ROLLER	
7	1668513	6	ROLLER	
8	1717675	1	ROLLER	
9	1602946	1	SPACER	
10	1919381	4	WASHER	
11	960643	2	NUT, Hex Flange Lock, 5/16-18	
12	1960170	2	WASHER, 3/8	
13	1924940	8	WASHER	
14	176012	1	RETAINER, Pin	
15	1725043	1	LINK & PIN ASSEMBLY	
16	1722460	1	PIN, Retaining	
17	1931352	1	CARRIAGE BOLT, 3/8-16 x 1-1/2	
18	1722663	1	SHAFT & ARM ASSEMBLY	
19	1720659	1	STOP, Up	
20	1931202	4	CAPSCREW, Hex Head Taptite, 5/16-18 x 1-1/4	
21	1665374	3	STRAP	
22	1723470	1	DECAL, Height of Cut	
23	1720931	1	BRACKET, Height of Cut	
24	1919438	2	NUT, Hex ESNA, 3/8-16	
25	1664847	2	CAPSCREW, Hex Head Taptite, 5/16-18 x 3/4	
26	960641	9	NUT, Hex Lock Aluminum Insert, 3/8-16	
27	1704082	1	NUT, Hex Adjusting	
28	1704073	1	BAR	
29	1677507	1	SLIDE	
30	1924361	1	WASHER	
31	172622	3	SHOULDER BOLT, 3/8-16	
32	1960520	1	NUT, Push	
33	1934654	4	CAPSCREW, Hex Head Whiz Lock, 3/8-16 x 1	
34	1723525	2	SUPPORT, Hitch	
35	1706644	1	SPACER	
36	1921332	2	CAPSCREW, Hex Head, 5/16-18 x 3/4	
37	1722661	1	ROD, Adjusting	

Footnotes:

40" Mower Deck - Height Adjustment & Roller Bar (Serial # 1999 & Below)

Note: Apply thread locking compound to hole.

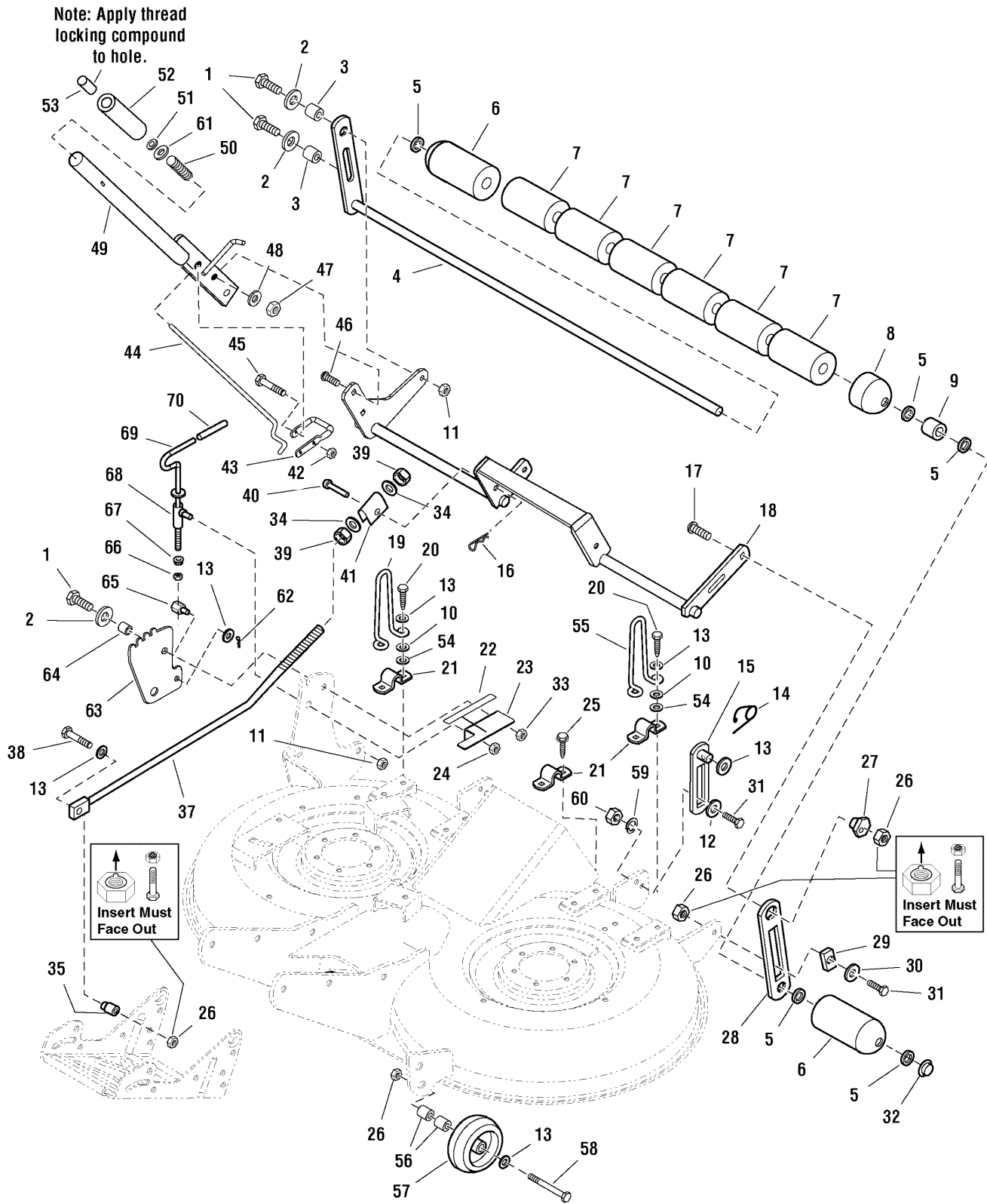


40" Mower Deck - Height Adjustment & Roller Bar (Serial # 1999 & Below)

Item	Part No	Qty	Description	Note
38	1922606	1	CAPSCREW,Hex Head, 3/8-16 x 1-3/4, GR8	
39	1915726	2	NUT, Hex, 5/8-11	
40	118053	1	PIN, Round Head Drilled, 3/8 x 2	
41	1706645	1	TRUNNION	
42	1920397	1	NUT, Hex Lock ESNA, 1/4-20	
43	1720599	1	LATCH, "U"	
44	1721257	1	ROD	
45	1921159	1	CAPSCREW, Hex Head 1/4-20 x 2-1/4	
46	1931335	2	CARRIAGE BOLT, 5/16-18 x 1	
47	1917372	2	NUT, Hex, 5/16-18	
48	1917356	2	LOCKWASHER, 5/16	
49	1720695	1	HANDLE ASSEMBLY, Lift	
50	1723321	1	SPRING, Compression	
51	1960674	1	NUT, Push	
52	1713995	1	GRIP, Black	
53	1723124	1	BUTTON, Red	
54	1933988	4	NUT, Push	
55	1719929	1	UPSTOP	
56	1669585	4	SPACER	
57	1714760	2	WHEEL, Gauge	
58	1923903	2	CAPSCREW, Hex Head, 3/8-16 x 3	
59	1916965	2	LOCKWASHER, 3/3	
60	1916950	2	NUT, Hex, 3/8-16	
61	1960703	2	WASHER, 21/32 x 1 x 1/64	
62	1918265	1	WASHER, 11/32 x 11/16 x 1/16	

Footnotes:

40" Mower Deck - Height Adjustment & Roller Bar (Serial # 2000 & Above)

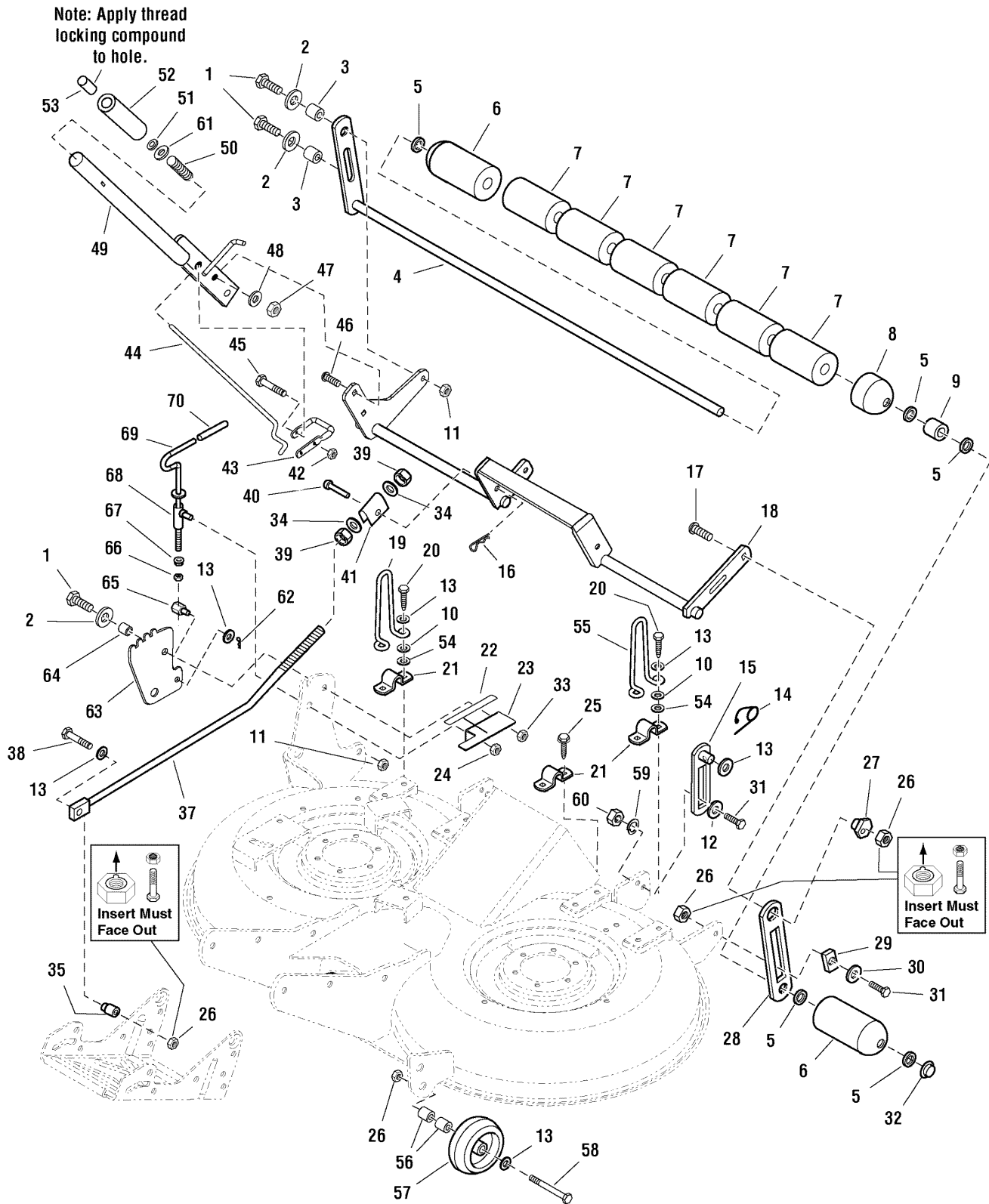


40" Mower Deck - Height Adjustment & Roller Bar (Serial # 2000 & Above)

Item	Part No	Qty	Description	Note
1	1921977	3	CAPSCREW, Hex Head, 5/16-18 x 1-1/4	
2	1960044	3	WASHER	
3	1960236	2	SPACER	
4	1723305	1	SHAFT & BAR ASSEMBLY	
5	1924366	7	WASHER	
6	1722036	2	ROLLER	
7	1668513	6	ROLLER	
8	1717675	1	ROLLER	
9	1602946	1	SPACER	
10	1919381	4	WASHER	
11	960643	2	NUT, Hex Flange Lock, 5/16-18	
12	1960170	2	WASHER, 3/8	
13	1924940	8	WASHER	
14	176012	1	RETAINER, Pin	
15	1725043	1	LINK & PIN ASSEMBLY	
16	1722460	1	PIN, Retaining	
17	1931352	1	CARRIAGE BOLT, 3/8-16 x 1-1/2	
18	1722663	1	SHAFT & ARM ASSEMBLY	
19	1720659	1	STOP, Up	
20	1931202	4	CAPSCREW, Hex Head Taptite, 5/16-18 x 1-1/4	
21	1665374	3	STRAP	
22	1723470	1	DECAL, Height of Cut	
23	1720931	1	BRACKET, Height of Cut	
24	1919438	2	NUT, Hex ESNA, 3/8-16	
25	1664847	2	CAPSCREW, Hex Head Taptite, 5/16-18 x 3/4	
26	960681	5	NUT, Spiral Flange Toplock, 3/8-16	
27	1704082	1	NUT, Hex Adjusting	
28	1704073	1	BAR	
29	1677507	1	SLIDE	
30	1924361	1	WASHER	
31	172622	3	SHOULDER BOLT, 3/8-16	
32	1960520	1	NUT, Push	
33	1930651	1	NUT, Hex Centerlock, 3/8-16	
34	1960703	2	WASHER, 21/32 x 1 x 1/64	
35	1706644	1	SPACER	
36	1921332	2	CAPSCREW, Hex Head, 5/16-18 x 3/4	
37	1722661	1	ROD, Adjusting	

Footnotes:

40" Mower Deck - Height Adjustment & Roller Bar (Serial # 2000 & Above)

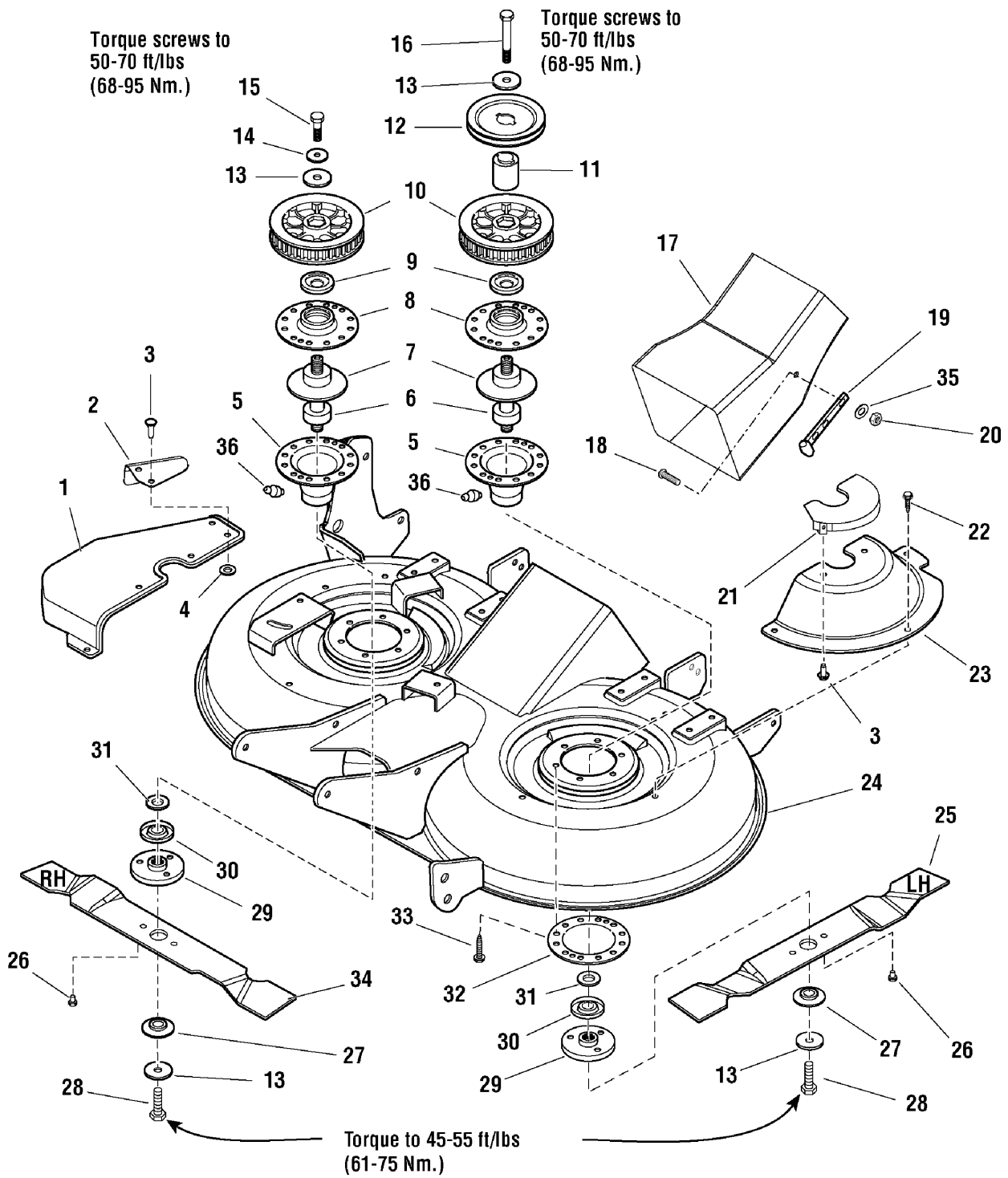


40" Mower Deck - Height Adjustment & Roller Bar (Serial # 2000 & Above)

Item	Part No	Qty	Description	Note
38	1922606	1	CAPSCREW,Hex Head, 3/8-16 x 1-3/4, GR8	
39	1915726	2	NUT, Hex, 5/8-11	
40	118053	1	PIN, Round Head Drilled, 3/8 x 2	
41	1706645	1	TRUNNION	
42	1920397	1	NUT, Hex Lock ESNA, 1/4-20	
43	1720599	1	LATCH, "U"	
44	1721257	1	ROD	
45	1921159	1	CAPSCREW, Hex Head 1/4-20 x 2-1/4	
46	1931335	2	CARRIAGE BOLT, 5/16-18 x 1	
47	1917372	2	NUT, Hex, 5/16-18	
48	1917356	2	LOCKWASHER, 5/16	
49	1720695	1	HANDLE ASSEMBLY, Lift	
50	1723321	1	SPRING, Compression	
51	1960674	1	NUT, Push	
52	1713995	1	GRIP, Black	
53	1723124	1	BUTTON, Red	
54	1933988	4	NUT, Push	
55	1719929	1	UPSTOP	
56	1669585	4	SPACER	
57	1714760	2	WHEEL, Gauge	
58	1923903	2	CAPSCREW, Hex Head, 3/8-16 x 3	
59	1916965	2	LOCKWASHER, 3/3	
60	1916950	2	NUT, Hex, 3/8-16	
61	1918265	1	WASHER, 11/32 x 11/16 x 1/16	
62	1918447	1	PIN, Cotter, 15/16 x 3/4	
63	1723409	1	BRACKET, Adjusting	
64	1666697	1	SPACER, 21/64 x 1/2 x 7/32	
65	108512	1	PIVOT, 3/4 Hex	
66	1917421	1	NUT, Hex Jam, 3/8-16 NC-2B	
67	1960601	1	NUT, Hex Flange, 3/8-16	
68	108241	1	GUIDE ASSEMBLY, Rod	
69	1720704	1	ROD & WASHER ASSEMBLY, Adjustment Handle	
70	1651820	1	GRIP, Black Vinyl	

Footnotes:

40" Mower Deck - Housing, Arbors & Blade (Serial # 1999 & Below)

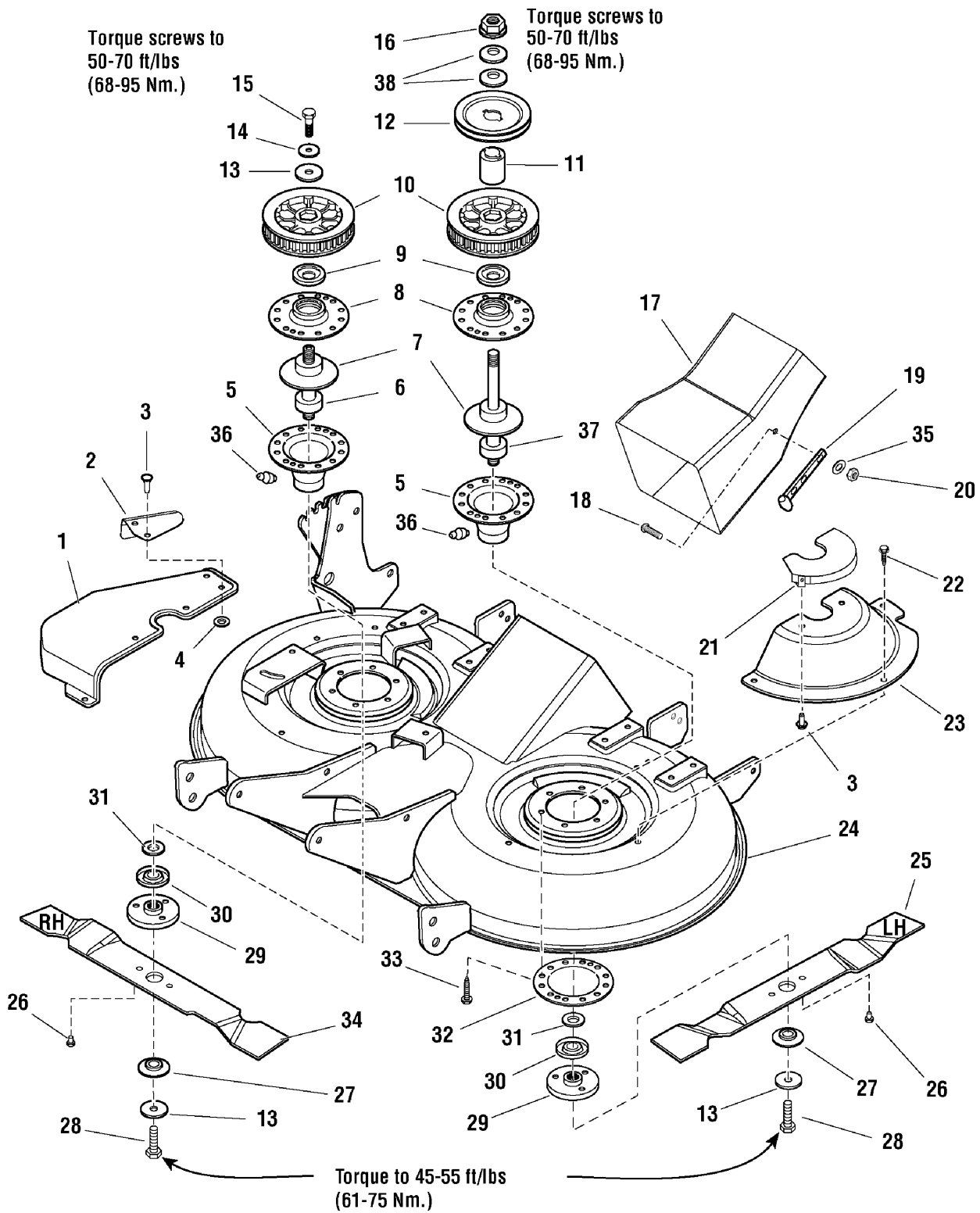


40" Mower Deck - Housing, Arbors & Blade (Serial # 1999 & Below)

Item	Part No	Qty	Description	Note
1	1724600	1	COVER, Arbor, RH	
2	1721132	1	GUARD, Extension	
3	1675044	4	RIVET, Pop	
4	1960096	2	WASHER	
5	1703273	2	HOUSING, Arbor, Bottom w/Lube Fitting	
6	1722396	2	ARBOR & BEARING ASSEMBLY	
7	1707335	2	GASKET	
8	1655729	2	HOUSING, Arbor, Top	
9	1657969	2	SHIELD, Bearing	
10	1724453	2	SPROCKET & FLANGE ASSEMBLY, 38 Tooth	
11	1719862	1	HUB	
12	1713091	1	PULLEY, 5" OD	
13	1656916	4	WASHER, Spring	
14	1933263	1	WASHER	
15	1930584	1	CAPSCREW, Hex Head, 7/16-14 x 2-3/4, GR8	
16	960644	1	CAPSCREW, Hex Head, 7/16-14 x 4-1/2, GR8	
17	1722577	1	TUBE CONNECTOR	
18	1923341	1	CAPSCREW, Hex Head Phillips, 1/4-20 x 3/4	
19	171600	1	STRAP, Black Rubber	
20	1920397	1	NUT, Hex Nylock, 1/4-20	
21	1721258	1	GUARD & BRACKET ASSEMBLY, LH	
22	1664847	6	CAPSCREW, Hex Head Taptite, 5/16-18 x 3/4	
23	1724601	1	COVER, Arbor, LH	
24	1686979	1	HOUSING ASSEMBLY	
24	41686979	1	HOUSING ASSEMBLY, Red	
25	1719736	1	BLADE, Mower, LH	
26	1722258	2	PIN, Blade	
27	1722257	2	WASHER, Spline	
28	927120	2	CAPSCREW, Hex Head, 7/16-14 x 2-1/4, GR8	
29	1655777	2	ADAPTER, Blade	
30	1700229	2	SHIELD, Bearing	
31	1700230	2	WASHER, Shim	
32	1677274	2	ADAPTER, Arbor	
33	1960373	12	CAPSCREW, Hex Head Taptite, 5/16-18 x 1	
34	1719737	1	BLADE, Mower, RH	
35	1921319	1	WASHER, 1/4	
36	1704314	2	FITTING, Lube	

Footnotes:

40" Mower Deck- Housing, Arbors & Blade (Serial # 2000 & Above)

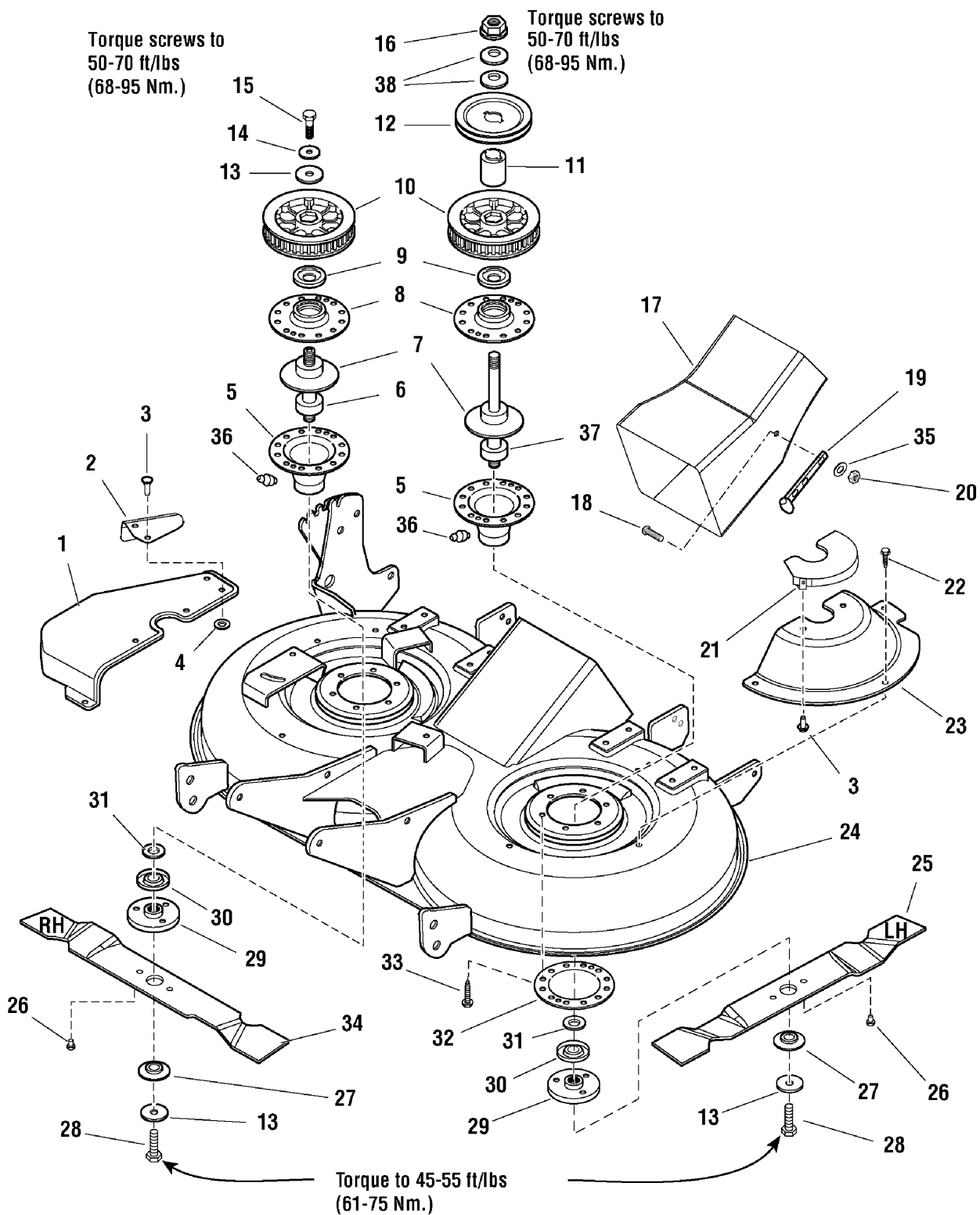


40" Mower Deck- Housing, Arbors & Blade (Serial # 2000 & Above)

Item	Part No	Qty	Description	Note
1	1724600	1	COVER, Arbor, RH	
2	1721132	1	GUARD, Extension	
3	1675044	4	RIVET, Pop	
4	1960096	2	WASHER	
5	1703273	2	HOUSING, Arbor, Bottom w/Lube Fitting	
6	1722396	1	ARBOR SHAFT & BEARING ASSEMBLY	
7	1707335	2	GASKET	
8	1655729	2	HOUSING, Arbor, Top	
9	1657969	2	SHIELD, Bearing	
10	1724453	2	SPROCKET & FLANGE ASSEMBLY, 38 Tooth	
11	1719862	1	HUB	
12	1713091	1	PULLEY, 5" OD	
13	1656916	2	WASHER, Spring	
14	1933263	1	WASHER	
15	1930584	1	CAPSCREW, Hex Head, 7/16-14 x 2-3/4, GR8	
16	1714419	1	NUT, Hex Flange, 9/16-18	
17	1722577	1	TUBE CONNECTOR	
18	1923341	1	CAPSCREW, Hex Head Phillips, 1/4-20 x 3/4	
19	171600	1	STRAP, Black Rubber	
20	1920397	1	NUT, Hex Nylock, 1/4-20	
21	1721258	1	GUARD & BRACKET ASSEMBLY, LH	
22	1664847	6	CAPSCREW, Hex Head Taptite, 5/16-18 x 3/4	
23	1724601	1	COVER, Arbor, LH	
24	1687066	1	HOUSING ASSEMBLY	
24	41687066	1	HOUSING ASSEMBLY, Red	
25	1719736	1	BLADE, Mower, LH	
26	1722258	2	PIN, Blade	
27	1722257	2	WASHER, Spline	
28	927120	2	CAPSCREW, Hex Head, 7/16-14 x 2-1/4, GR8	
29	1655777	2	ADAPTER, Blade	
30	1700229	2	SHIELD, Bearing	
31	1700230	2	WASHER, Shim	
32	1677274	2	ADAPTER, Arbor	
33	1960373	12	CAPSCREW, Hex Head Taptite, 5/16-18 x 1	
34	1719737	1	BLADE, Mower, RH	
35	1921319	1	WASHER, 1/4	
36	1704314	2	FITTING, Lube	

Footnotes:

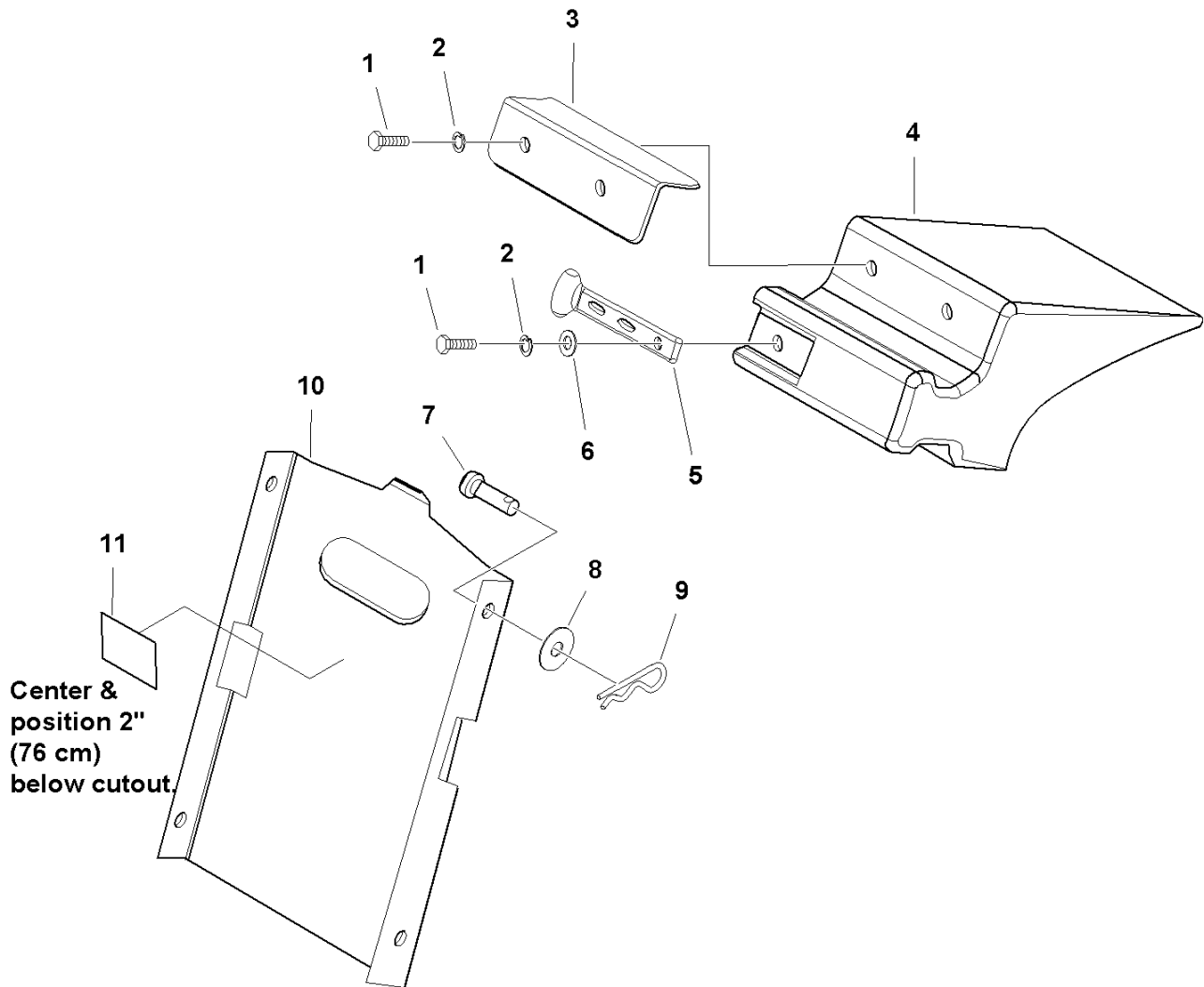
40" Mower Deck- Housing, Arbors & Blade (Serial # 2000 & Above)



40" Mower Deck- Housing, Arbors & Blade (Serial # 2000 & Above)

Item	Part No	Qty	Description	Note
37	1726826	1	ARBOR SHAFT & BEARING ASSEMBLY	
38	1713675	2	WASHER, Belleville	

Footnotes:

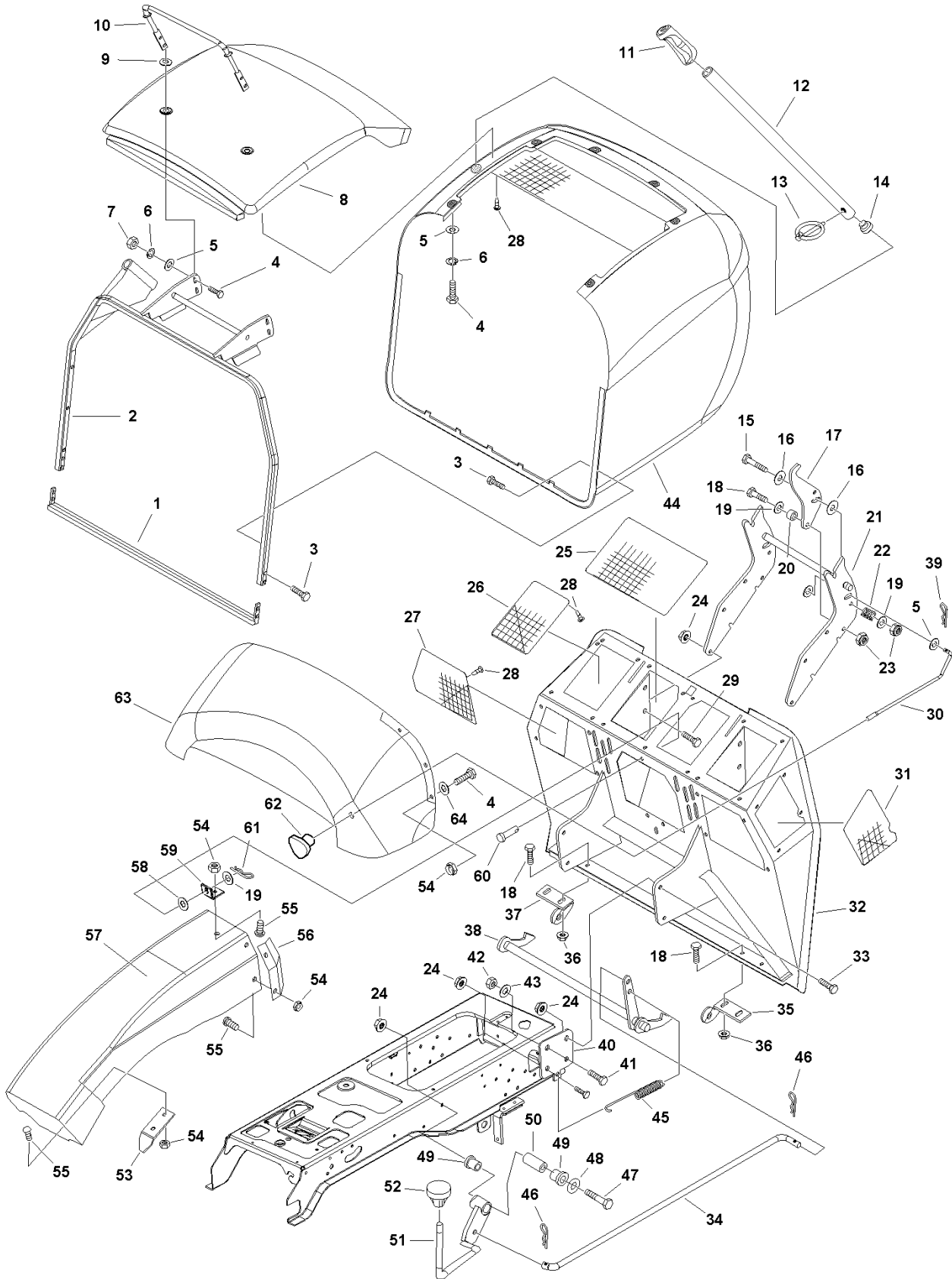


Mulching Group

Item	Part No	Qty	Description	Note
1	1923341	3	CAPSCREW, Hex Head, 1/4-20 x 3/4	
2	1916964	3	LOCKWASHER, 1/4	
3	1723652	1	BRACKET, Mulching Plug	
4	1723651	1	PLUG, Mulching	
5	171600	1	STRAP, Hood, Black Rubber	
6	1921319	1	WASHER, 1/4	
7	1723683	2	PIN, Clevis	
8	1919381	2	WASHER, 5/16	
9	1960074	2	CLIP, Hair Pin	
10	1724638	1	GUARD & DEFLECTOR ASSEMBLY	
11	1720391	1	DECAL, Danger	

Footnotes:

Hopper Group - Serviceable Screen (986269)

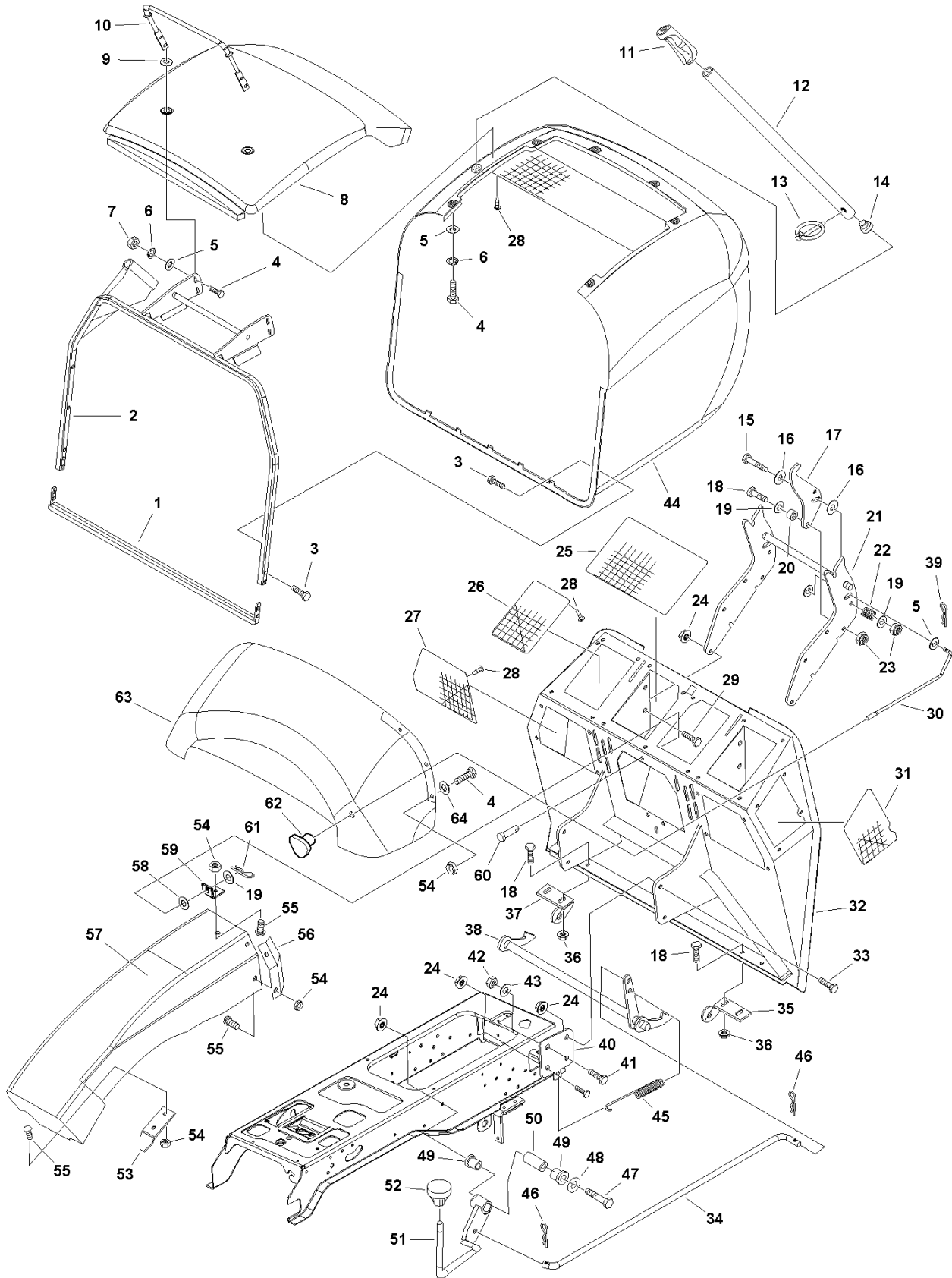


Hopper Group - Serviceable Screen (986269)

Item	Part No	Qty	Description	Note
1	1722590	1	ANGLE & BAR ASSEMBLY	
2	1724411	1	FRAMEASSEMBLY, Hopper	
3	1925003	10	CAPSCREW, Hex Head Taptite, 1/4-20 x 1/2	
4	1924009	8	CAPSCREW, Hex Head, 1//4-20 x 7/8	
5	1921319	6	WASHER, 1/4	
6	1916964	6	LOCKWASHER, 1/4	
7	1916622	4	NUT, 1/4-20	
8	1724690	1	LID, Hopper, Red	
9	1724684	2	WASHER, Rubber	
10	1724399	1	HANDLE, Hopper	
11	1723359	1	GRIP	
12	1724398	1	TUBE, Handle	
13	1666969	1	PIN, Click	
14	1724553	1	CAP PLUG, Rubber	
15	1921978	1	CAPSCREW, Hex Head, 5/16-18 x 2	
16	1960044	2	WASHER, 5/16	
17	1724651	1	LATCH, Pivot	
18	1921333	8	CAPSCREW, Hex Head, 5/16-18 x 1	
19	1919326	3	WASHER	
20	1666697	1	SPACER	
21	1724413	1	PIVOT ASSEMBLY	
22	1714263	1	SPRING, Compression	
23	1919438	3	NUT, Hex Lock, 5/16-18	
24	1928352	7	NUT, Hex Flange Lock, 3/8-16	
25	1724598	1	SCREEN, 1/4 Mesh, Top	
26	1723744	2	SCREEN, Top Side, 5-1/2" x 7-3/4"	
27	1723642	2	SCREEN, Main, 7" x 9"	
28	1704351	30	FASTNER, Panel	
29	1921965	4	CAPSCREW, Hex Head, 3/8-16 x 3/4	
30	1724652	1	ROD, Latch	
31	1723644	2	SCREEN, Side, 5" x 6-1/4"	
32	1724048	1	BACKPLATE ASSEMBLY	
33	1934654	6	CAPSCREW, Hex Head Whiz Lock, 3/8-16 x 1	
34	1724458	1	ROD LATCH	
35	1723182	1	BRACKET, Latch LH	
36	1931277	4	NUT, Hex Flange Lock, 5/16-18	

Footnotes:

Hopper Group - Serviceable Screen (986269)

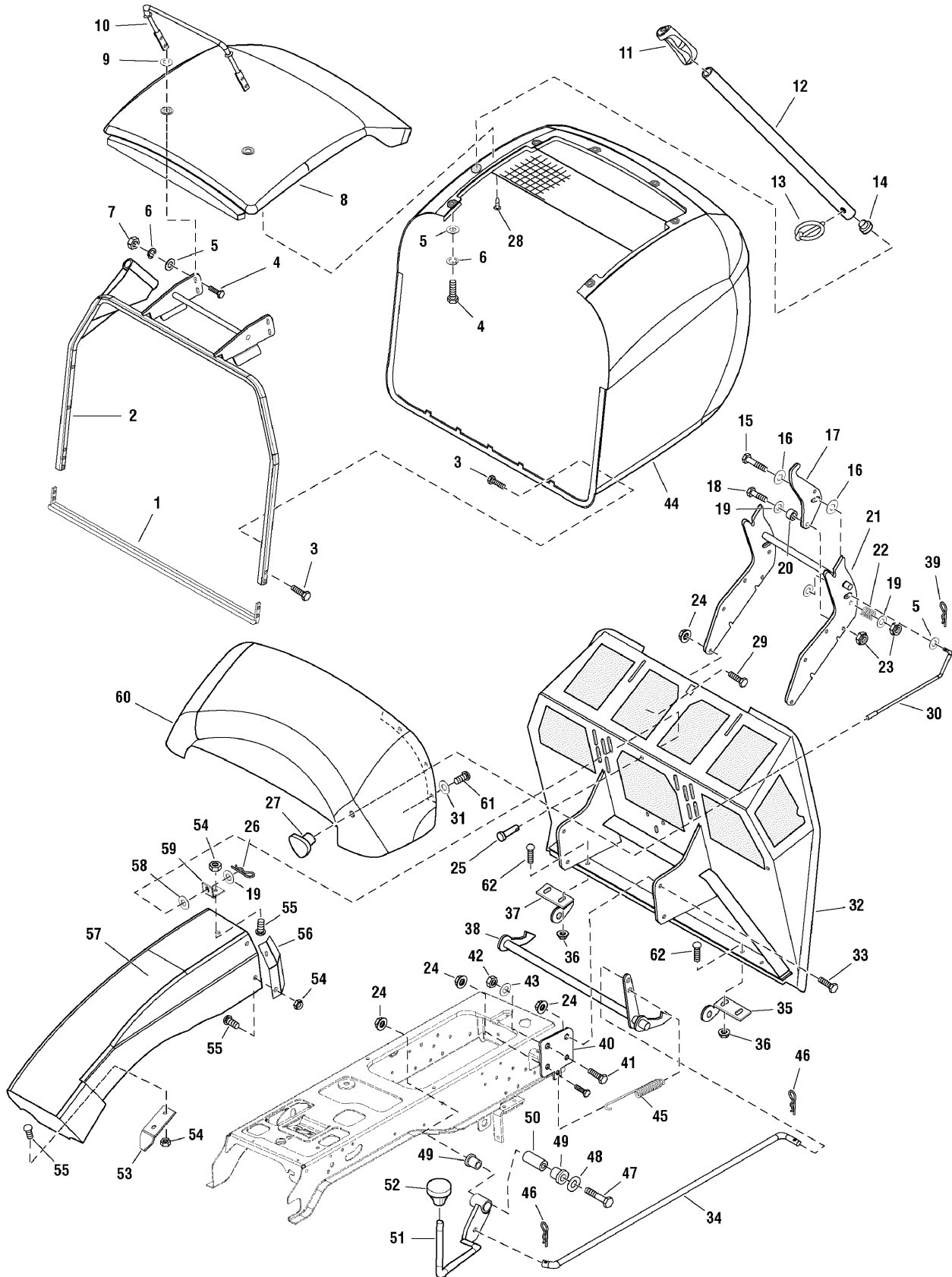


Hopper Group - Serviceable Screen (986269)

Item	Part No	Qty	Description	Note
37	1723181	1	BRACKET, Latch, RH	
38	1724540	1	SHAFT & ARMS ASSEMBLY	
39	1923360	1	PIN, Cotter, 5/8 x 3.4	
40	1724566	2	SUPPORT, Back Plate	
41	1923114	2	CAPSCREW, Hex Head, 1/2-13 x 1	
42	1916951	2	NUT, Hex, 1/2-13	
43	1916966	2	LOCKWASHER, 1/2	
44	1724559	1	HOPPER & SCREEN ASSEMBLY	
45	1718016	1	SPRING, Extension	
46	1960074	2	PIN, Hair	
47	1922130	1	CAPSCREW, Hex Head, 3/8-16 x 2-1/2	
48	1924940	1	WASHER	
49	1676148	2	BUSHING	
50	1669105	1	SPACER	
51	1725036	1	ROD & TUBE ASSEMBLY	
52	1719940	1	KNOB, Hopper Release	
53	1722881	1	RETAINER	
54	1920397	11	NUT, Hex Lock ESNA, 1/4-20	
55	1718741	5	SCREW, Torx Head, 1/4-20 x 5/8	
56	1723650	1	DEFLECTOR, Grass	
57	1722578	1	CHUTE, Discharge	
58	1933988	1	NUT, Push	
59	1723363	1	BRACKET, Chute	
60	1723683	1	PIN, Clevis	
61	1722460	2	PIN, Quick	
62	1713855	1	KNOB	
63	1724542	1	TRANSITION, Hopper	
64	1960353	4	WASHER, 1/4	

Footnotes:

Hopper Group - Fixed Screen (SL986269)

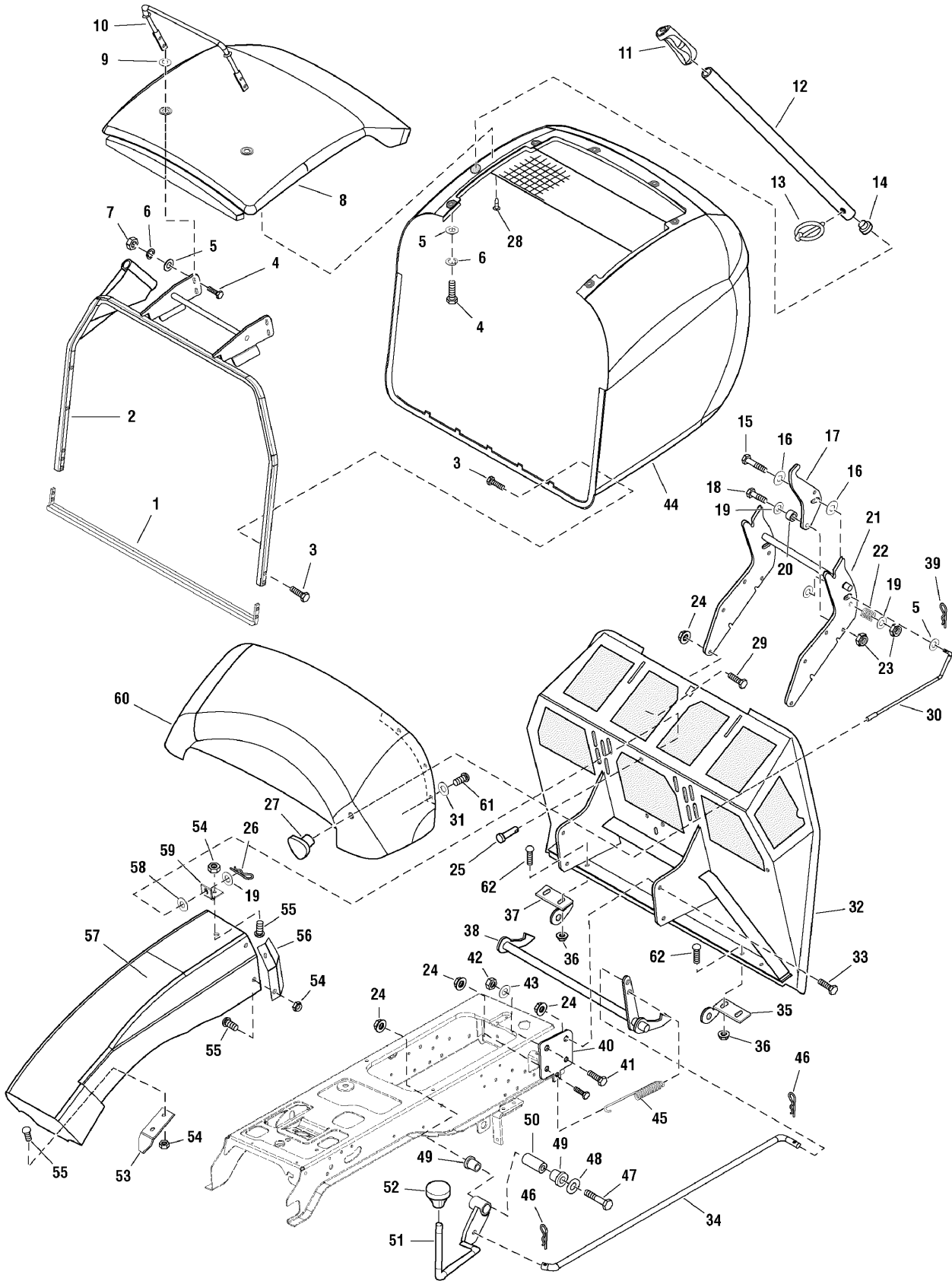


Hopper Group - Fixed Screen (SL986269)

Item	Part No	Qty	Description	Note
1	1722590	1	ANGLE & BAR ASSEMBLY	
2	1724411	1	FRAME ASSEMBLY	
3	1925003	10	CAPSCREW, Hex Head Taptite, 1/4-20 x 1/2	
4	1924009	10	CAPSCREW, Hex Head, 1//4-20 x 7/8	
5	1921319	6	WASHER, 1/4	
6	1916964	6	LOCKWASHER, 1/4	
7	1916622	4	NUT, 1/4-20	
8	1726414	1	LID, Hopper, Red	
9	1724684	2	WASHER, Rubber	
10	1724399	1	HANDLE, Hopper	
11	1723359	1	GRIP	
12	1724398	1	TUBE, Handle	
13	1666969	1	PIN, Click	
14	1724553	1	CAP PLUG, Rubber	
15	1921978	1	CAPSCREW, Hex Head, 5/16-18 x 2	
16	1960044	2	WASHER, 5/16	
17	1724651	1	LATCH, Pivot	
18	1921333	1	CAPSCREW, Hex Head, 5/16-18 x 1	
19	1919326	3	WASHER	
20	1666697	1	SPACER	
21	1724413	1	PIVOT ASSEMBLY	
22	1714263	1	SPRING, Compression	
23	1919438	3	NUT, Hex Lock, 5/16-18	
24	1928352	7	NUT, Hex Flange Lock, 3/8-16	
25	1723683	1	PIN	
26	1722460	2	PIN, Quick	
27	1713855	1	KNOB	
28	1704351	4	PANEL FASTNER	
29	1921965	4	CAPSCREW, Hex Head, 3/8-16 x 3/4	
30	1724652	1	ROD, Latch	
31	1960353	4	WASHER, 1/4	
32	1725332	1	BACKPLATE ASSEMBLY	
33	1934654	6	CAPSCREW, Hex Head Whiz Lock, 3/8-16 x 1	
34	1724458	1	ROD LATCH	
35	1723182	1	BRACKET, Latch LH	
36	1931277	4	NUT, Hex Flange Lock, 5/16-18	
37	1723181	1	BRACKET, Latch, RH	

Footnotes:

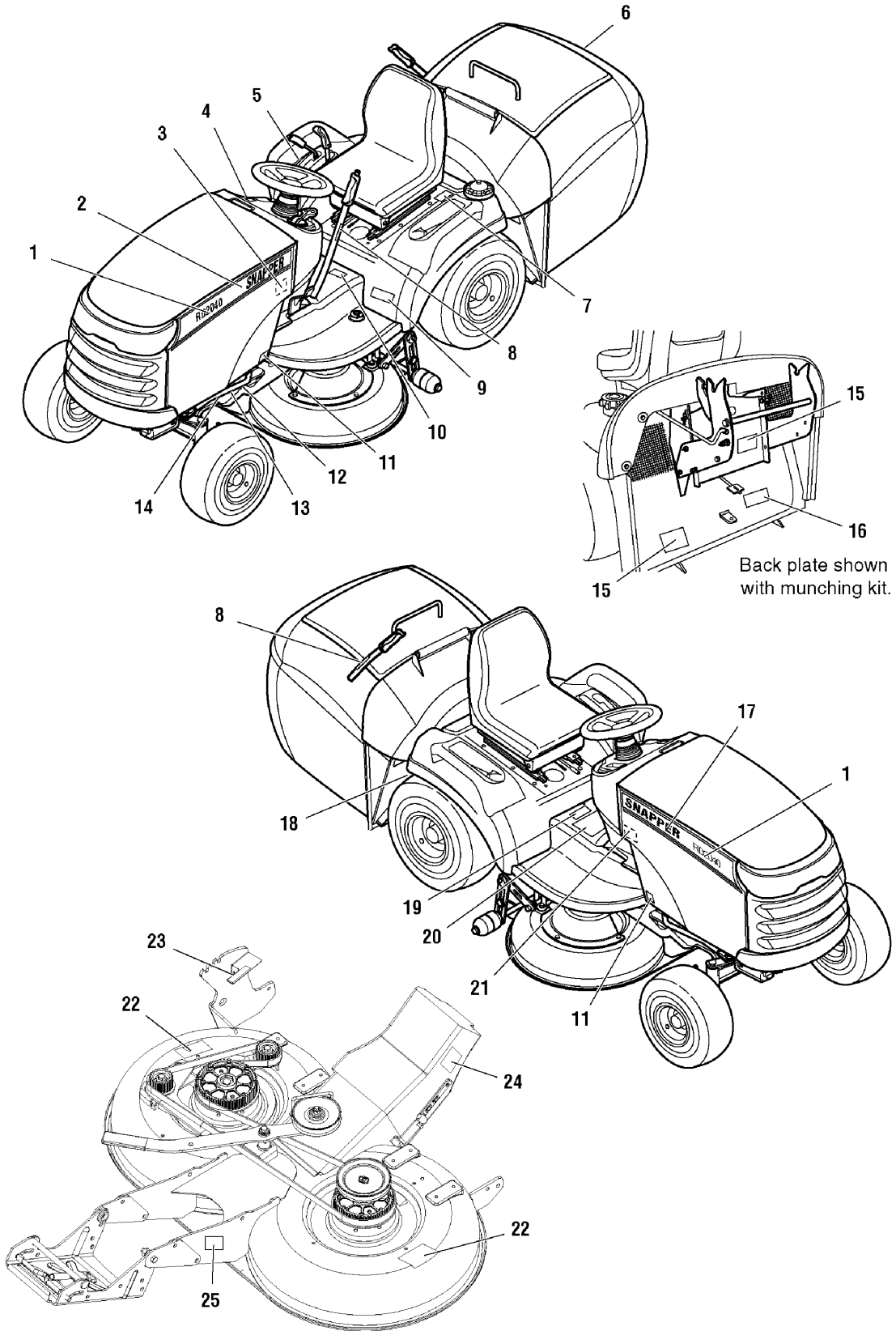
Hopper Group - Fixed Screen (SL986269)



Hopper Group - Fixed Screen (SL986269)

Item	Part No	Qty	Description	Note
38	1724540	1	SHAFT & ARMS ASSEMBLY	
39	1923360	1	PIN, Cotter, 5/8 x 3.4	
40	1724566	2	SUPPORT, Back Plate	
41	1923114	2	CAPSCREW, Hex Head, 1/2-13 x 1	
42	1916951	2	NUT, Hex, 1/2-13	
43	1916966	2	LOCKWASHER, 1/2	
44	1724614	1	HOPPER & SCREEN ASSEMBLY	
45	1718016	1	SPRING, Extension	
46	1960074	2	CLIP, Hair Pin	
47	1922130	1	CAPSCREW, Hex Head, 3/8-16 x 2-1/2	
48	1924940	1	WASHER	
49	1676148	2	BUSHING	
50	1669105	1	SPACER	
51	1725036	1	ROD & TUBE ASSEMBLY	
52	1719940	1	KNOB, Hopper	
53	1722881	1	RETAINER	
54	1920397	5	NUT, Hex Lock ESNA, 1/4-20	
55	1718741	5	SCREW, Torx Head, 1/4-20 x 5/8	
56	1723650	1	DEFLECTOR, Grass	
57	1722578	1	CHUTE, Discharge	
58	1933988	1	NUT, Push	
59	1723363	1	BRACKET, Chute	
60	1724542	1	TRANSITION, Hopper	
61	1960556	4	SCREW, Pan Head Torx Taptite, 1/4-20 x 3/4	
62	1931334	4	CARRIAGE BOLT, 5/16-18 x 7/8 G5	

Footnotes:

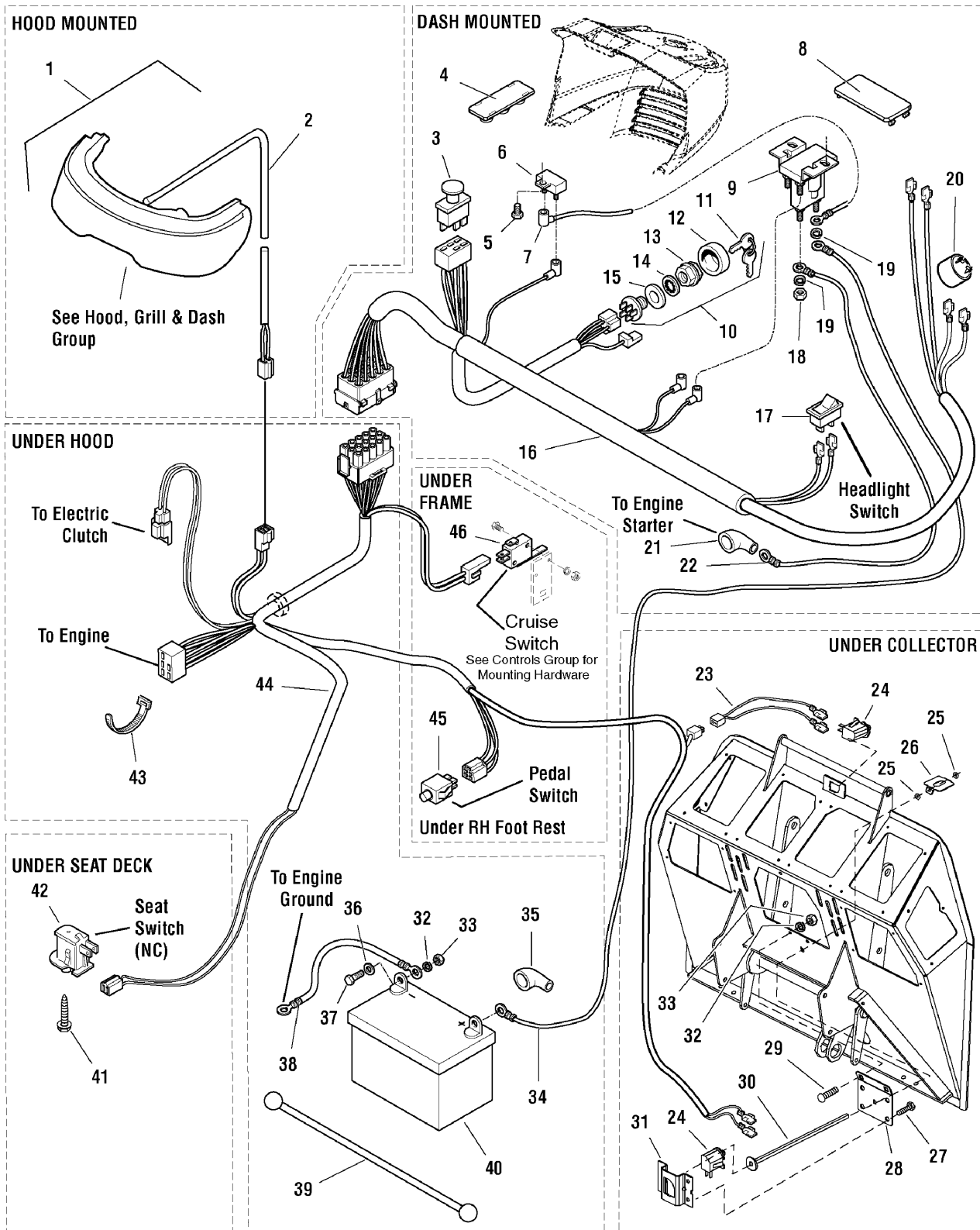


Decals Group - Safety & Common

Item	Part No	Qty	Description	Note
1	1725802	2	DECAL, RD1740	
1	1725240	2	DECAL, RD1840	
1	1725662	2	DECAL, RD2040	
2	1725065	1	DECAL, Hood Stripe, Snapper, LH	
3	1725152	1	DECAL, Belt & Blade	
4	1722806	1	DECAL, Ignition Switch	
5	1723713	1	DECAL, Crusie / Lift	
6	1725061	1	DECAL, Snapper	
7	1724680	1	DECAL, Latch Release	
8	1723310	1	DECAL, Hopper Lever	
9	1724680	1	DECAL, Latch Release	
10	1723317	1	DECAL, Hopper Pedal	
11	1723296	2	DECAL, Protective, Clear	
12	*	1	DECAL, Patent	
13	*	1	DECAL, Serial Number, Tractor, (Not Serviced)	
14	*	2	DECAL, Decible Power Mass, Export Only, (Not Serviced)	
15	1720391	2	DECAL, Danger Operating W/O Catcher	
16	1721141	1	DECAL, Drawbar Max Load	
17	1725066	1	DECAL, Hood Stripe, Snapper, RH	
18	1723425	1	DECAL, Transmission Release Valve	
19	1720390	1	DECAL, Danger Catcher Open	
20	1723175	1	DECAL, Warning/Danger Icons, Tunnel	
21	1725072	1	DECAL, Touch Up Paint	
22	1720660	2	DECAL, Danger Rotating Blades	
22	1720389	2	DECAL, Danger Rotating Blade, Export Only	
23	1723470	1	DECAL, Height Of Cut	
24	1721107	1	DECAL, Danger, Discharge Tube	
25	*	1	DECAL, Serial Number, Mower Deck, (Not Serviced)	

Footnotes:

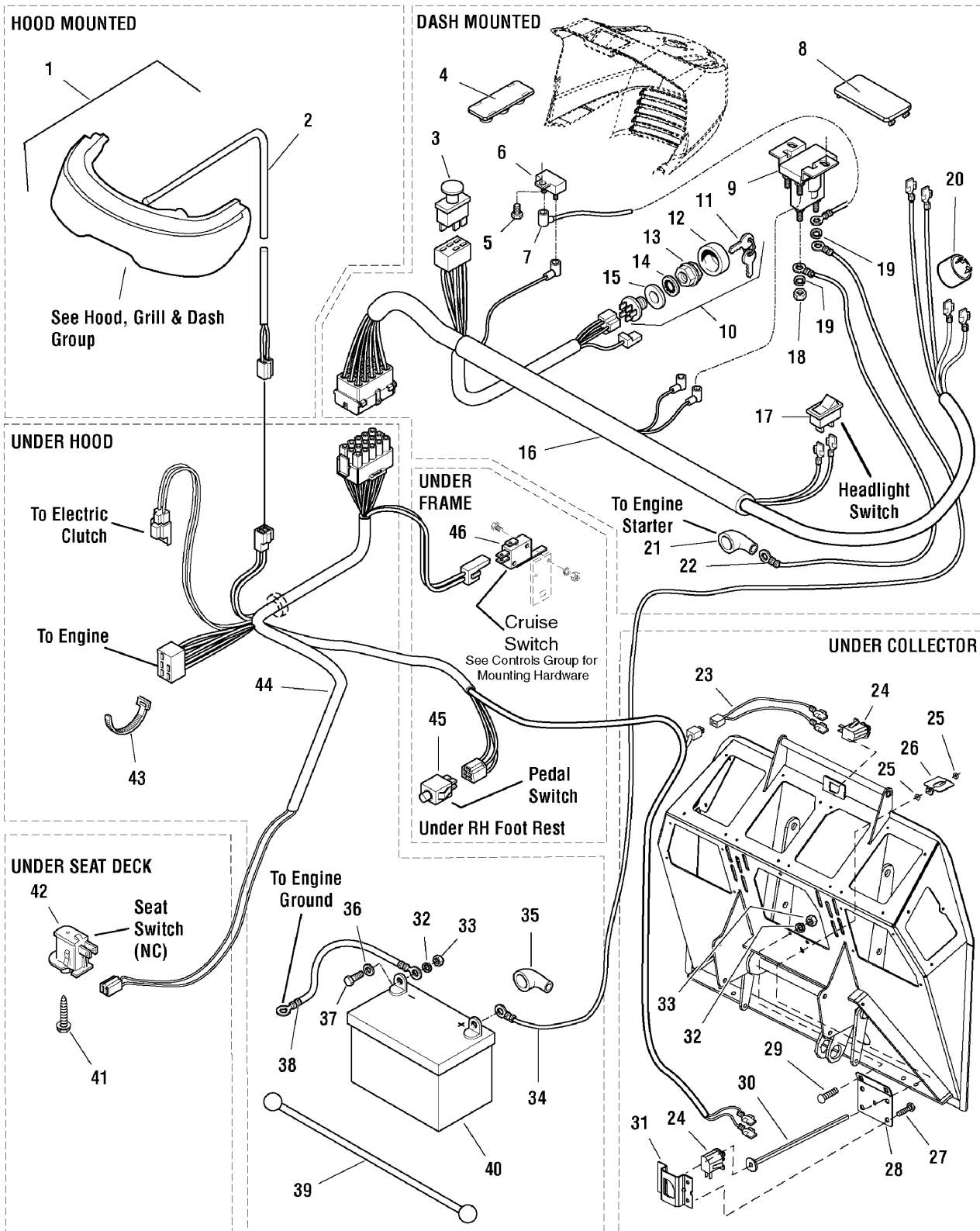
* Not a Service Part



Electrical Group (986229)

Item	Part No	Qty	Description	Note
1	1721810	1	HEADLIGHT ASSEMBLY	
2	1722669	1	HARNESS, Headlight Assembly	
3	1722887	1	SWITCH, PTO, Push/Pull	
4	1722611	1	PLUG, Hole	
5	1921959	2	CAPSCREW, Hex Head, 1/4 x 5/8	
6	1665238	1	BREAKER, Circuit 12Volt, 20Amps	
7	1665237	1	WIRE, 12GA, 5.9" Long, Red	
8	1723648	1	PLUG, Dash, Early Models	
8	1725698	1	PLUG, Dash, Later Models	
9	1722739	1	SOLENOID	
10	1686734	1	SWITCH ASMY, Ignition, 6 Pin, (Includes Ref. Nos. 11, 12, 13	
11	1717163	2	KEY, Ignition	
12	1717550	1	COVER	
13	1717549	1	NUT, Hex Flange, 5/8-32	
14	1960547	1	LOCKWASHER, Internal Tooth, 5/8	
15	101025	2	WASHER	
16	1722715	1	HARNESS, Wiring Upper, Early Models	
16	1725682	1	HARNESS, Wiring Upper, Later Models	
17	1716951	1	SWITCH, Headlights , 2 Terminal	
18	1920263	2	NUT, Hex, 5/16-24	
19	920426	3	LOCKWASHER, External Tooth, 5/16	
20	1720117	1	BUZZER, Pulse, Bag Full	
21	1713535	1	BOOT, Insulator	
22	1721830	1	CABLE, # 6, 25" Long, Red	
23	1723954	1	HARNESS, Rear	
24	1704379	2	SWITCH, Push Button, Black	
25	1723613	2	O- RING	
26	1723612	1	PAD, Acuator	
27	1925003	4	CAPSCREW, Hex Head Taptite, 1/4-20 x 1/2	
28	1724548	1	BRACKET, Switch	
29	1960252	2	CARRIAGE BOLT1/4-20 x 5/8	
30	1725981	1	ROD & WASHER ASSEMBLY, Hopper	
31	1720118	1	BRACKET, Hopper Switch	
32	916964	2	LOCKWASHER	
33	916622	2	NUT, Hex, 1/4-20	
34	1603618	1	CABLE, # 6, 9" Long	
35	1677296	1	BOOT, Insulator Battery Terminal	

Footnotes:

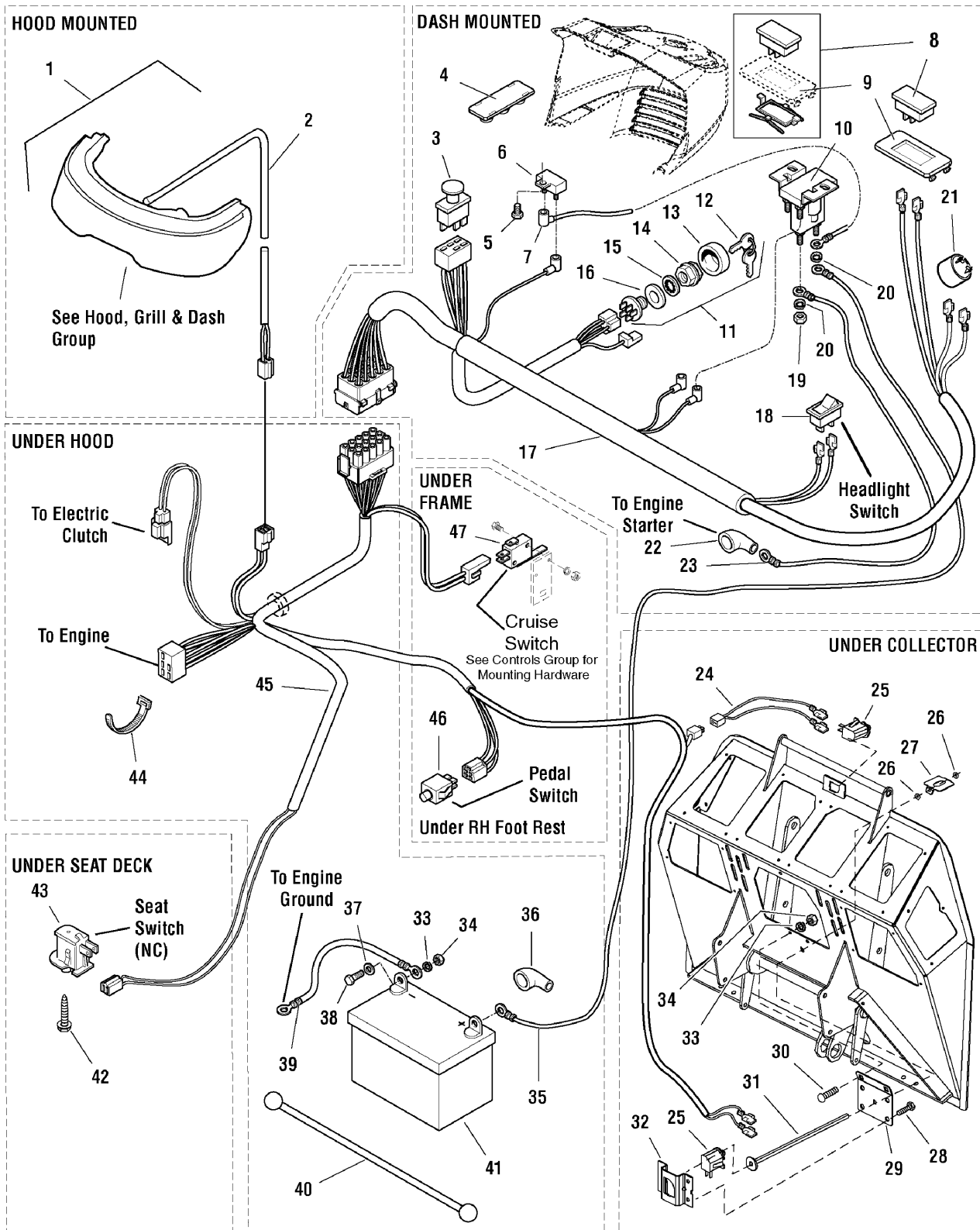


Electrical Group (986229)

Item	Part No	Qty	Description	Note
36	921319	2	WASHER	
37	923341	2	CAPSCREW, Hex Head, 1/4-20 x 3/4	
38	1713163	1	CABLE, # 6, 26" Long	
39	1722009	1	STRAP, Battery	
40	1685215	1	BATTERY, 12Volt	
41	1960536	2	SCREW, Hex Washer Head Plastite, 1/4-20	
42	1716368	1	SWITCH, Operator Present, NC, Grey	
43	1701011	4	TIE, Wire	
44	1724904	1	HARNESS, Wiring Lower	
45	1723507	1	SWITCH, Push Button Foot, Black	
46	1717050	1	SWITCH, Cruise, Grey	

Footnotes:

Electrical Group (986230)

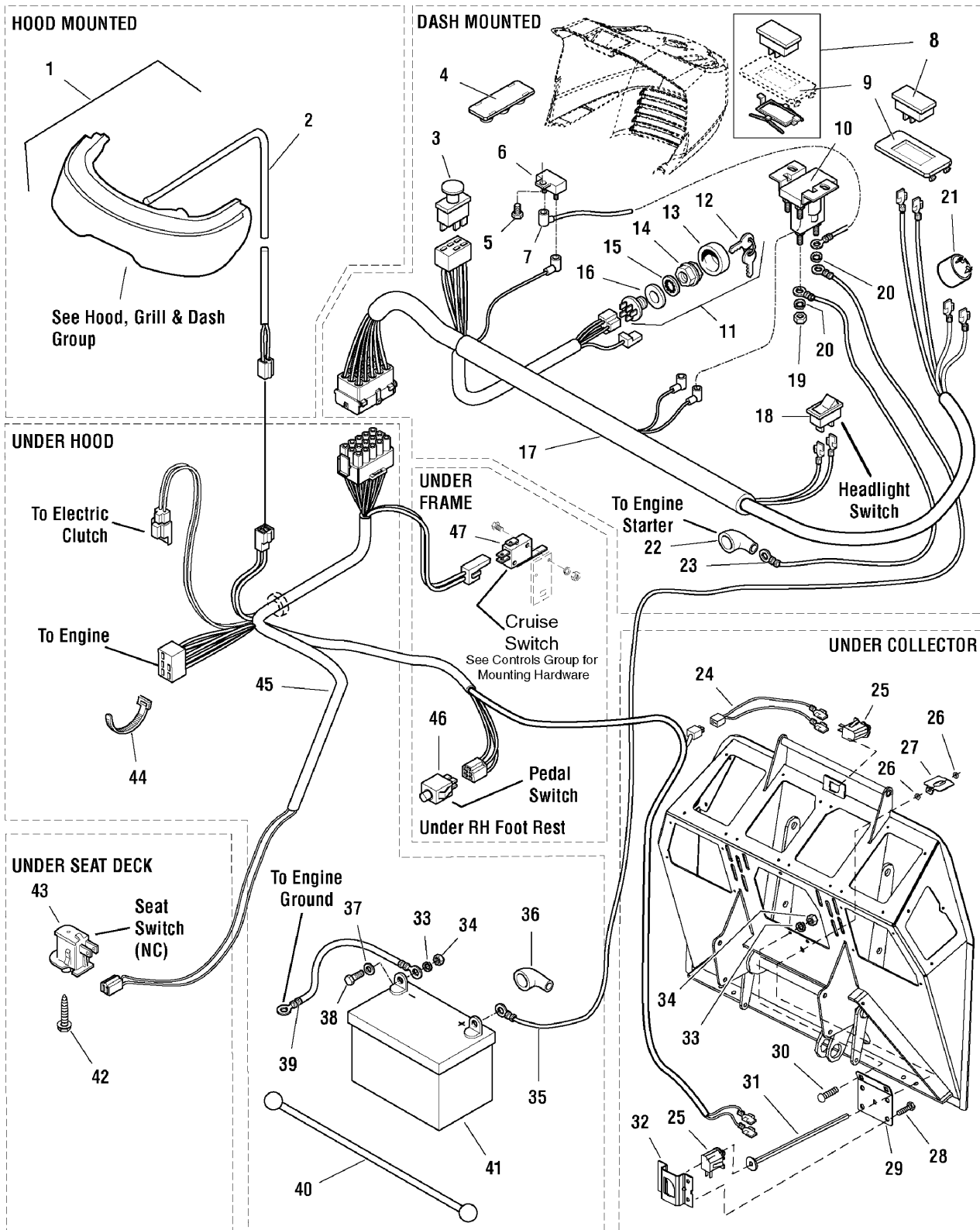


Electrical Group (986230)

Item	Part No	Qty	Description	Note
1	1721810	1	HEADLIGHT ASSEMBLY	
2	1722669	1	HARNESS, Headlight Assembly	
3	1722887	1	SWITCH, PTO, Push/Pull	
4	1722611	1	PLUG, Hole	
5	1921959	2	CAPSCREW, Hex Head, 1/4 x 5/8	
6	1665238	1	BREAKER, Circuit 12Volt, 20Amps	
7	1665237	1	WIRE, 12GA, 5.9" Long, Red	
8	1722227	1	METER, Hour, Digital, Early Models	
8	1687008	1	METER & CLIP, Hour, Digital, Later Models (Includes Ref. No.	
9	1722418	1	PLUG, Dash, Hour Meter, Early Models	
9	1725524	1	PLUG, Dash, Hour Meter, Later Models	
10	1722739	1	SOLENOID	
11	1686734	1	SWITCH ASSEMBLY, Ignition, 6 Pin, (Includes Ref. Nos. 12, 13	
12	1717163	2	KEY, Ignition	
13	1717550	1	COVER	
14	1717549	1	NUT, Hex Flange, 5/8-32	
15	1960547	1	LOCKWASHER, Internal Tooth, 5/8	
16	101025	2	WASHER	
17	1722715	1	HARNESS, Wiring Upper, Early Models (Use with Hour Meter 172	
17	1725682	1	HARNESS, Wiring Upper, Later Models (Use with Hour Meter Kit	
18	1716951	1	SWITCH, Headlights , 2 Terminal	
19	1920263	2	NUT, Hex, 5/16-24	
20	920426	3	LOCKWASHER, External Tooth, 5/16	
21	1720117	1	BUZZER, Pulse, Bag Full	
22	1713535	1	BOOT, Insulator	
23	1721830	1	CABLE, # 6, 25" Long, Red	
24	1723954	1	HARNESS, Wiring, Rear	
25	1704379	2	SWITCH, Push Button, Black	
26	1723613	2	O - RING	
27	1723612	1	PAD, Actuator	
28	1925003	4	CAPSCREW, Hex Head Taptite, 1/4-20 x 1/2	
29	1724548	1	BRACKET, Switch	
30	1960252	2	CARRIAGE BOLT, 1/4-20 x 5/8	
31	1725981	1	ROD & WASHER ASSEMBLY, Hopper	
32	1720118	1	BRACKET, Hopper Switch	
33	916964	2	LOCKWASHER	
34	916622	2	NUT, Hex, 1/4-20	

Footnotes:

Electrical Group (986230)



Electrical Group (986230)

Item	Part No	Qty	Description	Note
35	1603618	1	CABLE, # 6, 9" Long	
36	1677296	1	BOOT, Insulator Battery Terminal	
37	921319	2	WASHER	
38	923341	2	CAPSCREW, Hex Head, 1/4-20 x 3/4	
39	1713163	1	CABLE, # 6, 26" Long	
40	1722009	1	STRAP, Battery	
41	1685215	1	BATTERY, 12 Volt	
42	1960536	2	SCREW, Hex Washer Head Plastite, 1/4-20	
43	1716368	1	SWITCH, Operator Present, NC, Grey	
44	1701011	4	TIE, Wire	
45	1724904	1	HARNESS, Wiring Lower	
46	1723507	1	SWITCH, Push Button Foot, Black	
47	1717050	1	SWITCH, Cruise, Grey	
48	1725835	1	CLIP, Hour Meter, Later Models (Service Only)	

Footnotes:

Parts Manual for

SNAPPER®

YARD TRACTOR ELECTRIC CLUTCH HYDRO DRIVE REAR DISCHARGE SERIES 0

IT IS THE POLICY OF SNAPPER TO IMPROVE ITS PRODUCTS
WHENEVER IT IS POSSIBLE AND PRACTICAL TO DO SO. WE
RESERVE THE RIGHT TO MAKE CHANGES OR ADD IMPROVEMENTS
AT ANY TIME WITHOUT INCURRING ANY OBLIGATION TO MAKE
SUCH CHANGES ON PRODUCTS MANUFACTURED PREVIOUSLY.

SNAPPER® McDonough, GA, 30253 U.S.A.