

BROADMOOR SERIES PARTS MANUAL

12.5H

Mfg. No. 1692261

14H

Mfg. No. 1692279

15G

Mfg. No. 1692287

16H


Mfg. No. 1692283

38" Mower

Mfg. No. 1691704

44" Mower

Mfg. No. 1691705



Product Identification:

When ordering parts, keep your products serial number and manufacturer's number in mind. Variations may occur in a part between early & later model products, causing the product serial number to be listed in the parts description whenever these variations occur.

Record your I.D. numbers here for quick, future reference.

Product Mfg. No. _____ S/N _____ Mower Mfg. No. _____ S/N _____

Attention:

Standard torques appear in a chart at the end of the manual, while important individual torques are given on specific parts drawings.

CRITICAL and MAJOR notations point out important facts or instructions which relate to personal safety and proper machine operation. Any CRITICAL notation **(C)** which may appear in this book, pinpoints characteristics which, if not properly followed, can create a safety hazard. Any MAJOR notation **(M)** which may appear in this book, marks characteristics which, if not properly followed, may result in operating failure, shortened product life, or greatly reduced quality of the unit. For your convenience, assembly notes are included in parts drawings to assist in repair and assembly of unit.

SIMPLICITY BRAND PRODUCTS**OILS - SPECIFICALLY BLENDED OF HIGH QUALITY BASE OILS & ADDITIVES.**

Special Worm Gear Oil: Required for protection of brass gears and mating parts.

- Cold Weather Worm Gear Oil for snowthrowers with worm gear drive. 8 Oz. Bottle, Part #1704638, Case of 12-8 Oz. Bottles, Part #1685408.

Multi-Purpose Hydraulic/Transmission Oil for use in most hydraulic applications, and hydrostatic transmissions. Specific Simplicity applications: All hydrostatic transmissions, all bevel gear cases. Case of 12 Quarts, Part #1685516, 2-1/2 Gallon Container, Part #1685539.

SAE 5W-30 SF/CD Cold Weather Engine Oil for use in all four cycle and diesel engines at 30° temp. and under. Case of 12 quarts, Part #1685576.

SAE 15W-40 SF/CD Engine Oil for gas and diesel engines, warm weather; see engine manufacturer recommendations. Case of 12 quarts, Part #1685554.

SAE 30W SG/CC Detergent Engine Oil for use in four cycle lawn and garden engines at operating temp. of 32° and above. Also recommended for use in hydrostatic transmissions where 30W oil is specified. Case of 12 quarts, Part #1685659.

DEGREASER, DEGRIMER, PARTS CLEANER removes grease, oil, dirt and grime without harming paint or decals.

1 Quart w/Trigger Spray	1685619
1 Gallon Bottle	1685621
Extension Sprayer for Gallon Bottle	1685623

TOUCH-UP PAINT keeps equipment in showroom condition.

Spray Cans	Quarts	Daubers-12 Per Ctn.
<i>For Products Built After 8/1/89.</i>		
"Deep Orange" 13 Oz. Can 1685611 Case 12 Cans 1685614	1685612	1685616 Mixed 6 Deep Or., 6 White 1/2 Oz. Bottles
"Gloss Black" 13 Oz. Can 1685639 Case 12 Cans 1685640	1685641	N/A
"White" 13 Oz. Can 103049 Case 12 Cans 1685178	1685032	See Above

Consult decal on equipment for proper color.

AVAILABLE ACCESSORIES:

DESIGNER SEAT COVERS are double stitched, easy care vinyl. Keeps new seats new, makes worn seats look new.

Small Seat Cover w/Pocket, Part #1685540. Fits all Rear Engine Riders, FC, RT Series Tractors.

Large Seat Cover w/Pocket, Part #1685541. Fits all 12.5 & 16 LT and GT Series Tractors.

Seat Cover, Part #1685577. Fits all 18 & 20 GTH Tractors.

PNEUMATIC TIRE SEAL seals all leaks including bead leaks and punctures up to 3/16 inch diameters. Prevents flats for tread life of tire. Available in following amounts.

Case of 12 -11 Oz. Tubes	1685537
Case of 24 -11 Oz. Tubes	1685525
5 Gallon Pall	1685527

HOURLY METER KIT, Part #1685535.

GREASE GUN KIT has 12" flexible hose to get into tight spots with ease. Kit contains: gun and 1-8 Oz. tube of grease. Part #1685510. For replacement tube, order Part #103077.

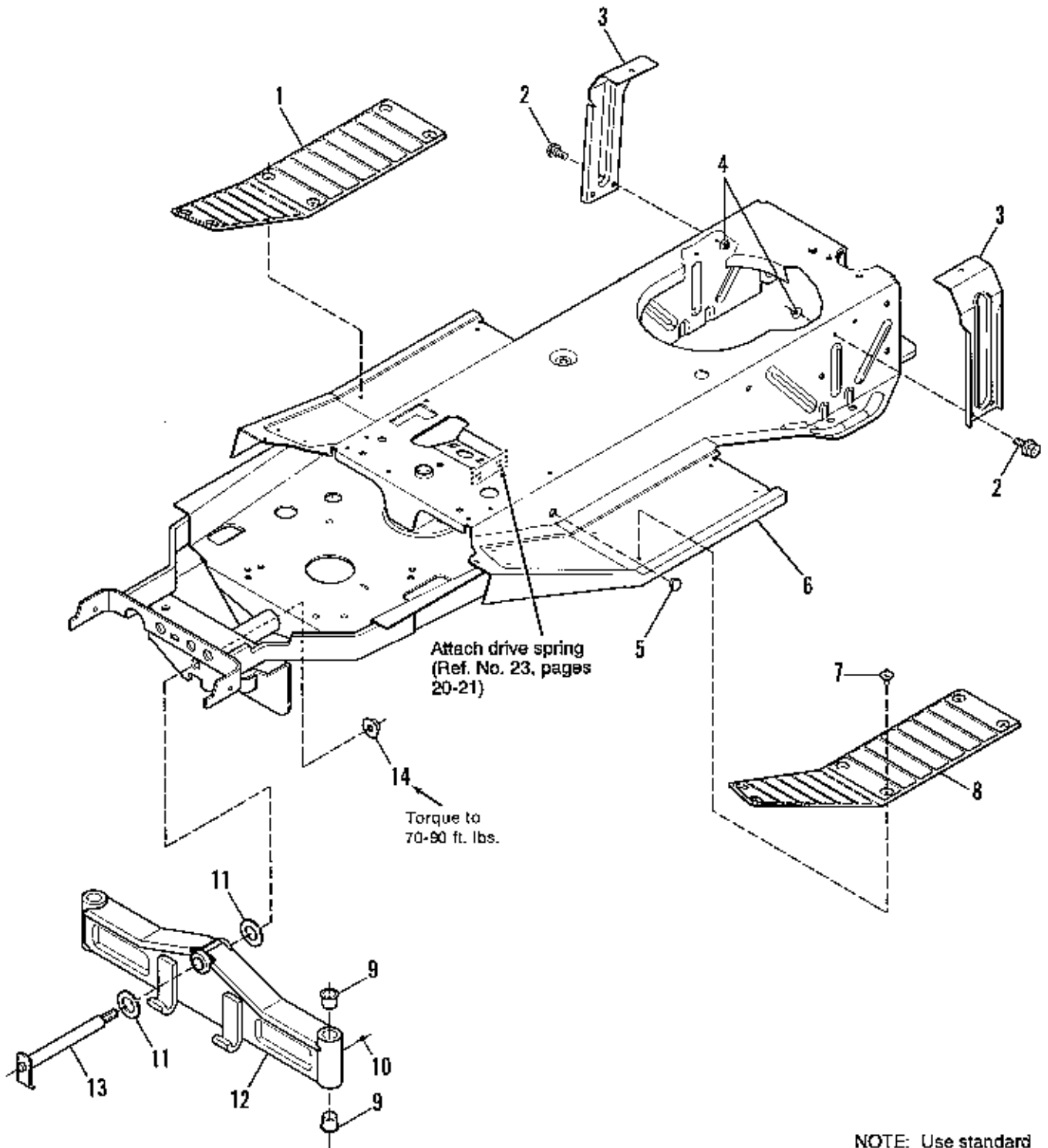
CHROME "Moon" Hubcaps

4" Rim	163114
6" Rim	156210
8" Rim	156211
10" Rim	1667782
12" Rim	154505

**Extend Equipment Life - Use Only Genuine Simplicity Parts & Accessories
Available at Your Local Simplicity Dealer**

Table of Contents

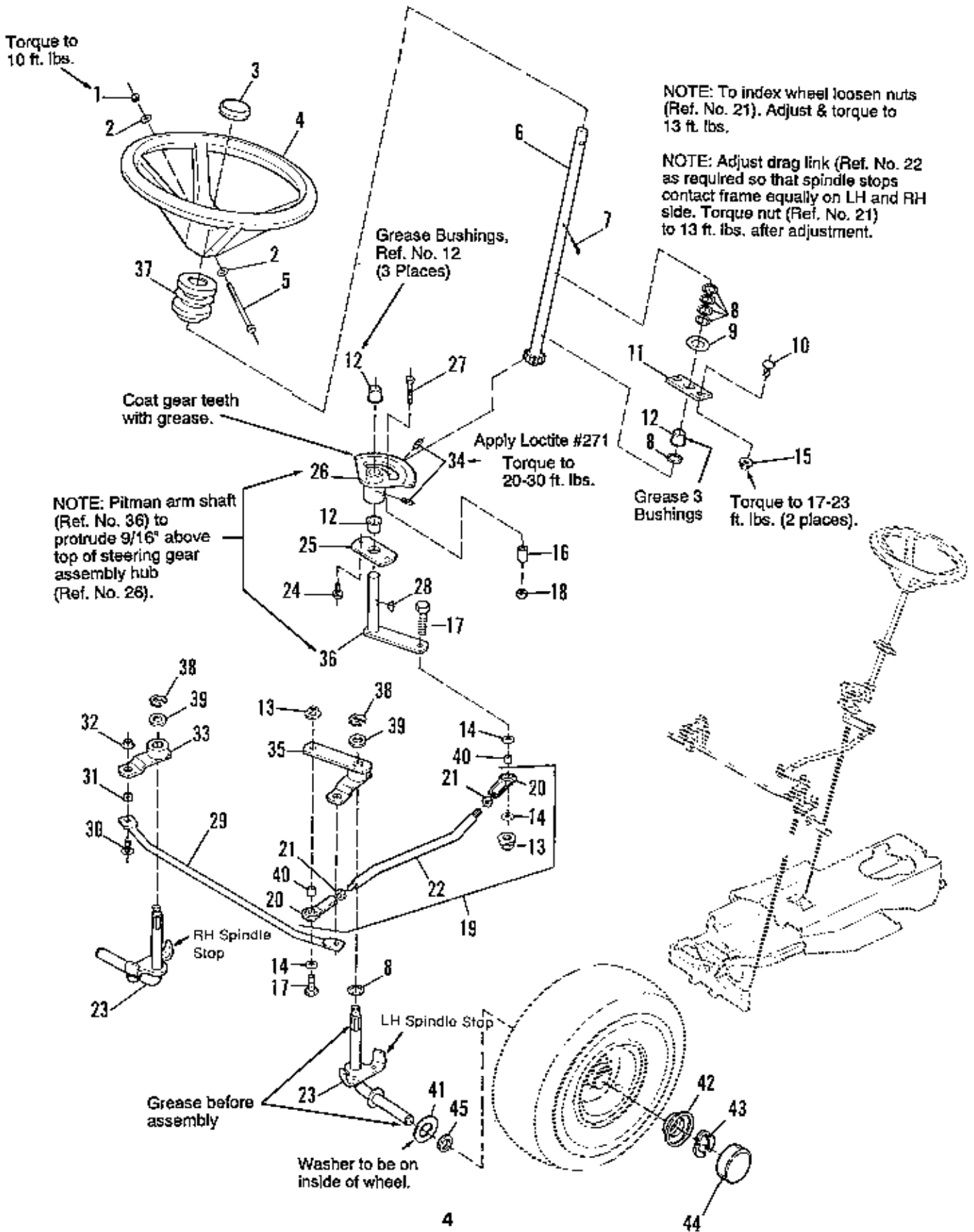
FRAME & FRONT AXLE GROUP	2
STEERING GROUP	4
ENGINE & ELECTRIC CLUTCH GROUP - 14 HP Kohler	6
ENGINE & ELECTRIC CLUTCH GROUP - 15 HP Briggs & Stratton.....	8
ENGINE & ELECTRIC CLUTCH GROUP - 12.5 & 16 HP Briggs & Stratton	10
GEAR TRANSMISSION GROUP 1 - Peerless Model 801-059	12
GEAR TRANSMISSION GROUP 2 - Peerless Model 801-059	14
HYDRO TRANSMISSION GROUP 1 - Hydro Gear Model 311-0750	16
HYDRO TRANSMISSION GROUP 2 - Hydro Gear Model 311-0750	18
FOOT CONTROLS GROUP - GEAR	20
HAND CONTROLS GROUP - GEAR.....	22
FOOT CONTROLS GROUP - HYDRO	24
HAND CONTROLS GROUP - HYDRO	26
HOOD, GRILLE & DASH GROUP	28
SEAT, DECK, & FUEL TANK GROUP	30
ELECTRICAL GROUP - LOWER HARNESS	32
ELECTRICAL GROUP - MAIN HARNESS	34
WHEELS & TIRES GROUP	36
38" MOWER HOUSING & ARBOR GROUP	38
44" MOWER HOUSING & ARBOR GROUP	40
38" CLUTCH & SUPPORT GROUP	42
44" CLUTCH & SUPPORT GROUP	44
38" HEIGHT ADJUSTING & ROLLER GROUP	46
44" HEIGHT ADJUSTING & ROLLER GROUP	48
SIMPLICITY DECAL GROUP	50
AGCO ALLIS DECAL GROUP	52
GEAR TRANSAXLE SERVICE PARTS - Peerless Model 801-059	54
HYDRO TRANSAXLE SERVICE PARTS - Hydro Gear Model 311-0750.....	58
STANDARD HARDWARE TORQUE SPECIFICATIONS.....	Inside Back Cover



NOTE: Use standard hardware torque specifications chart unless otherwise noted.

Frame & Front Axle Group

Ref. No.	Part No.	Qty.	Description
1	1704310	1	PAD, Footrest, R.H.
2	1934654	4	CAPSCREW, Hex, Flange, Whizlock, 3/8-16 x 1
3	1703968	2	SUPPORT, Seat
4	1919439	4	NUT, Hex, Esna Lock, 3/8-16
5	1707488	1	PLUG
6	1709883	1	FRAME ASSY.
7	1704351	12	FASTENER, Panel (Qty. 12 on Hydro)
8	1704311	1	PAD, Footrest, L.H.
9	176440	4	BUSHING
10	1704314	2	GREASE, Fitting
11	1704153	2	WASHER, Special
12	1703475	1	AXLE ASSY., Front
13	1704150	1	AXLE PIVOT ASSY.
14	1960270	1	NUT, Hex, Full, Lock, 3/4-16

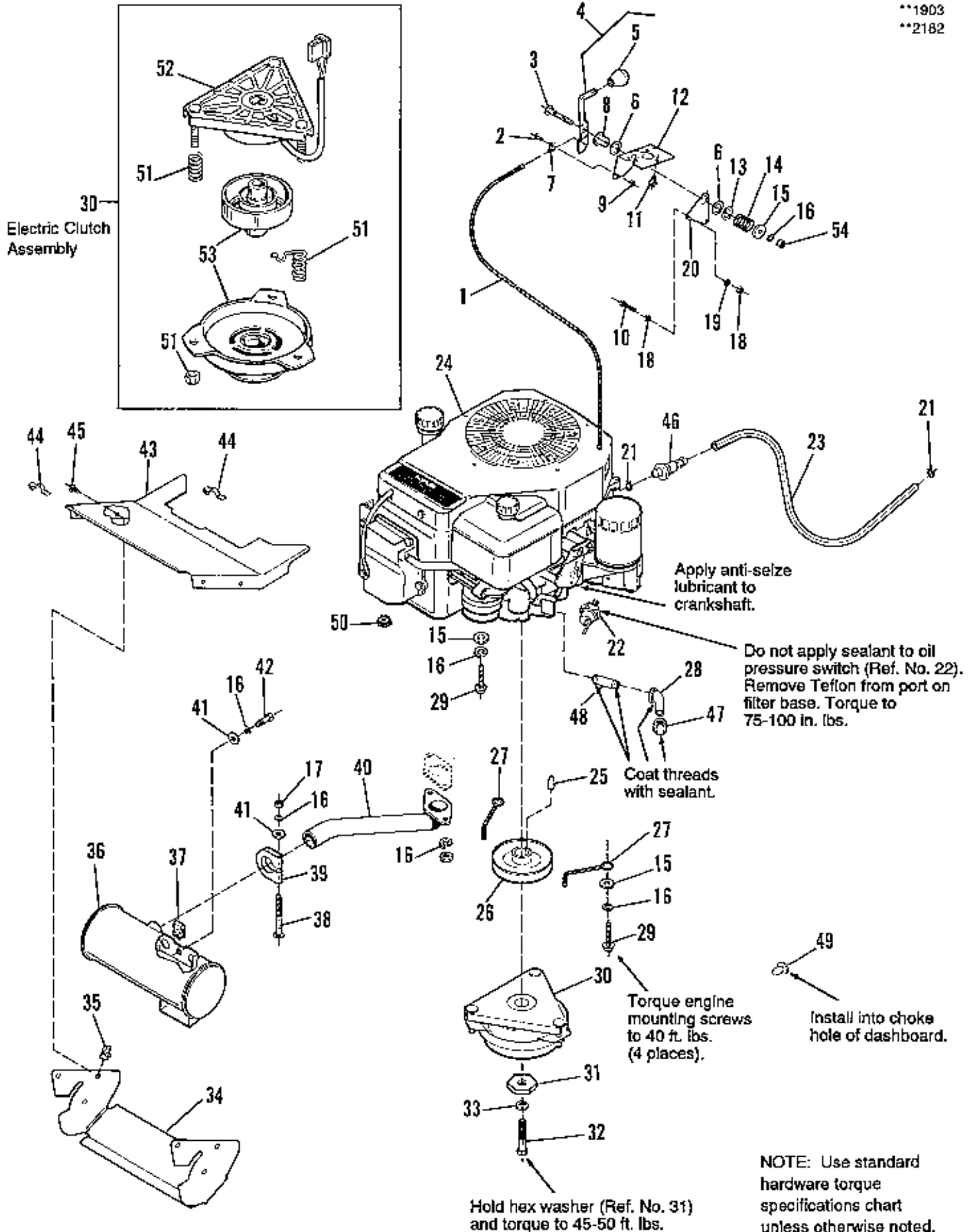


Steering Group

Ref. No.	Part No.	Qty.	Description
1	1923362	1	NUT, Hex, Lock, 5/16-18
2	1919326	2	WASHER, Steering Wheel
3	1657017	1	CAP, Steering Wheel
4	1701197	1	STEERING WHEEL
5	1925690	1	CAPSCREW, 5/16-18 x 3-1/2
6	1707321	1	SHAFT ASSY., Steering
7	1919314	1	COTTER PIN
8	1960114	7	WASHER, Plain, 49/64
9	173668	1	WASHER, Plain
10	1931350	2	CARRIAGE BOLT, 3/8-16 x 1
11	1703508	1	PLATE, Mounting, Steering
12	176440	3	BUSHING, Nylon
13	1930645	2	NUT, Hex, Flange, 3/8-16
14	1922755	3	WASHER
15	1928352	2	NUT, Hex, Flange, Whizlock, 3/8-16
16	1673796	1	SPACER, Stop
17	1921969	2	CAPSCREW, Hex Hd., 3/8-16 x 1-1/2
18	1919438	1	NUT, Hex, Esna Lock, 5/16-18
19	1685478	1	DRAG LINK ASSY., (Incl. Ref. Nos. 14, 13, 17, 20, 21 & 22)
20	1702779	2	BALL JOINT, Flat
21	1919262	2	JAM NUT, Hex, 1/2-20
22	1708084	1	DRAG LINK
23	1707450	2	SPINDLE ASSY., Splined
24	1960373	2	SCREW, Taptite, 5/16-18 x 1
25	1703813	1	SECTOR MOUNTING PLATE
26	1703513	1	GEAR ASSY., Steering
27	1921221	1	CAPSCREW, Hex, 5/16-18 x 1-1/2
28	930670	1	KEY, Hi Pro
29	1706956	1	TIE ROD
30	1931350	2	CARRIAGE BOLT, 3/8-16 x 1
31	1611705	2	SPACER
32	1930645	2	NUT, Hex, Lock, Flange, 3/8-16
33	1706996	1	ARM ASSY., Steering, R.H., Splined
34	1928721	2	SETSCREW, Sq. Hd., 5/16-18 x 1/2
35	1706997	1	STEERING ARM ASSY., L.H., Splined
36	1703512	1	PITMAN ARM ASSY.
37	1707320	1	TUBE, Steering
38	1704420	2	KLIP RING, 5/8
39	1960020	2	WASHER
40	1708236	2	SPACER
41	1960114	2	WASHER
42	1701435	2	RETAINER, Hubcap
43	1611710	2	RETAINING RING
44	1676519	2	HUBCAP
45	1960160	2	WASHER, Special (Hydro models only)

**1903

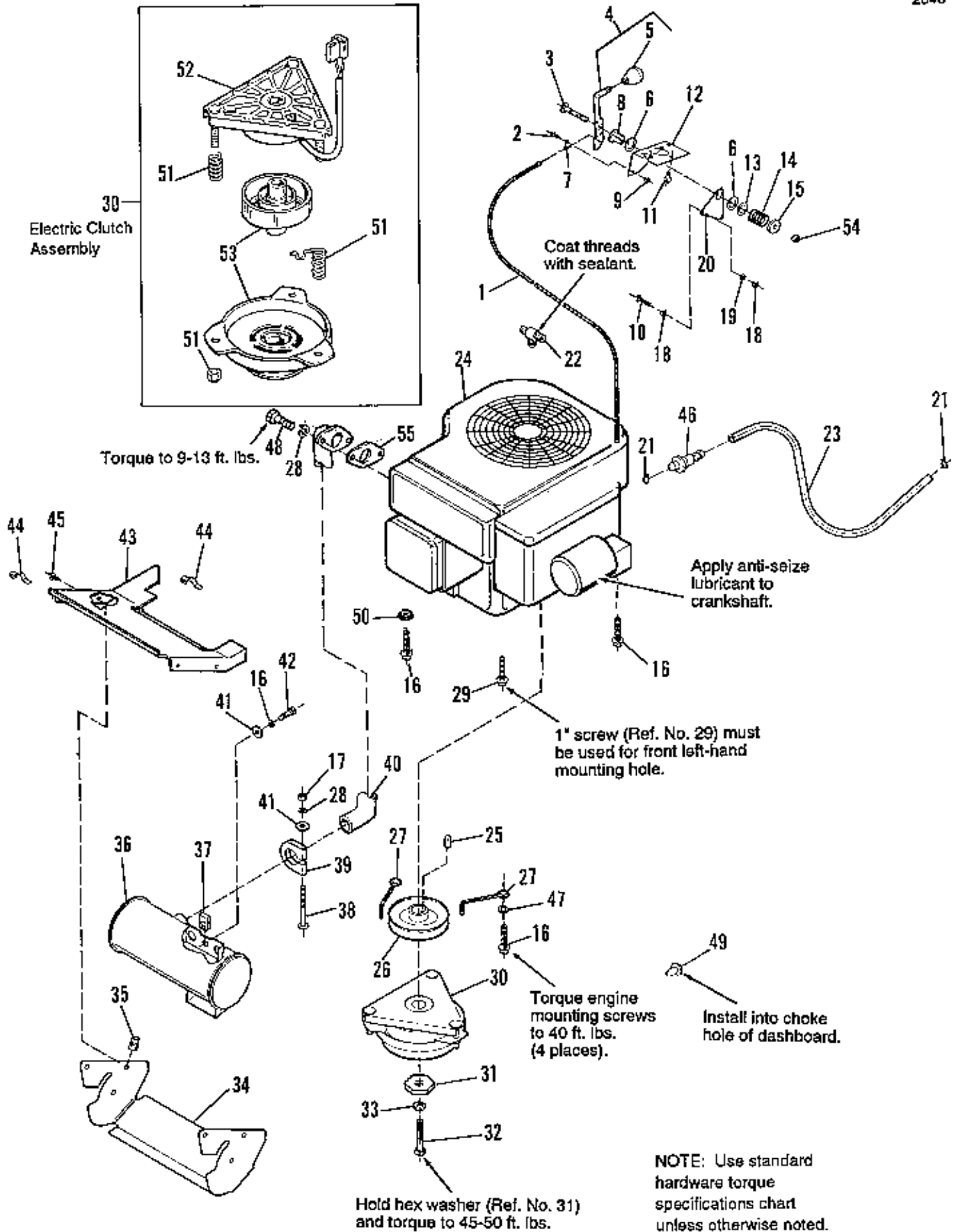
**2182



Engine & Electric Clutch Group - 14 HP Single Cylinder Kohler

Ref. No.	Part No.	Qty.	Description
1	1713305	1	CABLE, Throttle
2	1930531	1	SCREW, Trusshead, 10-32 x 1/2
3	1931338	1	CARRIAGE BOLT, 5/16-18 x 1-3/4
4	1685699	1	HANDLE, Throttle (Incl. Ref. No. 5)
5	1708538	1	KNOB, Throttle
6	960171	2	WASHER, Nylon
7	158475	1	CLIP, Bowden Wire
8	1704332	1	SPACER
9	1928919	1	NUT ASSY., 10-32
10	1921961	1	CAPSCREW, Hex, 1/4-20 x 1-1/4
11	1960256	3	SCREW, Plasite, 1/4-20 x 5/8
12	1704335	1	BRACKET, Throttle Mounting
13	101025	1	WASHER
14	162085	1	SPRING
15	1919381	5	WASHER, Plain, 5/16
16	1917356	8	LOCKWASHER, 5/16
17	1917372	1	NUT, Full, Hex, 5/16-18
18	1916622	2	NUT, Full, Hex, 1/4-20
19	1916964	1	LOCKWASHER, 1/4
20	1704333	1	PLATE, Spring
21	1960112	2	CLAMP, Hose
22	1703956	1	SWITCH, Oil Pressure
23	1676861	1	HOSE, Fuel, 45-1/2" Long
24	*	1	ENGINE, Kohler
25	171241	1	KEY
26	1704307	1	PULLEY ASSY.
27	1704419	2	BELT STOP
28	1673453	1	STREET ELBOW, 3/8 Pipe
29	1960405	4	SCREW, Tapite, M8-1-1/4 x 30 mm
30	1703816	1	ELECTRIC CLUTCH (Incl. Ref. Nos. 51-53)
31	1708264	1	WASHER, Hex
32	960479	1	CAPSCREW, M10-1-1/2 x 60 mm
33	1918199	1	LOCKWASHER, 7/16
34	1704357	1	DUCT, Lower Muffler
35	1960368	4	PAL NUT, 1/4-20
36	1703971	1	MUFFLER ASSY.
37	1935255	1	PAL NUT, 5/16-18
38	1931342	1	CARRIAGE BOLT, 5/16-18 x 2-3/4
39	1676183	1	CLAMP, Muffler
40	1705347	1	PIPE, Exhaust
41	1919326	2	WASHER, Plain, 5/16
42	1921333	1	CAPSCREW, Hex, 5/16-18 x 1
43	1705440	1	DUCT, Top, Muffler
44	934683	2	CLIP
45	1960295	4	SCREW, Flange Whizlock, 1/4-20 x 5/8
46	173206	1	FUEL FILTER
47	1667346	1	CAP, Pipe
48	1901491	1	PIPE NIPPLE, 3/8 x 2
49	1705358	1	FASTENER, Panel
50	920426	1	LOCKWASHER, External Tooth, 5/16
51	1679104	1	SPRING & NUT KIT
52	1679101	1	FIELD ASSY., Clutch
53	1685486	1	ROTOR & ARMATURE ASSY.
54	1919438	1	NUT, Hex, Esna Lock, 5/16-18

*See your local Kohler Distributor for parts and service.

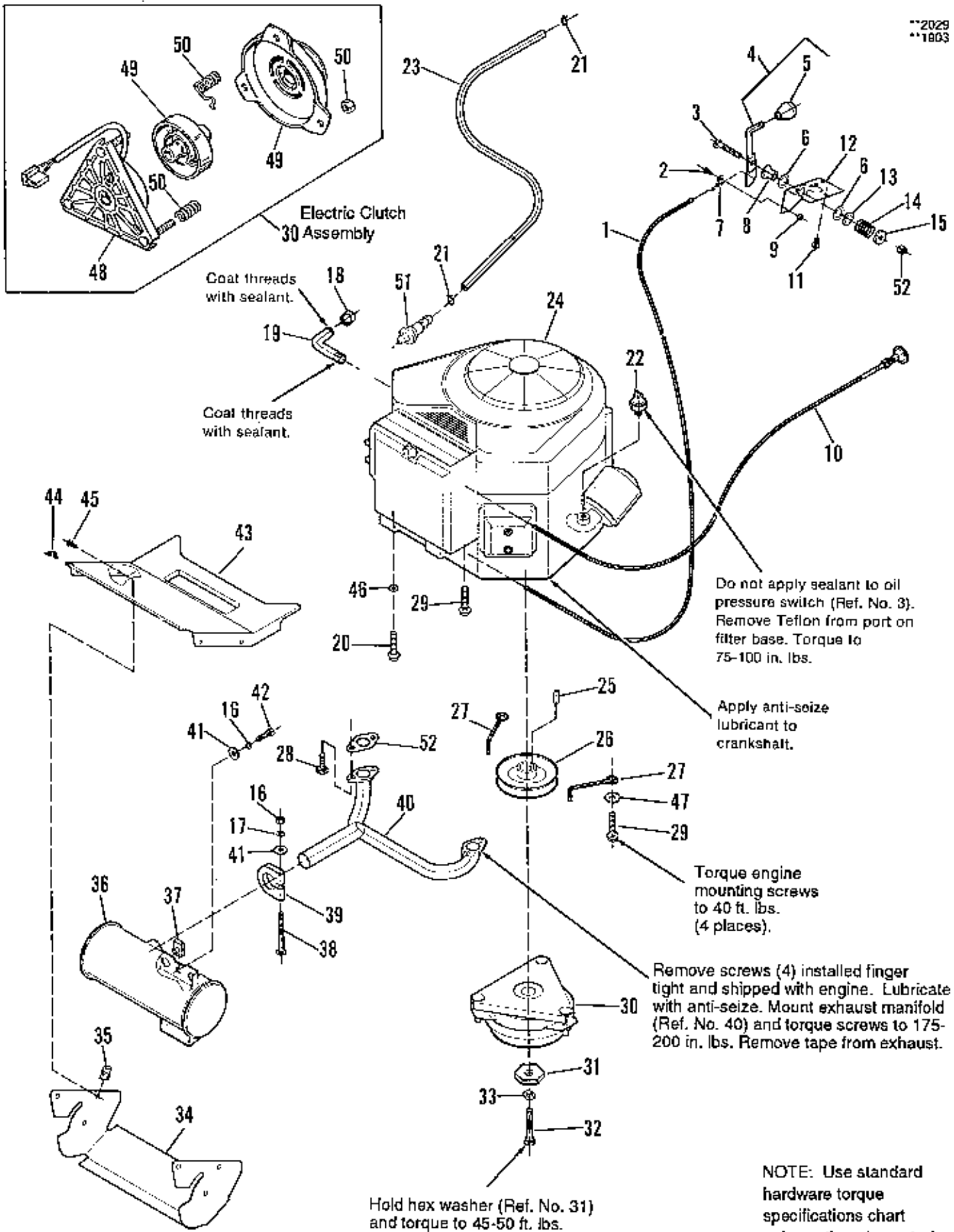


Engine & Electric Clutch Group - 15 HP Single Cylinder Briggs & Stratton

Ref. No.	Part No.	Qty.	Description
1	1713305	1	CABLE, Throttle
2	1930531	1	SCREW, Trusshead, 10-32 x 1/2
3	1931338	1	CARRIAGE BOLT, 5/16-18 x 1-3/4
4	1682699	1	HANDLE, Throttle (Incl. Ref. No. 5)
5	1708538	1	KNOB, Throttle
6	960171	2	WASHER, Nylon
7	158475	1	CLIP, Bowden Wire
8	1704332	1	SPACER
9	1928919	1	NUT ASSY., 10-32
10	1922837	1	CAPSCREW, Hex, 1/4-20 x 1-1/2
11	1960256	3	SCREW, Plastite, 1/4-20 x 5/8
12	1704335	1	BRACKET, Throttle Mounting
13	101025	1	WASHER
14	162085	1	SPRING
15	1919381	1	WASHER, Plain, 5/16
16	1930598	3	SCREW, Hex, Washer Hd., Taptite, 3/8-16 x 1-1/2
17	1917372	1	NUT, Hex, Full, 5/16-18
18	1916522	2	NUT, Hex, Full, 1/4-20
19	1916964	1	LOCKWASHER, 1/4
20	1704333	1	PLATE, Spring
21	1960112	2	CLAMP, Hose
22	1708405	1	VALVE, Oil Drain
23	1708549	1	HOSE, Fuel, 38" Long
24	*	1	ENGINE, Briggs & Stratton
25	171241	1	KEY
26	1705441	1	PULLEY ASSY.
27	1704419	2	BELT STOP
28	1917356	4	LOCKWASHER, 5/16
29	1927187	1	SCREW, Hex, Washer Hd., Taptite, 3/8-16 x 1
30	1703816	1	ELECTRIC CLUTCH (Incl. Ref. Nos. 51-53)
31	1708264	1	WASHER, Hex
32	1960370	1	CAPSCREW, 7/16-20 x 2-1/2
33	1918199	1	LOCKWASHER, 7/16
34	1704357	1	DUCT, Lower Muffler
35	1960368	4	PAL NUT, 1/4-20
36	1703971	1	MUFFLER ASSY.
37	935255	1	PAL NUT, 5/16-18
38	1931342	1	CARRIAGE BOLT, 5/16-18 x 2-3/4
39	1676183	1	CLAMP, Muffler
40	1713302	1	PIPE, Exhaust
41	1919326	2	WASHER, Plain, 5/16
42	1921333	1	CAPSCREW, Hex, 5/16-18 x 1
43	1713300	1	DUCT, Top, Muffler
44	934683	2	CLIP
45	1960295	4	SCREW, Flange Whizlock, 1/4-20 x 5/8
46	173206	1	FUEL FILTER
47	1924940	2	WASHER, Plain, 3/8
48	1936228	2	CAPSCREW, Soc. Hd., 5/16-18 x 3/4
49	1705358	1	FASTENER, Panel
50	920427	1	LOCKWASHER, External Tooth, 3/8
51	1679104	1	SPRING & NUT KIT
52	1679101	1	FIELD ASSY., Clutch
53	1685486	1	ROTOR & ARMATURE ASSY.
54	1919438	1	NUT, Hex, Esna Lock, 5/16-18
55	1650670	1	GASKET, Muffler

*See your local Briggs & Stratton Distributor for parts and service.

**2029
**1803

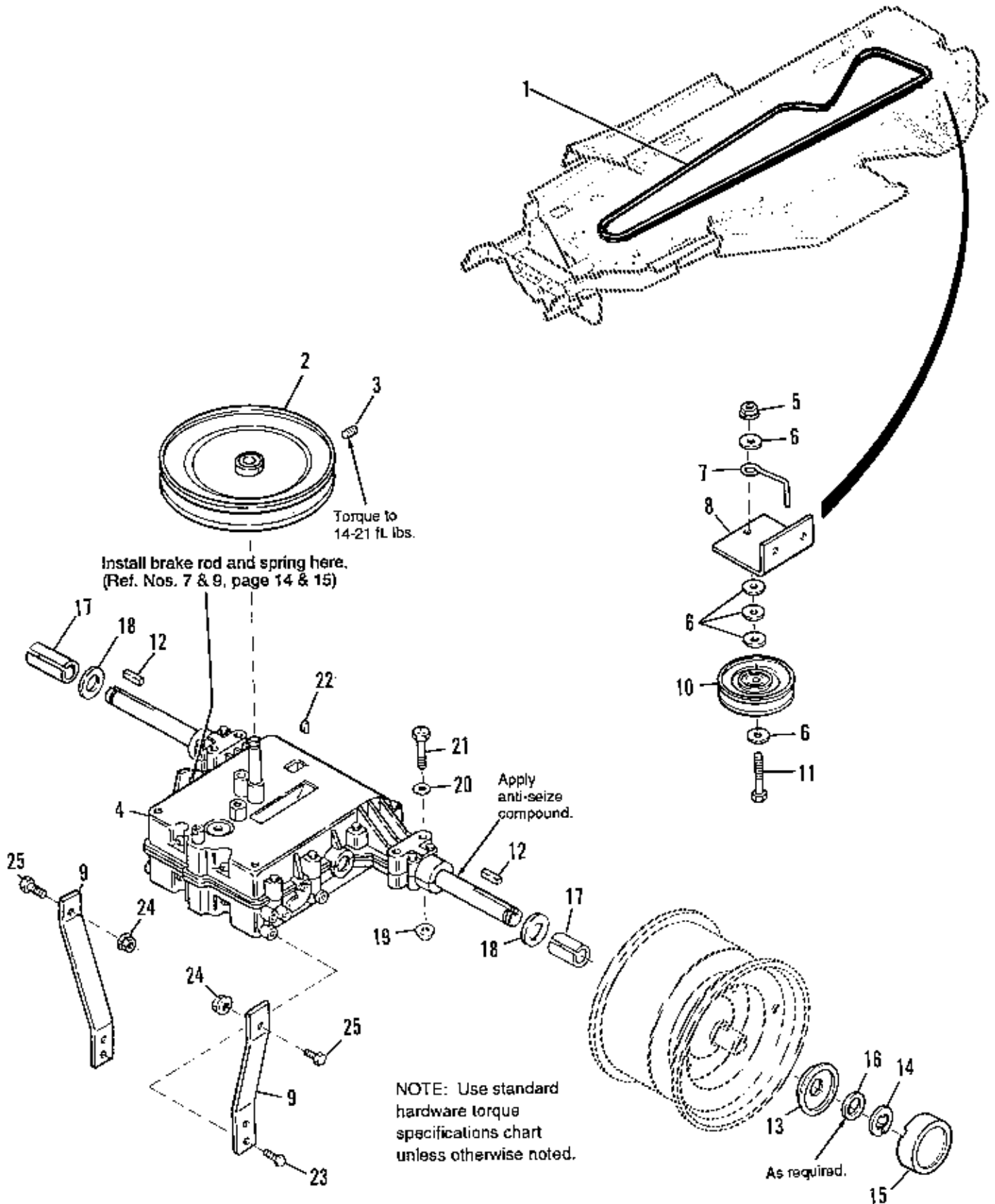


Engine & Electric Clutch Group - 12.5 & 16 HP Twin Cylinder Briggs & Stratton

Ref. No.	Part No.	Qty.	Description
1	1666268	1	CABLE, Throttle
2	1930531	1	SCREW, Trusshead, 10-32 x 1/2
3	1931338	1	CARRIAGE BOLT, 5/16-18 x 1-3/4
4	1685699	1	HANDLE, Throttle (Incl. Ref. No. 5)
5	1708538	1	KNOB, Throttle
6	960171	2	WASHER, Nylon
7	158475	1	CLIP, Bowden Wire
8	1704332	1	SPACER
9	1928919	1	NUT ASSY., 10-32
10	1704344	1	CABLE, Choke Control
11	1960256	3	SCREW, Plastite, 1/4-20 x 5/8
12	1704335	1	BRACKET, Throttle Mounting
13	101025	1	WASHER
14	162085	1	SPRING
15	1919381	1	WASHER, Plain, 5/16
16	1917356	2	LOCKWASHER, 5/16
17	1917372	1	NUT, Hex, Full, 5/16-18
18	1667346	1	CAP, Oil
19	1704343	1	DRAIN, Oil
20	930598	1	SCREW, Taptite, 3/8-16 x 1-1/2
21	1960112	2	CLAMP, Hose
22	1703956	1	SWITCH, Oil Pressure
23	1676861	1	HOSE, Fuel, 45-1/2" Long
24	*	1	ENGINE, Twin Cylinder, 16 HP (Briggs & Stratton)
		1	ENGINE, Twin Cylinder, 12.5 HP (Briggs & Stratton)
25	171241	1	KEY
26	1704307	1	PULLEY ASSY.
27	1704419	2	BELT STOP
28	1703908	4	SCREW, Metric
29	1930598	3	SCREW, Taptite, 3/8-16 x 1-1/2
30	1703816	1	ELECTRIC CLUTCH (Incl. Ref. Nos. 48-50)
31	1708264	1	WASHER, Hex
32	1960370	1	CAPSCREW, 7/16-20 x 2-1/2
33	1918199	1	LOCKWASHER, 7/16
34	1704357	1	DUCT, Lower Muffler
35	1960368	4	PAL NUT, 1/4-20
36	1703971	1	MUFFLER ASSY.
37	935255	1	PAL NUT, 5/16-18
38	1931342	1	CARRIAGE BOLT, 5/16-18 x 2-3/4
39	1676183	1	CLAMP, Muffler
40	1703986	1	MANIFOLD, Exhaust
41	1919326	2	WASHER, Plain, 11/32
42	1921333	1	CAPSCREW, Hex, 5/16-18 x 1
43	1707334	1	DUCT, Upper Muffler
44	934683	1	CLIP
45	1960295	4	SCREW, Flange Whizlock, 1/4-20 x 5/8
46	920427	1	LOCKWASHER, External Tooth
47	1924940	2	WASHER, Plain, 13/32
48	1679101	1	FIELD ASSY., Clutch
49	1685486	1	ROTOR & ARMATURE ASSY.
50	1679104	1	SPRING & NUT KIT
51	173206	1	FUEL FILTER
52	1919438	1	NUT, Hex, Esna Lock, 5/16-18

*See your local Briggs & Stratton Distributor for parts and service.

*2644

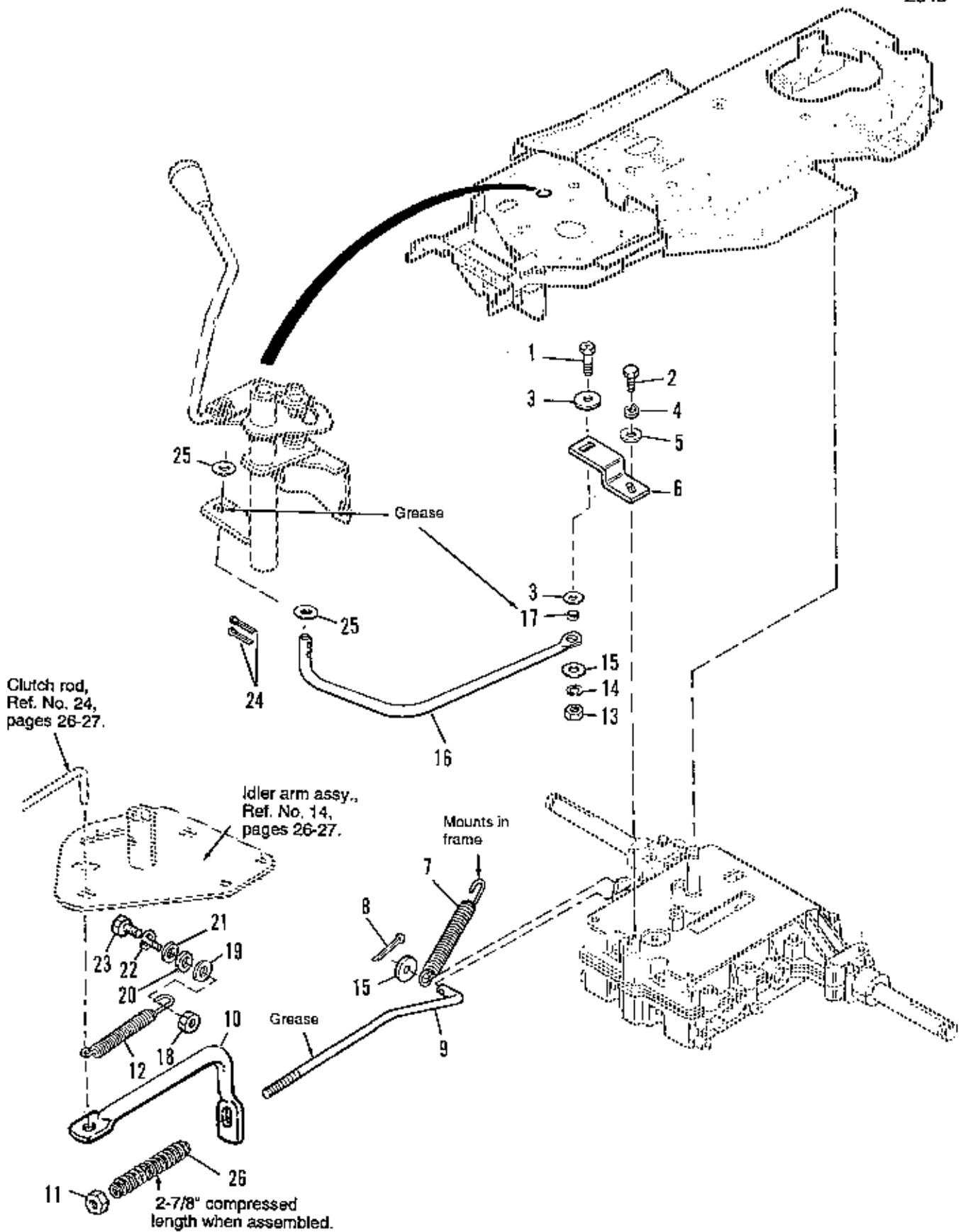


Gear Transmission Group 1 - Peerless Model 801-059

Ref. No.	Part No.	Qty.	Description
1	1657044	1	"V" BELT
2	1705482	1	PULLEY ASSY., Driven
3	1928721	2	SETSCREW, 5/16-18 x 1/2
4	*	1	TRANSMISSION, 5-Speed, Peerless Model 801-059
5	1928352	1	NUT, Flange Whizlock, 3/8-16
6	1924940	5	WASHER, Plain, 3/8
7	1678924	1	BELT STOP
8	1709864	1	BRACKET, Pulley
9	1705462	2	SUPPORT, Transmission
10	1708029	1	PULLEY, "V"
11	1921971	1	CAPSCREW, Hex, 3/8-16 x 1-3/4
12	8221042	2	KEY, 3/16 Sq. x 1-1/2
13	1701435	2	RETAINER, Hubcap
14	927794	2	"E" RING
15	1676519	2	HUB CAP
16	1960114	2	WASHER, Rear Axle (Use as required)
17	1667191	2	SPACER, Rear Axle
18	1960160	2	WASHER
19	1935048	4	NUT, Flange Lock, 5/16-18
20	1919326	4	WASHER, Plain, 5/16
21	1921719	4	CAPSCREW, Hex Hd., 5/16-18 x 2-1/2
22	905123	1	KEY
23	1930601	4	SCREW, Taplite, 5/16-18 x 5/8
24	1927557	2	NUT, Hex, Flange, 5/16-18
25	1930591	2	SCREW, Whiz, 5/16-18 x 3/4
26	1930601	4	SCREW, Taplite, 5/16-18 x 5/8

*Obtain repair parts from your authorized Peerless/Tecumseh Distributor. Refer to pages 54 - 57 for component parts.

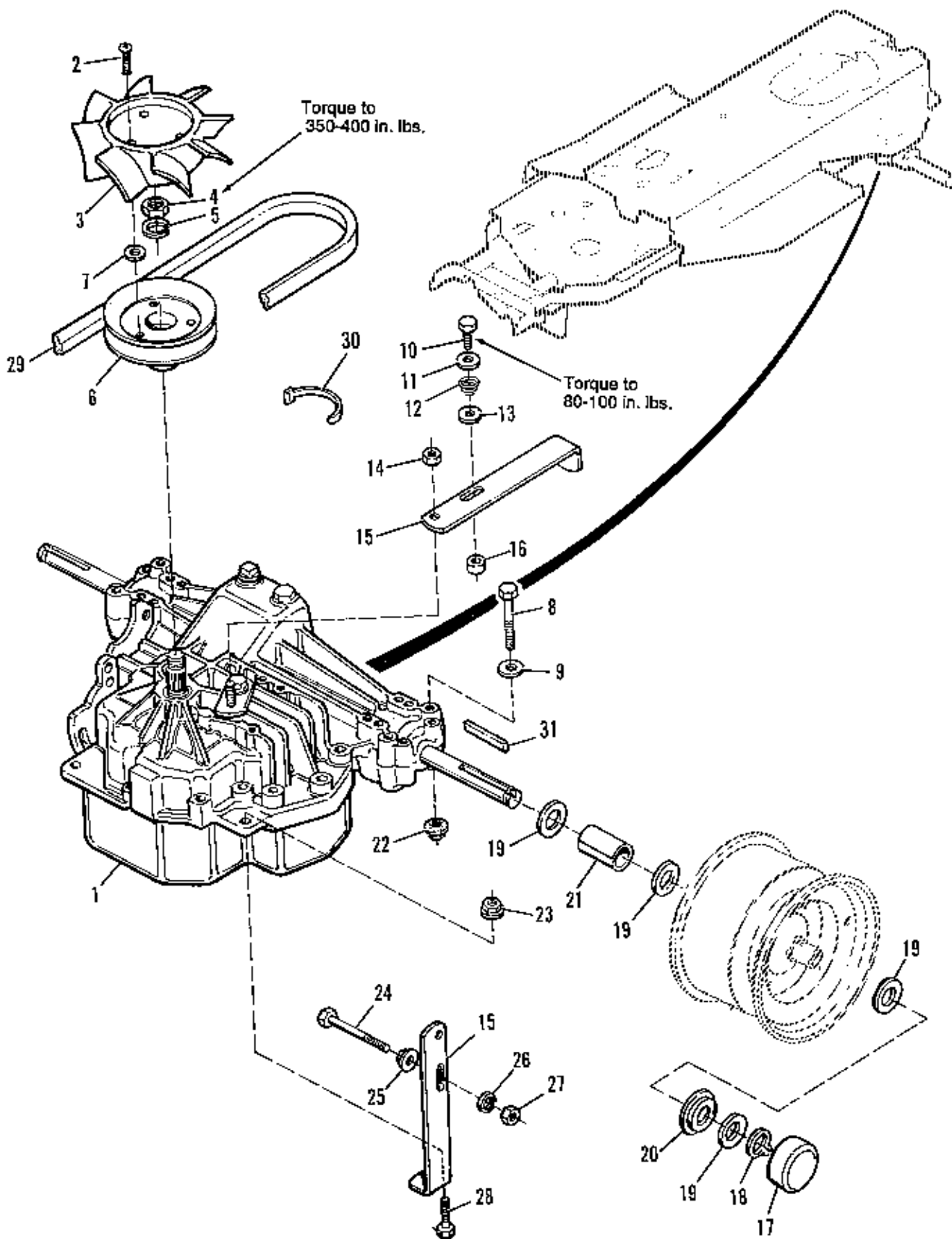
*2645



Gear Transmission Group 2 - Peerless Model 801-059

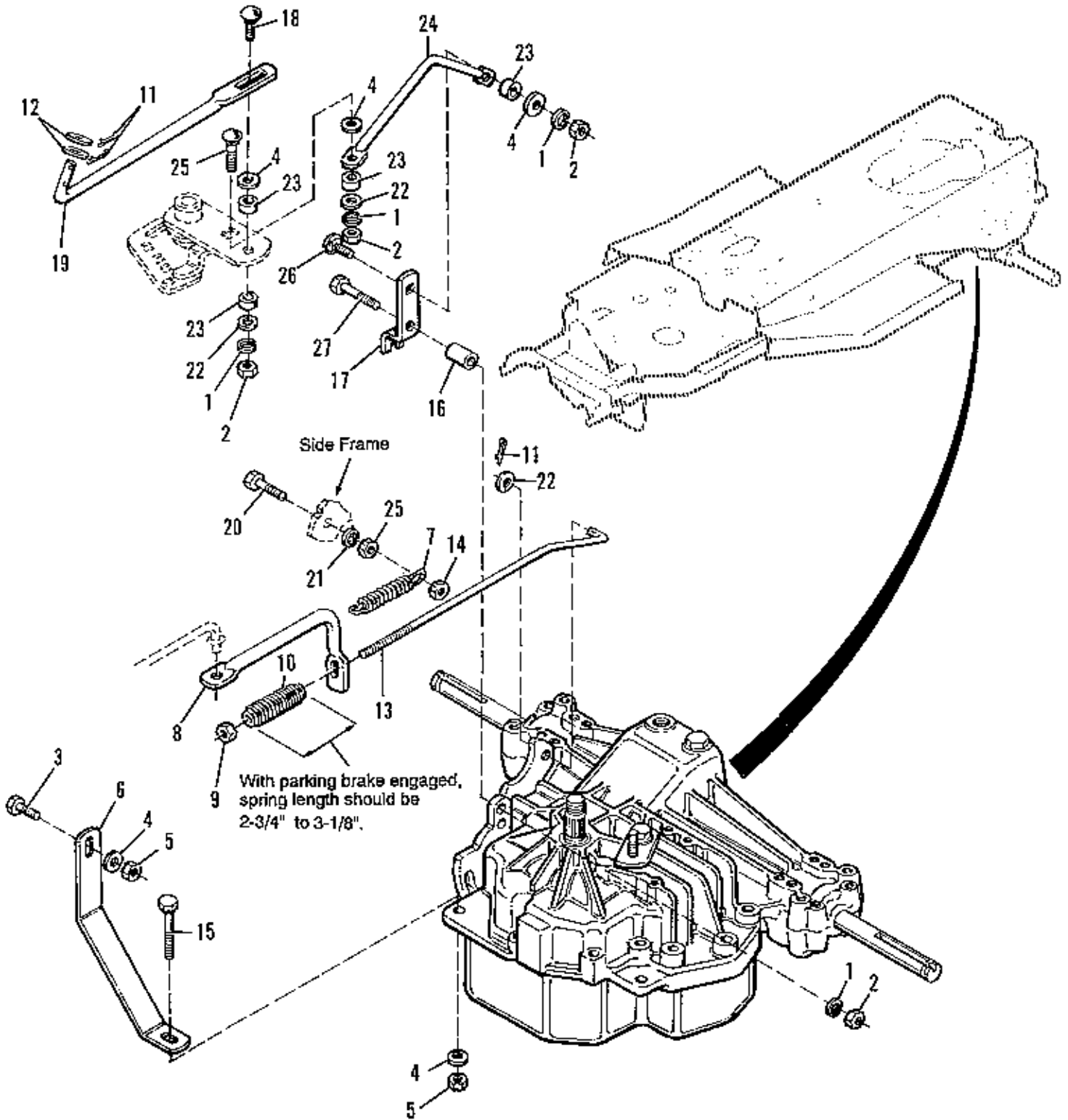
Ref. No.	Part No.	Qty.	Description
1	1921977	1	CAPSCREW, Hex, 5/16-18 x 1-1/4
2	1922234	1	CAPSCREW, Hex, 1/4-28 x 5/8
3	1919381	2	WASHER
4	1916964	1	LOCKWASHER, 1/4
5	1960151	1	WASHER, Plain, 1/4
6	1705500	1	LEVER, Shift
7	159106	1	SPRING, External
8	1918447	1	COTTER PIN, 3/32 x 3/4
9	1709865	1	ROD, Brake
10	1709896	1	GUIDE, Brake Rod
11	1919438	1	NUT, Nylon Lock, 5/16-18
12	1706553	1	SPRING, External
13	1917372	1	NUT, Hex, Full, 5/16-18
14	1917356	1	LOCKWASHER, 5/16
15	1919326	2	WASHER, Plain, 5/16
16	1709866	1	ROD, Shift
17	1703900	1	SPACER
18	1930651	1	JAM NUT, Centerlock, 3/8-16
19	1916950	1	NUT, Hex, 3/8-16
20	1916965	1	LOCKWASHER, Spring, 3/8
21	1924940	1	WASHER, 3/8
22	167032	1	BELT STOP
23	1921969	1	CAPSCREW, Hex Hd., 3/8-16 x 1-1/2
24	1918447	2	COTTER PIN, 15/16 x 3/4
25	1924361	2	WASHER, 1/2
26	1709097	1	SPRING, Compression

*Obtain repair parts from your authorized Peerless/Tecumseh Distributor. Refer to pages 54 - 57 for component parts.



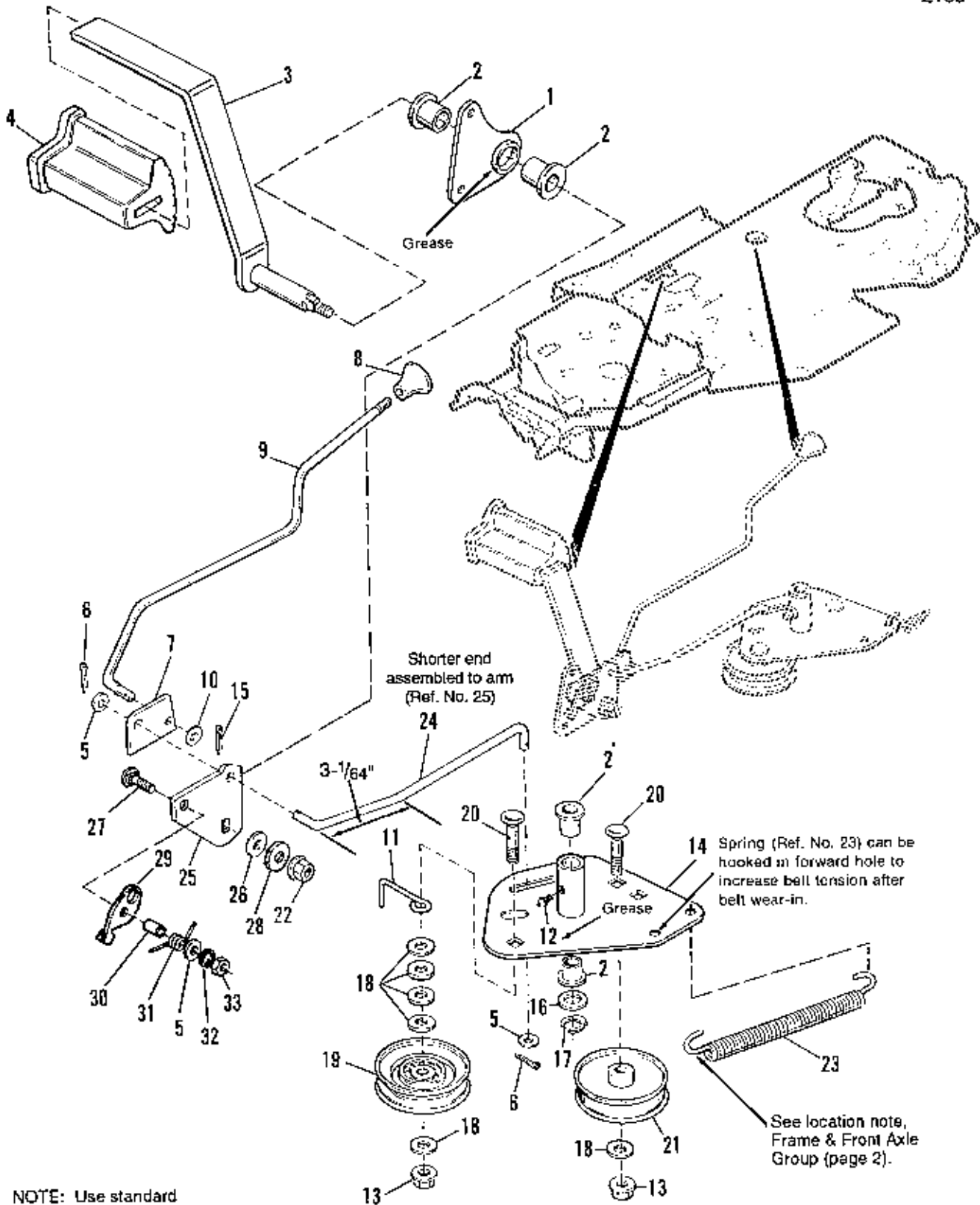
Hydrostatic Transmission Group 1 - Hydro Gear Model 311-0750

Ref. No.	Part No.	Qty.	Description
1	1686614	1	TRANSAXLE, Hydro Gear Model 311-0750
2	1933958	3	SCREW, Taptite, 1/4-20 x 1-1/8
3	1707933	1	FAN
4	1919262	1	JAM NUT, Hex, 1/2-20
5	1916966	1	LOCKWASHER, 1/2
6	1709786	1	PULLEY ASSY.
7	1921319	3	WASHER, Plain, 1/4
8	1921719	4	CAPSCREW, Hex, 5/16-18 x 2-1/2
9	1919326	4	WASHER, Plain, 5/16
10	1960509	1	SCREW, Taptite, #10-24 x 1-1/4
11	1960151	1	WASHER, 1/4 x 1-1/4 x 1/16
12	157127	1	SPRING, Conical
13	1922611	1	WASHER, 13/32 x 1-1/4 x 1/16
14	1920397	1	NUT, Hex, Full, Lock, 1/4-20
15	1709902	2	LEVER
16	1709901	1	SPACER
17	1676519	2	HUB CAP
18	927794	2	E-RING, 3/4
19	960202	8	WASHER, 3/4 x 1-5/8 x 1/8
20	1701435	2	RETAINER, Hub Cap
21	1667191	2	SPACER
22	1935048	4	NUT, Hex, Flange Lock, 5/16-18
23	1927557	1	NUT, Hex, Flange Whiz, 5/16-18
24	1926106	1	CAPSCREW, Hex, 5/16-18 x 3-1/4
25	1931277	1	NUT, Hex, Flange Whiz, 5/16-18
26	1917356	1	LOCKWASHER, 5/16
27	1917372	1	NUT, Hex, Full, 5/16-18
28	1930595	1	CAPSCREW, Hex, Whiz, 5/16-18 x 1-1/4
29	1672135	1	BELT, Drive
30	1701011	1	TIE, Cable
31	8221042	2	KEY



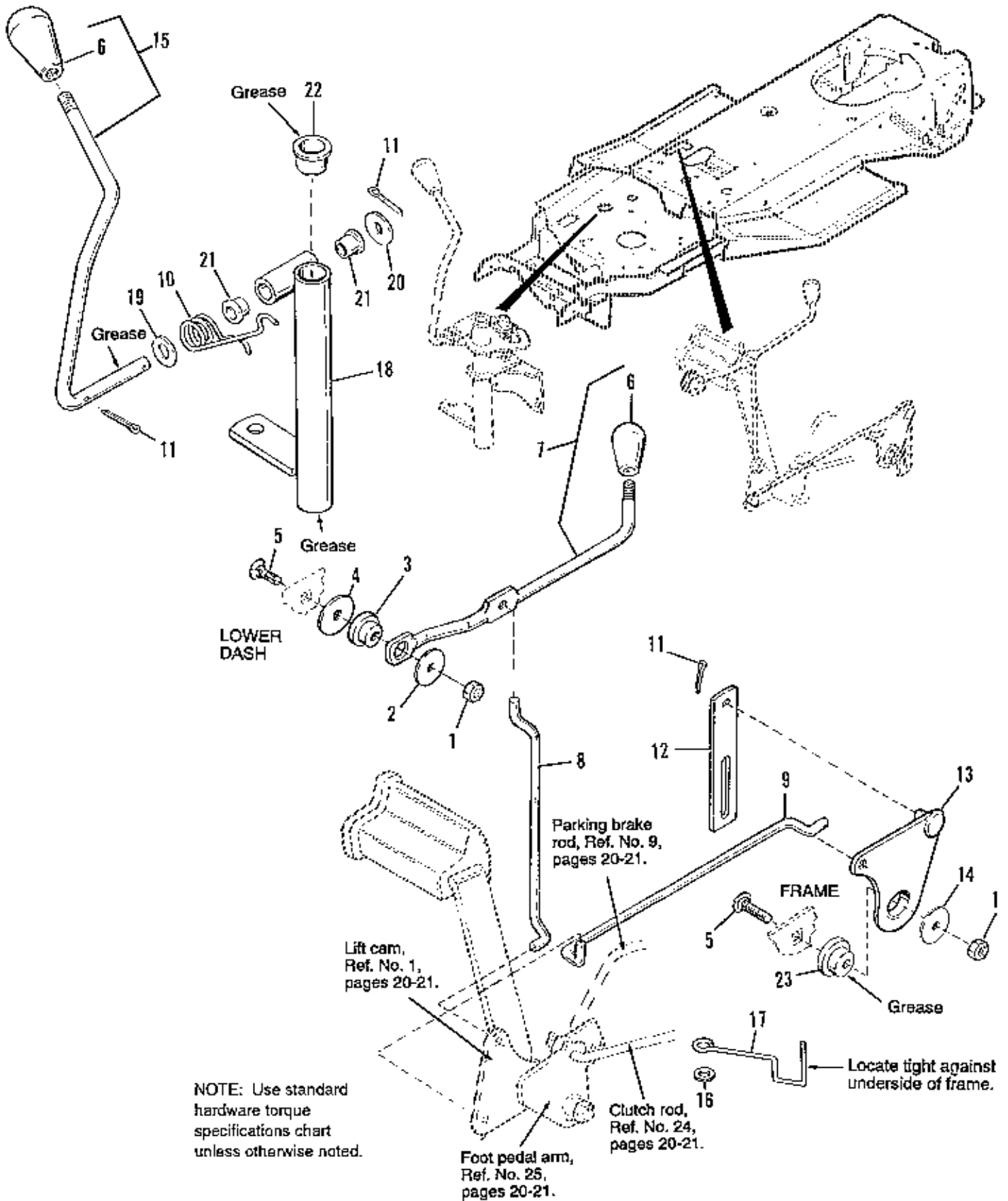
Hydrostatic Transmission Group 2 - Hydro Gear Model 311-0750

Ref. No.	Part No.	Qty.	Description
1	1917356	4	LOCKWASHER, 5/16
2	1917372	4	NUT, Hex, Full, 5/16-18
3	1930591	1	SCREW, Hex, Whizlock, 5/16-18 x 3/4
4	1919381	5	WASHER, 11/32 x 1 x 1/8
5	1935048	2	NUT, Hex, Flange Lock, 5/16-18
6	1713440	1	TORQUE STRAP
7	159106	1	SPRING, Brake Arm
8	1709896	1	GUIDE, Rod
9	1919438	1	NUT, Hex, Nylon Lock, 5/16-18
10	1709097	1	SPRING
11	1918447	3	COTTER PIN
12	1924361	2	WASHER, 17/32 x 1-1/4 x 5/64
13	1709791	1	ROD, Brake
14	1960251	1	JAMNUT, Hex, Lock, 3/8-16
15	1935159	1	SCREW, Hex, Whizlock, 5/16-18 x 2-1/4
16	1709227	1	SPACER
17	1709226	1	LEVER, Control
18	1960223	2	CARRIAGE BOLT, 5/16-18 x 1-1/4
19	1709893	1	ROD, Shift, Front
20	1920415	1	CAPSCREW, hex, 3/8-16 x 1-1/4
21	1916965	1	LOCKWASHER, 3/8
22	1919326	3	WASHER, Plain, 5/16
23	1703900	3	SPACER
24	1709892	1	ROD, Shift, Rear
25	1916950	1	NUT, Hex, Full, 3/8-16
26	1931335	1	CARRIAGE BOLT, 5/16-18 x 1
27	1922127	1	CAPSCREW, Hex, 5/16-18 x 1-3/4



Foot Controls Group - Gear Model

Ref. No.	Part No.	Qty.	Description
1	1704621	1	CAM, Lift
2	1663114	4	BUSHING, Plastic
3	1704295	1	BRAKE PEDAL ASSY.
4	1704309	1	PAD, Foot Pedal
5	1919326	3	WASHER, Plain, 11/32
6	1918447	2	COTTER PIN
7	1704429	1	CAM, Parking Brake
8	1676374	1	KNOB, Plastic
9	1704829	1	ROD, Parking Brake
10	1921319	1	WASHER, Plain, 9/32
11	1709863	1	BELT STOP
12	921133	1	FITTING, Grease
13	1928352	2	NUT, Flange, Whizlock, 3/8-16
14	1709789	1	ARM ASSY., Idler
15	1923360	1	COTTER PIN
16	1960020	1	WASHER, 5/8
17	1704420	1	KLIPRING, 5/8
18	1924940	6	WASHER, Plain, 13/32
19	1708029	1	PULLEY "V"
20	1931353	2	CARRIAGE BOLT, 3/8-16 x 1-3/4
21	1707289	1	PULLEY, Idler
22	1919439	1	NUT, Hex Esna, 3/8-16
23	1666759	1	SPRING, Drive
24	1713303	1	ROD, Clutch, 5/16 Dia.
25	1709951	1	ARM, Foot Pedal
26	1922755	1	WASHER
27	1960223	1	CARRIAGE BOLT, 5/16-18 x 1-1/4
28	1922611	1	WASHER, Plain, 3/8
29	1709950	1	SWITCH, Adaptor
30	1705486	1	SPACER
31	1709974	1	SPRING, Torsion
32	1917356	1	LOCKWASHER, 5/16
33	1917372	1	NUT, Hex, 5/16-18

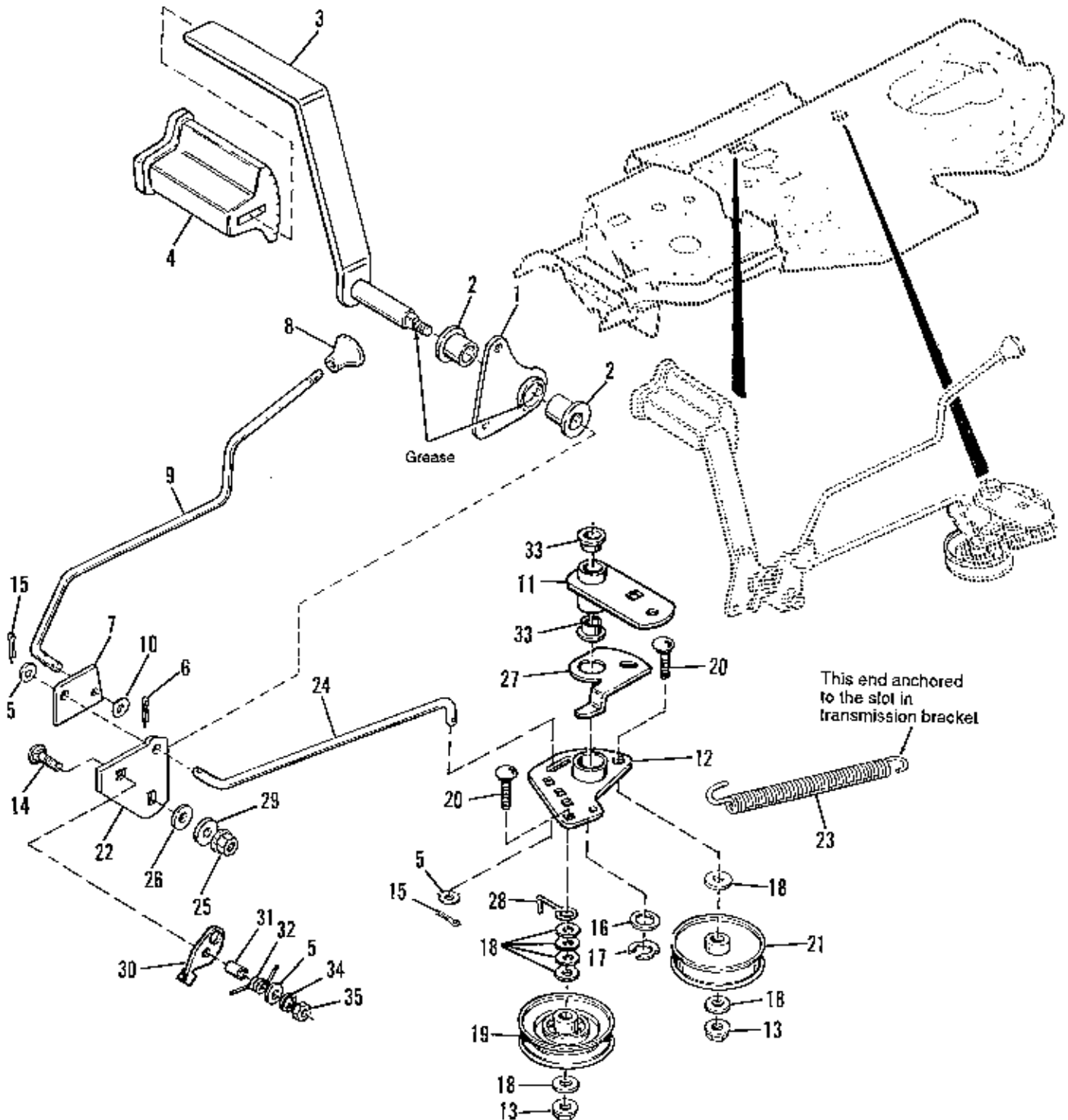


NOTE: Use standard hardware torque specifications chart unless otherwise noted.

Hand Controls Group - Gear Model

Ref. No.	Part No.	Qty.	Description
1	1919438	2	NUT, Hex, Esna, Lock, 5/16-18
2	1919381	1	WASHER, Plain, 5/16
3	1705590	1	SPACER, Special
4	1924356	1	WASHER, Plain, 13/32 x 1-1/5 x 1/8
5	1931337	2	CARRIAGE BOLT, 5/16-18 x 1-1/2
6	1708539	2	KNOB, Plastic
7	1685701	1	ROD, Lift Handle (Incl. Ref. No. 6)
8	1704623	1	LINK, Lift, Upper
9	1704624	1	LINK, Lift
10	1709236	1	SPRING, Torsion
11	1918447	3	COTTER PIN, 3/32 x 3/4
12	1704756	1	LINK, Lift, Upper Transport
13	1704825	1	CAM, Lift Assy.
14	1960044	1	WASHER, Plain, 21/64 x 1-1/4 x 5/64
15	1685700	1	LEVER, Shift (Inc. Ref. No. 6)
16	1919381	1	WASHER, 5/16
17	1678924	1	BELT STOP
18	1705487	1	SHIFT LEVER ASSY.
19	1924361	1	WASHER, Plain, 17/32
20	1960206	1	WASHER, Plain, 33/64
21	1704428	2	BUSHING, Plastic
22	176440	1	BUSHING, Nylon
23	1704629	1	SPACER, Special

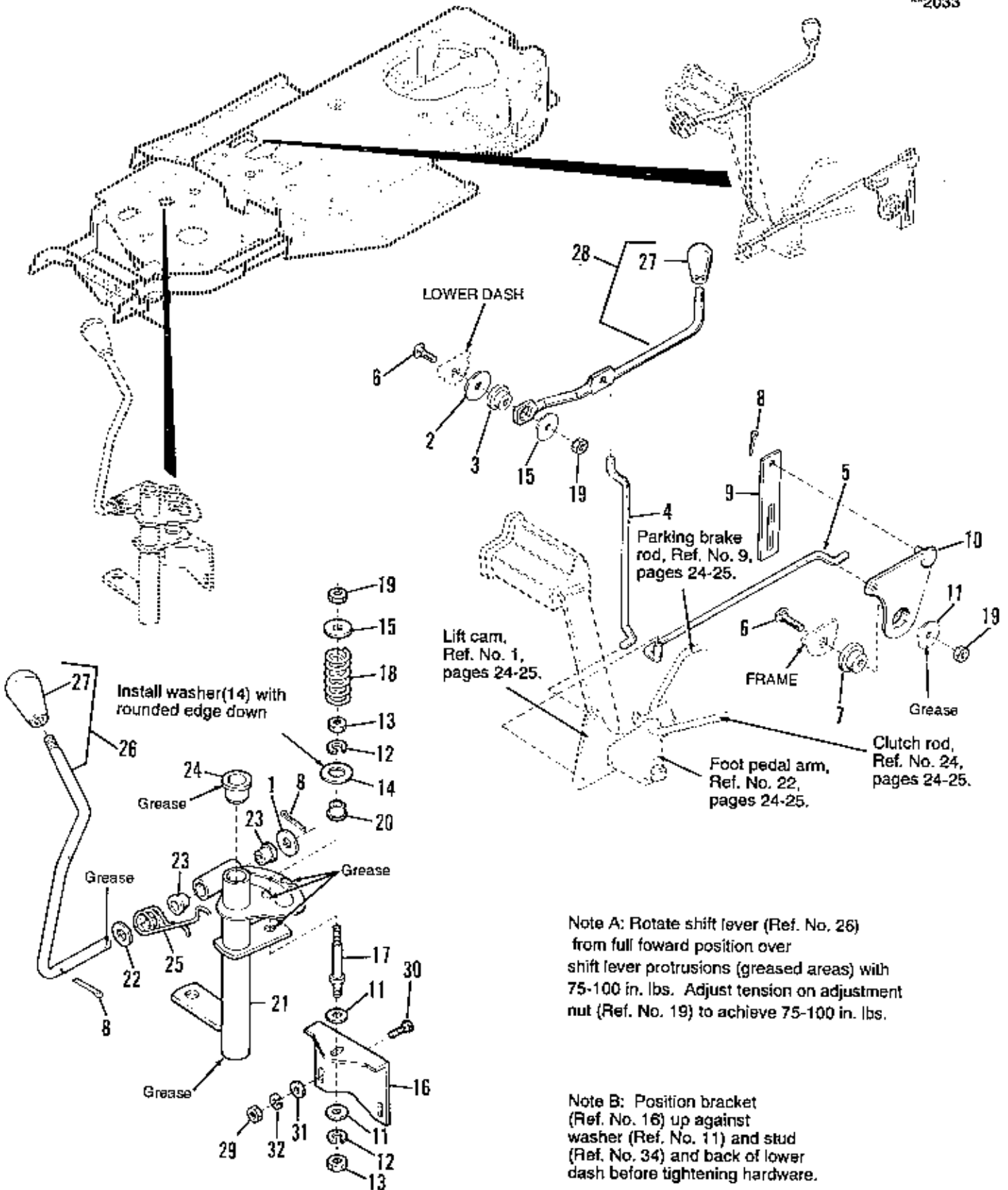
*2649



NOTE: Use standard hardware torque specifications chart unless otherwise noted.

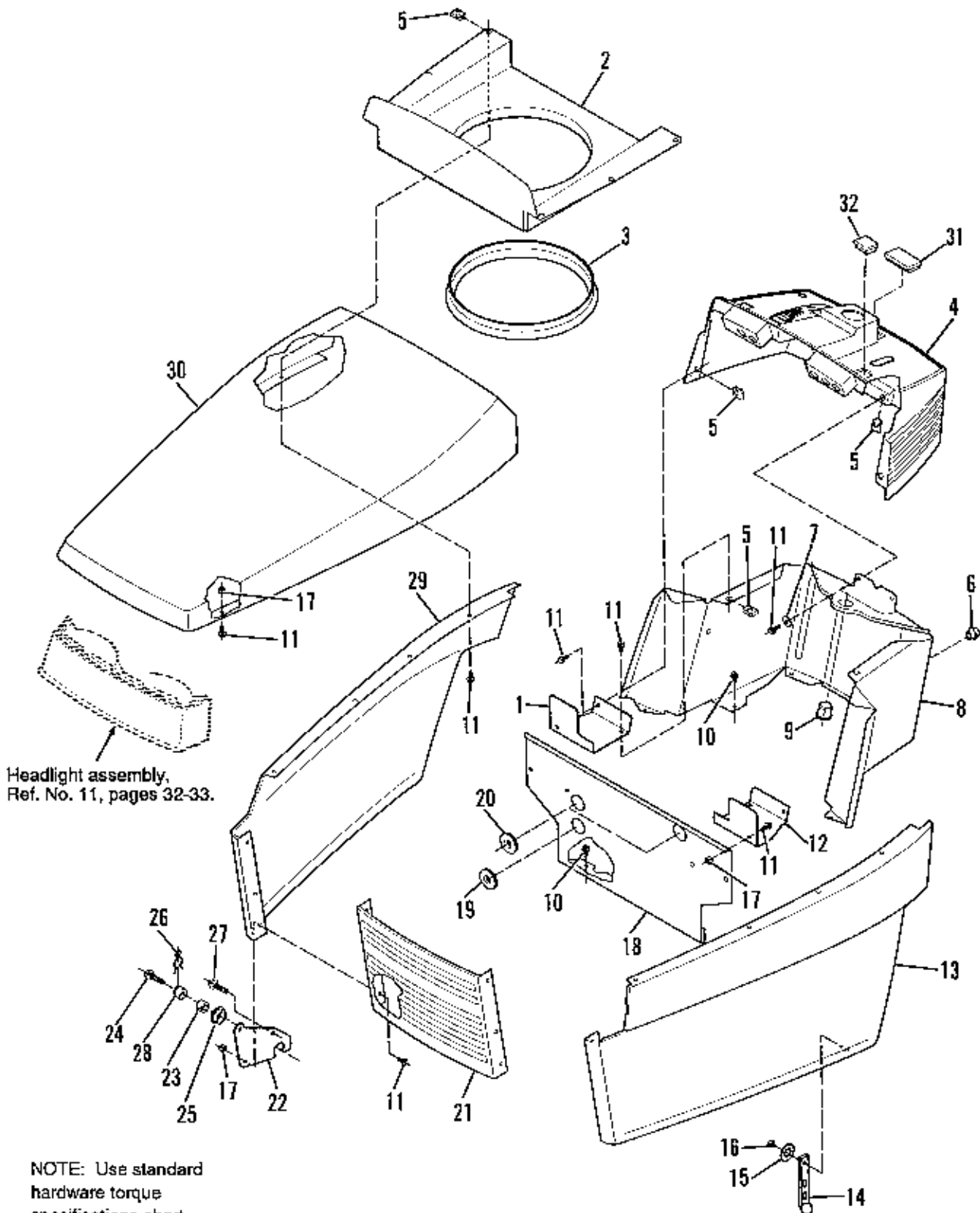
Foot Controls Group - Hydro Models

Ref. No.	Part No.	Qty.	Description
1	1704621	1	CAM, Lift
2	1663114	2	BUSHING, Plastic
3	1704295	1	BRAKE PEDAL ASSY.
4	1704309	1	PAD, Foot Pedal
5	1919326	3	WASHER, Plain, 5/16
6	1923360	1	COTTER PIN
7	1704429	1	CAM, Parking Brake
8	1676374	1	KNOB, Plastic
9	1704829	1	ROD, Parking Brake
10	1921319	1	WASHER, Plain, 9/32
11	1709898	1	PIVOT ASSY., Shift
12	1709903	1	IDLER ARM ASSY.
13	1928352	2	NUT, Flange Whizlock, 3/8-16
14	1960223	1	CARRIAGE BOLT, 5/16-18 x 1-1/4
15	1918447	2	COTTER PIN
16	1960020	1	WASHER, 5/8
17	1704420	1	KLIPRING, 5/8
18	1924940	7	WASHER, Plain, 13/32
19	1708289	1	PULLEY "V"
20	1931353	2	CAPSCREW, 3/8-16 x 1-3/4
21	1707289	1	PULLEY, Idler, Flat
22	1709951	1	ARM, Foot Pedal
23	1666759	1	SPRING, Drive
24	1709895	1	ROD, Clutch, 5/16 Dia.
25	1919439	1	NUT, Hex, Esna, 3/8-16
26	1922755	1	WASHER
27	1709897	1	LEVER, Lockout
28	1709863	1	BELT STOP
29	1922611	1	WASHER, 13/32 x 1-1/2 x 1/16
30	1709950	1	ACTUATOR, Switch
31	1705486	1	SPACER
32	1709974	1	SPRING, Tension
33	1663114	2	BUSHING, Plastic
34	1917356	1	LOCKWASHER, 5/16
35	1917372	1	NUT, Hex, 5/16-18



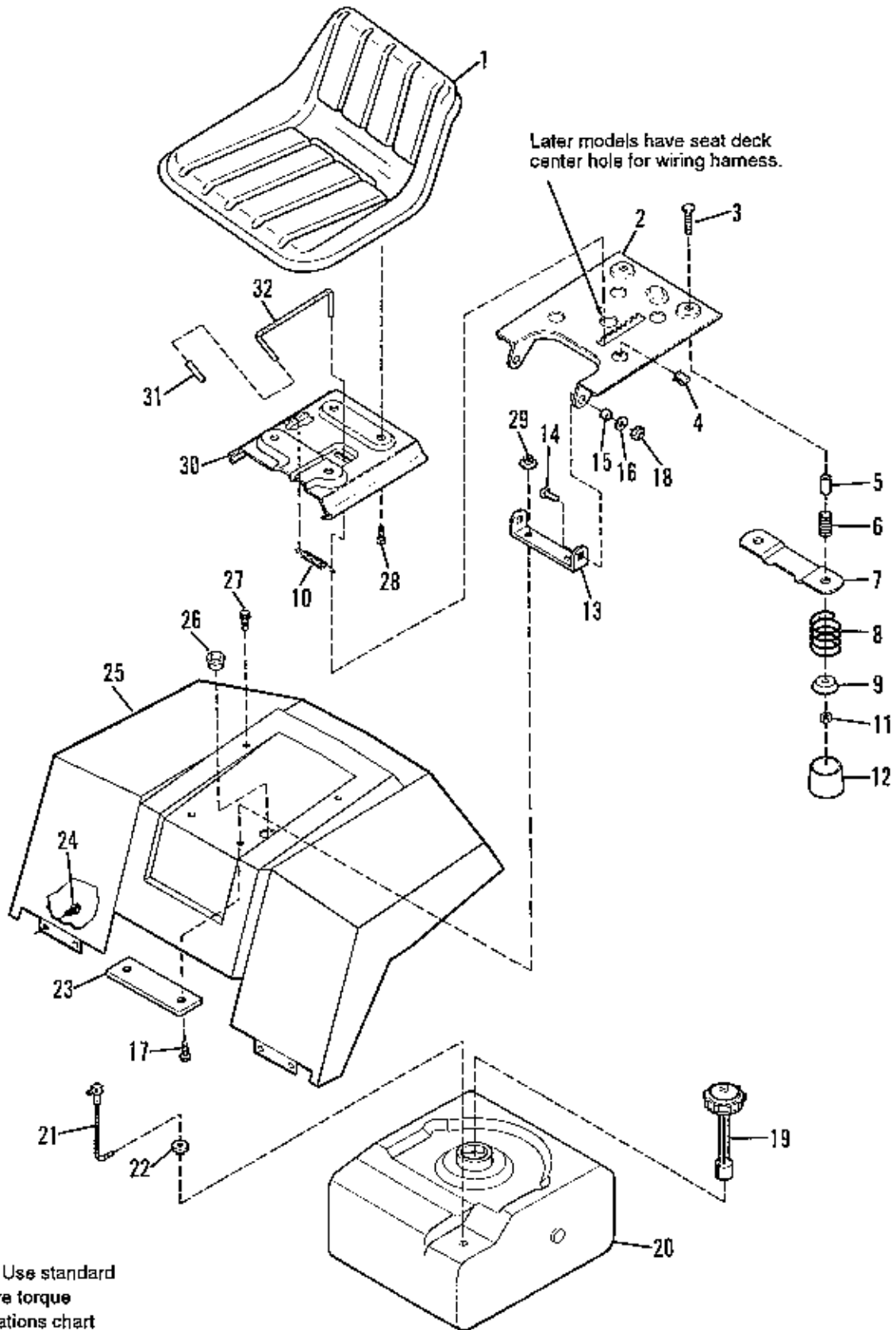
Hand Controls Group - Hydro Models

Ref. No.	Part No.	Qty.	Description
1	1960206	1	WASHER, 1/2
2	1924356	1	WASHER, Plain, 13/32 x 1-1/2 x 1/8
3	1705590	1	SPACER, Special
4	1704623	1	LINK, Lift Upper
5	1704624	1	LINK, Lift
6	1931337	2	CARRIAGE BOLT, 5/16-18 x 1-1/2
7	1704629	1	SPACER, Special
8	1918447	2	COTTER PIN
9	1704756	1	LINK, Lift, Upper Transport
10	1704825	1	CAM, Lift Assy.
11	1960044	3	WASHER, Plain, 21/64 x 1-1/4
12	1917356	2	LOCKWASHER, 5/16
13	1917372	2	NUT, Hex, 5/16-18
14	1709140	1	WASHER, H.T.
15	1919381	2	WASHER, Plain, 5/16
16	1704620	1	BRACKET, Tension
17	1709211	1	STUD, 5/16-18 x 3-1/4
18	1677746	1	SPRING, Compression
19	1919438	3	NUT, Hex, Esna, Lock, 5/16-18
20	1709043	1	SPACER
21	1709978	1	SHIFT LEVER ASSY.
22	1924361	1	WASHER, Plain
23	1704428	2	BUSHING, Plastic, 1/2 Dia.
24	176440	1	BUSHING, Nylon, 3/4 Dia.
25	1713100	1	SPRING, Torsion
26	1685700	1	LEVER, Shift (Incl. Ref. No. 27)
27	1708539	2	KNOB, Plastic
28	1685701	1	ROD, Lift Handle (incl. Ref. No. 27)
29	1916622	2	NUT, Hex, 1/4-20
30	1931317	2	CARRIAGE BOLT, 1/4-20 x 3/4
31	1921319	2	WASHER, Plain, 1/4
32	1916964	2	LOCKWASHER, 1/4



Hood, Grille & Dash Group

Ref. No.	Part No.	Qty.	Description
1	1704134	1	SUPPORT, Bulkhead, R.H.
2	1707325	1	AIR DUCT (Hydro models only)
	1713301	1	AIR DUCT (Gear models only)
3	1707326	1	MOLDING, Air Duct (Hydro models only)
	1713316	1	MOLDING, Air Duct (Gear models only)
4	1707004	1	DASH ASSY. (Hydro models only)
	1705470	1	DASH ASSY. (Gear models only)
5	960368	10	PAL NUT, 1/4-20
6	1670675	2	PLUG, Bumper (Gear models only)
7	1921319	2	WASHER, Plain, 1/4
8	1709238	1	DASH, Lower
9	176440	1	BUSHING, Nylon
10	1925003	8	SCREW, Tapttie, 1/4-20 x 1/2
11	1960295	20	CAPSCREW, Whitlock, 1/4-20 x 5/8
12	1704133	1	SUPPORT, Bulkhead, L.H.
13	1704879	1	SIDE PANEL ASSY., L.H.
14	171600	2	STRAP, Hood
15	1960096	2	WASHER, Special
16	1933896	2	NUT, Hex, Nylon, Lock, #10-24
17	1920397	10	NUT, Hex, Nylon, Lock, 1/4-20
18	1707580	1	BULKHEAD
19	1704927	1	GROMMET, Wire Harness
20	1704342	2	GROMMET, Bulkhead
21	1703292	1	GRILLE
22	1704316	2	HINGE, Hood
23	1705249	2	SPACER
24	1960373	2	SCREW, Tapttite, 5/16-18 x 1
25	1704626	2	SPACER, Hood
26	1704628	2	CLIP, Hairpin
27	1930601	2	SCREW, Tapttite, 5/16-18 x 5/8
28	1705248	2	PIVOT, Hood
29	1704878	1	SIDE PANEL ASSY., R.H.
30	1703240	1	HOOD
31	1709187	1	PLUG, Hole, Hourmeter (Hydro models only)
32	1709188	1	PLUG, Hole, Electric Lift (Hydro models only)

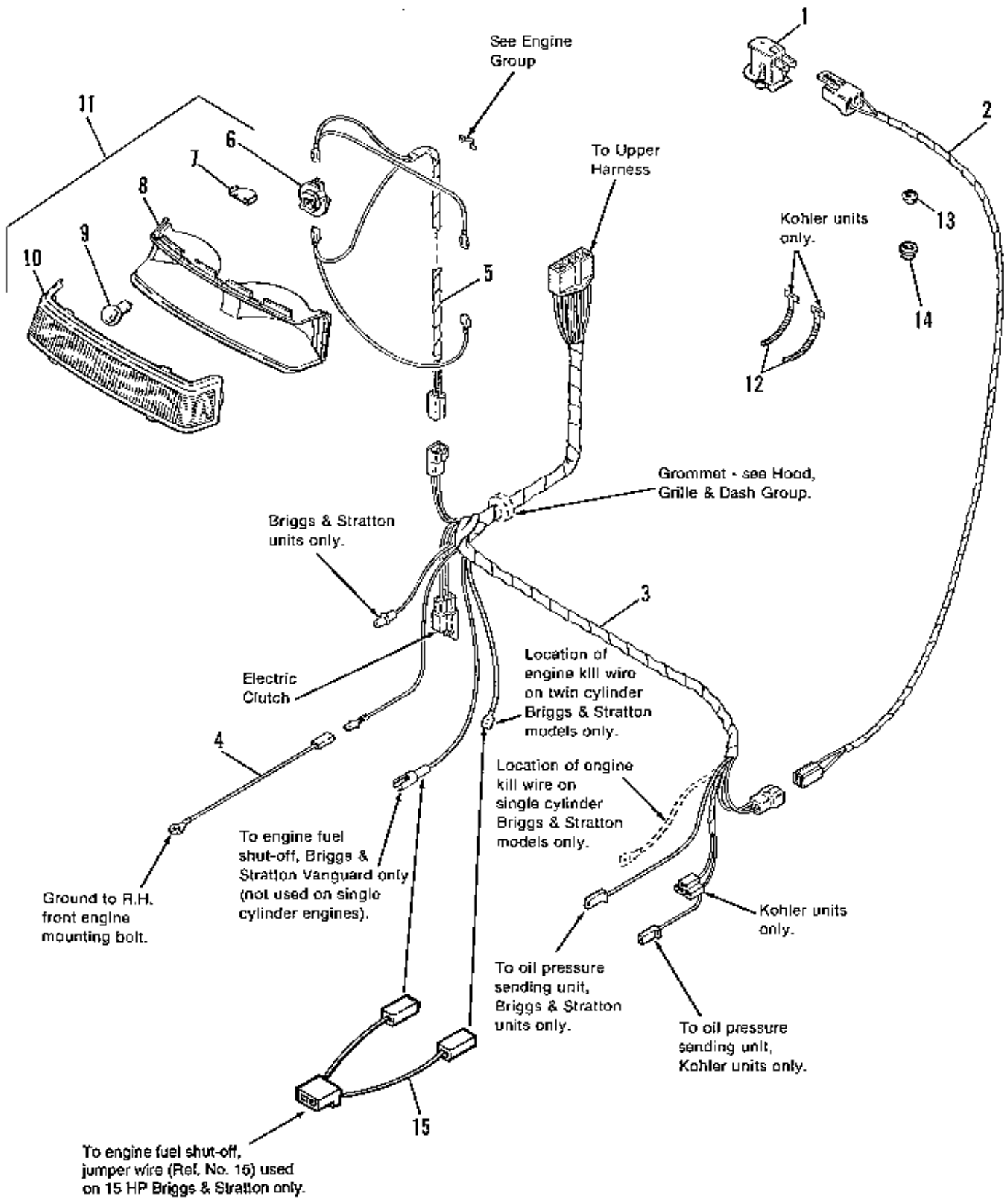


NOTE: Use standard hardware torque specifications chart unless otherwise noted.

Seat, Deck & Fuel Tank Group

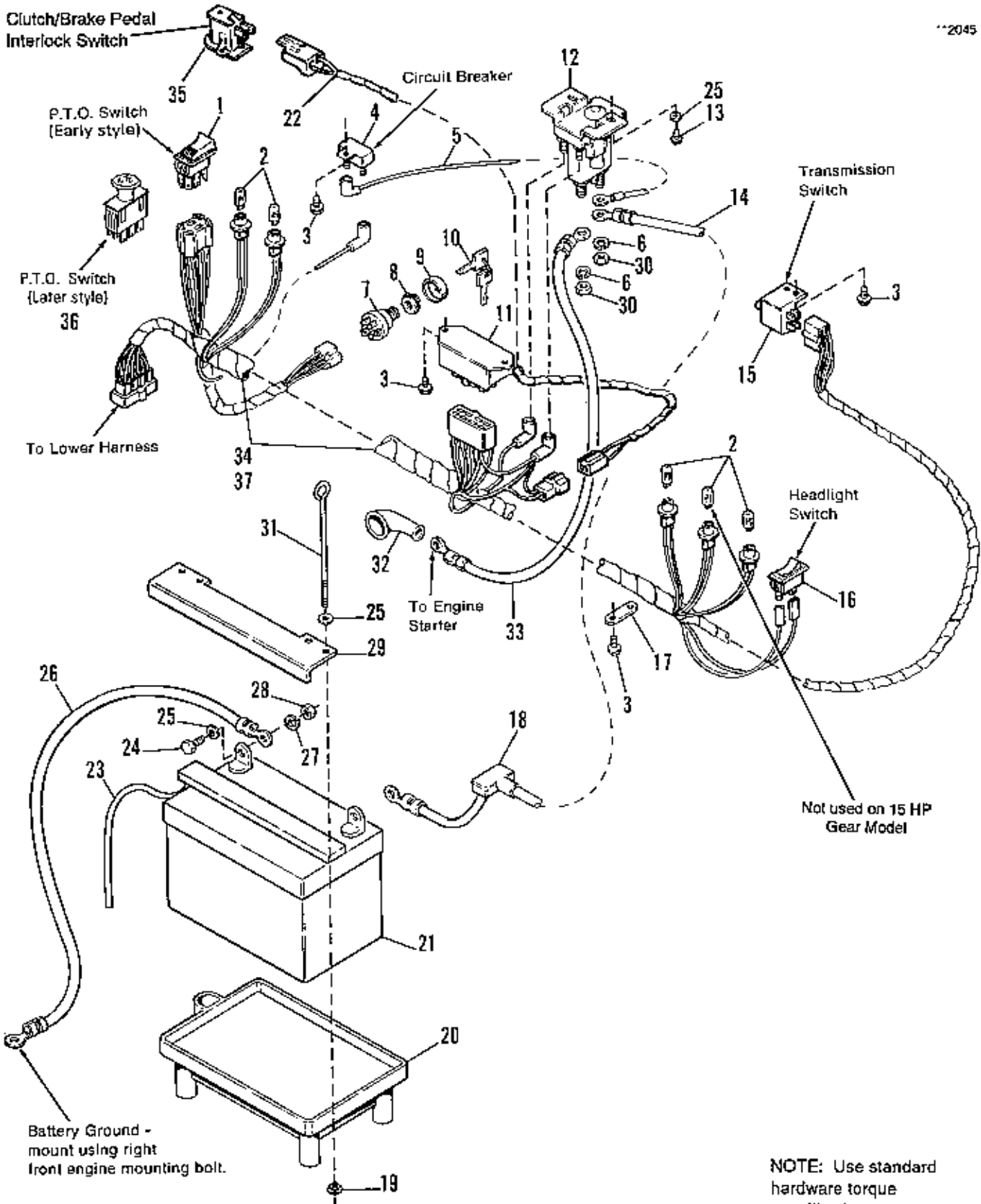
Ref. No.	Part No.	Qty.	Description
1	1707492	1	SEAT
2	1709307	1	SUPPORT, Seat Pivot
3	1931339	2	CARRIAGE BOLT, 5/16-18 x 2
4	935112	1	CLIP, Speed
5	1704299	2	SPACER
6	1704402	2	SPRING, Compression
7	1707101	1	PLATE, Switch
8	1704728	2	SPRING, Compression
9	1709256	2	WASHER, Plain
10	1707137	1	SPRING, Extension
11	1919438	2	NUT, Hex, Nylon Lock, 5/16-18
12	1704724	2	COVER, Spring
13	1707084	1	BRACKET, Seat Pivot
14	1931350	2	CARRIAGE BOLT, 3/8-16 x 1
15	1663752	2	SPACER
16	1924940	2	WASHER, Plain, 13/32
17	1960459	2	SCREW, Truss Hd., Torx drive, 3/8-16 x 1
18	1919439	2	NUT, Hex, Nylon Lock, 3/8-16
19	1704366	1	CAP, Fuel Gauge
20	1708054	1	TANK, Fuel
21	1704108	1	ELBOW & TUBE ASSY.
22	1654930	1	BUSHING
23	1708361	1	PLATE, Reinforcement
24	1925003	4	SCREW, Taplite, 1/4-20 x 1/2
25	1707487	1	SEAT DECK
26	1701229	1	BUSHING, Snap
27	1930601	2	SCREW, Taplite, 5/16-18 x 5/8
28	1931648	4	BOLT, Hex, Whizlock, 5/16-18 x 5/8
29	1928352	2	NUT, Hex, Flange, Whizlock, 5/16-18 x 1/2
30	1707131	1	BRACKET, Seat Slide
31	1704723	1	HANDLE, Grip
32	1707133	1	LEVER, Seat Release

**2044



Electrical Group - Lower Harness

Ref. No.	Part No.	Qty.	Description
1	1709359	1	SWITCH, Seat, Operator Present
2	1704877	1	WIRE ASSY., Seat Switch
3	1704377	1	HARNES ASSY., Lower (12.5, 15 & 16 HP Briggs & Stratton)
	1705447	1	HARNES ASSY., Lower (14 HP Kohler)
4	1707232	1	WIRE ASSY., Engine Ground
5	1674358	1	WIRE ASSY., Headlight
6	1677370	2	SOCKET, Bulb
7	1703946	2	HEAT SHIELD
8	1703249	1	BEZEL, Headlight
9	1677371	2	BULB, Headlight, 12.6V
10	1703248	1	LENS, Headlight
11	1703945	1	HEADLIGHT ASSY. (Incl. Ref. Nos. 6 - 10)
12	1701011	2	TIE, Cable
13	1701229	3	BUSHING, Snap, Small
14	1705921	1	BUSHING, Snap, Large (14 HP Kohler only)
15	1713304	1	WIRE ASSY., Jumper (15 HP Briggs & Stratton only)

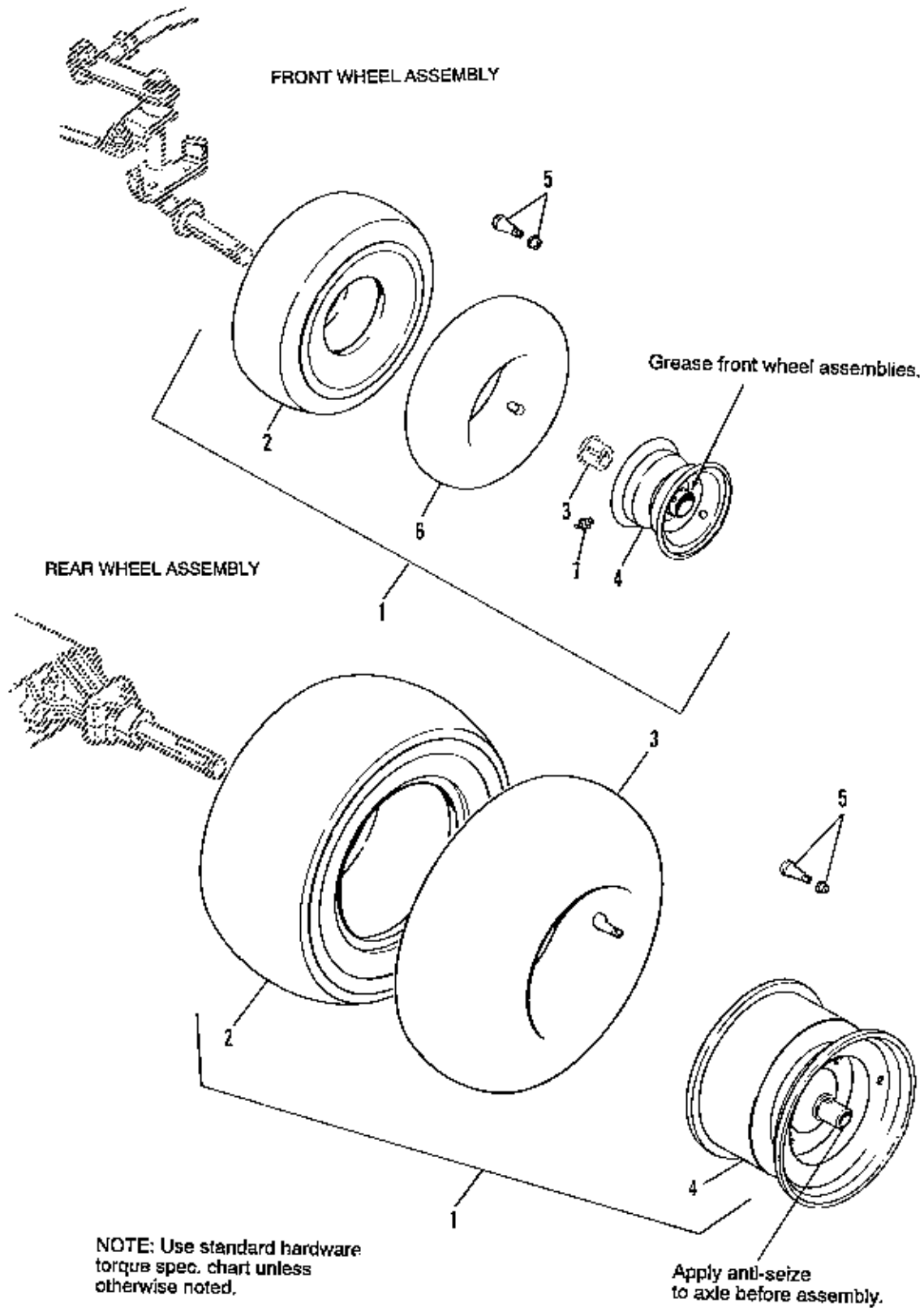


NOTE: Use standard hardware torque specifications chart unless otherwise noted.

Electrical Group - Main Harness

Ref. No.	Part No.	Qty.	Description
1	1703798	1	SWITCH, PTO, Electric Clutch (Early style)
2	1676130	5	BULB, Indicator Light
3	1960369	7	SCREW, Plastite, #8-16 x 1/2
4	1665238	1	CIRCUIT BREAKER
5	1665237	1	WIRE ASSY.
6	1917356	2	LOCKWASHER, 5/16
7	1679006	1	SWITCH, Ignition
8	1704347	1	ADAPTER, Nut
9	1704346	1	COVER, Key Switch
10	1704348	1	KEYS
11	1703972	1	MODULE
12	1685290	1	SOLENOID
13	1960256	2	SCREW, Plastite, 1/4-20 x 5/8
14	1603618	1	CABLE, Battery to Solenoid
15	1701521	1	SWITCH, Transmission, Neutral Start
16	1703799	1	SWITCH, Headlight
17	1704614	1	STRAP, Wire Retainer
18	1677296	1	BOOT, Insulator
19	1704349	2	NUT, Plastic, 1/4-20
20	1704112	1	TRAY, Battery
21	1685215	1	BATTERY
22	1709949	1	WIRE ASSY.
23	1612103	1	HOSE, Battery, Drain
24	1923341	2	CAPSCREW, Hex, 1/4-20 x 3/4
25	1921319	6	WASHER, Plain, 9/32
26	1713163	1	CABLE, Battery to Ground
27	1916964	2	LOCKWASHER, 1/4
28	1916622	2	NUT, Hex, Full, 1/4-20
29	1669831	1	HOLD DOWN, Battery
30	1920263	2	NUT, Hex, 5/16-24
31	1704632	2	ROD, Battery Hold Down
32	122023	1	COVER, Terminal
33	1668819	1	CABLE, Solenoid to Starter
34	1709955	1	HARNES, Upper (Early style w/six-way PTO switch connector)
35	1709359	1	SWITCH, Interlock, Clutch/Brake Pedal
36	1713487	1	SWITCH, PTO Electric Clutch (Later style)
37	1713501	1	HARNES, Upper (Later style w/8-way PTO switch connector)

Note: Service kit 1686620 is available to service early style harness (Ref. No. 34) with later style PTO switch (Ref. No. 36). Kit includes later style PTO switch and 8-way connector. Wiring instructions and new safety decal are also included with the kit.



Ref. No.	Part No.	Qty.	Description
Front Wheel Assemblies			
*1	1705376	2	WHEEL & TIRE ASSY. 15 x 6.00-6, Beige
	1705378	2	WHEEL & TIRE ASSY. 15 x 6.00-6, Silver
2	1713166	2	TIRE, 15 x 6.00-6
3	1713167	4	BEARING
4	1713165	2	WHEEL ASSY., Beige (Incl. Ref. No. 3)
	1713168	2	WHEEL ASSY., Silver (Incl. Ref. No. 3)
5	172353	4	VALVE STEM & CAP
6	1664090	1	TUBE, 4.10/3.50-6 (Service only)
7	912808	2	GREASE FITTING

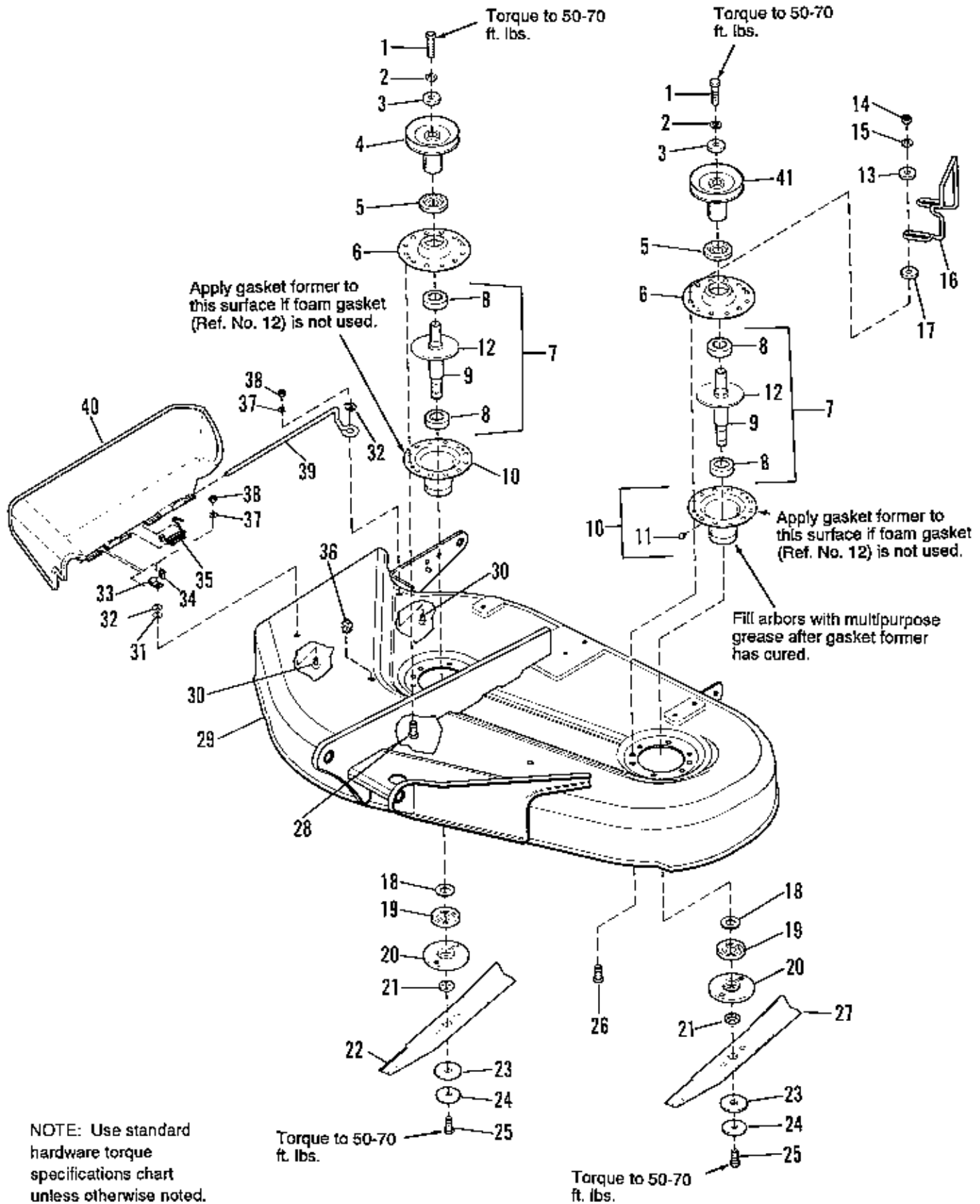
Rear Wheel Assemblies

** 1	1709976	2	WHEEL & TIRE ASSY., 20 x 8.00-10, Beige (Used on 15 HP Gear & 16 HP Hydro models)
	1709977	2	WHEEL & TIRE ASSY., 20 x 8.00-10, Silver (Used on 15 HP Gear & 16 HP Hydro models)
	1709855	2	WHEEL & TIRE ASSY., 18 x 8.50-8, Beige (Used on 12.5 & 14 HP Hydro models)
	1709857	2	WHEEL & TIRE ASSY., 18 x 8.50-8 Silver (Used on 12.5 & 14 HP Hydro models)
2	1709993	2	TIRE, 20 x 8.00-10
	1713170	2	TIRE, 18 x 8.50-8
3	173477	2	TUBE, For 20 x 8.00-10 Tire (Service only)
	164247	2	TUBE, For 18 x 8.50-8 Tire (Service only)
4	1709994	2	WHEEL ASSY., 10" Dia., Beige
	1709995	2	WHEEL ASSY., 10" Dia., Silver
	1713169	2	WHEEL ASSY., 8" Dia., Beige
	1713171	2	WHEEL ASSY., 8" Dia., Silver
5	156305	2	VALVE STEM & CAP, Used on 10" Dia. Wheels
	172353	2	VALVE STEM & CAP, Used on 8" Dia. Wheels

* Includes Ref. Nos. 2, 3, 4, 5 & 6.

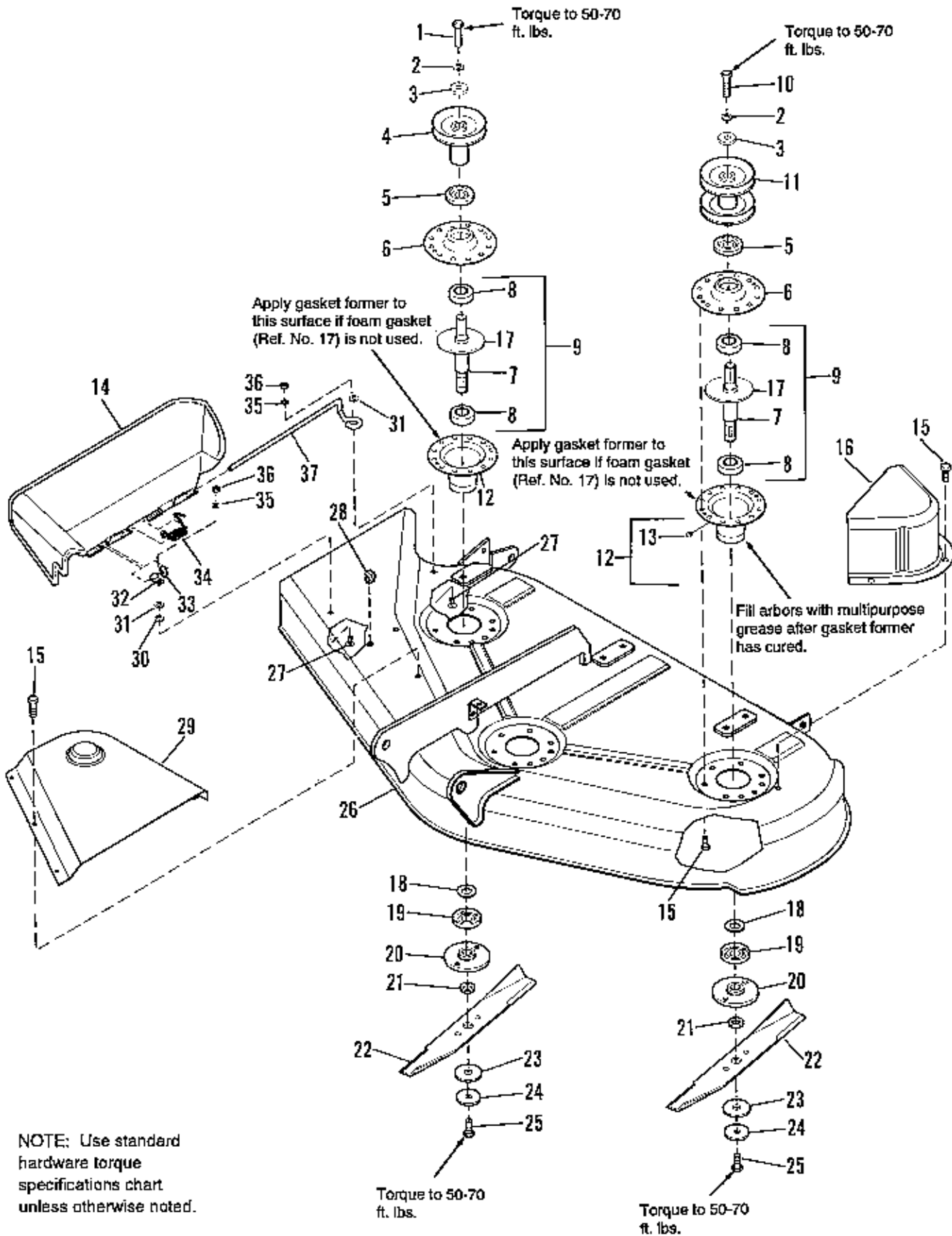
** Includes Ref. Nos. 2, 3, 4 & 5.

NOTE: Simplicity Tire Sealant can be used to repair tires in place of tubes. See inside front cover for part numbers.



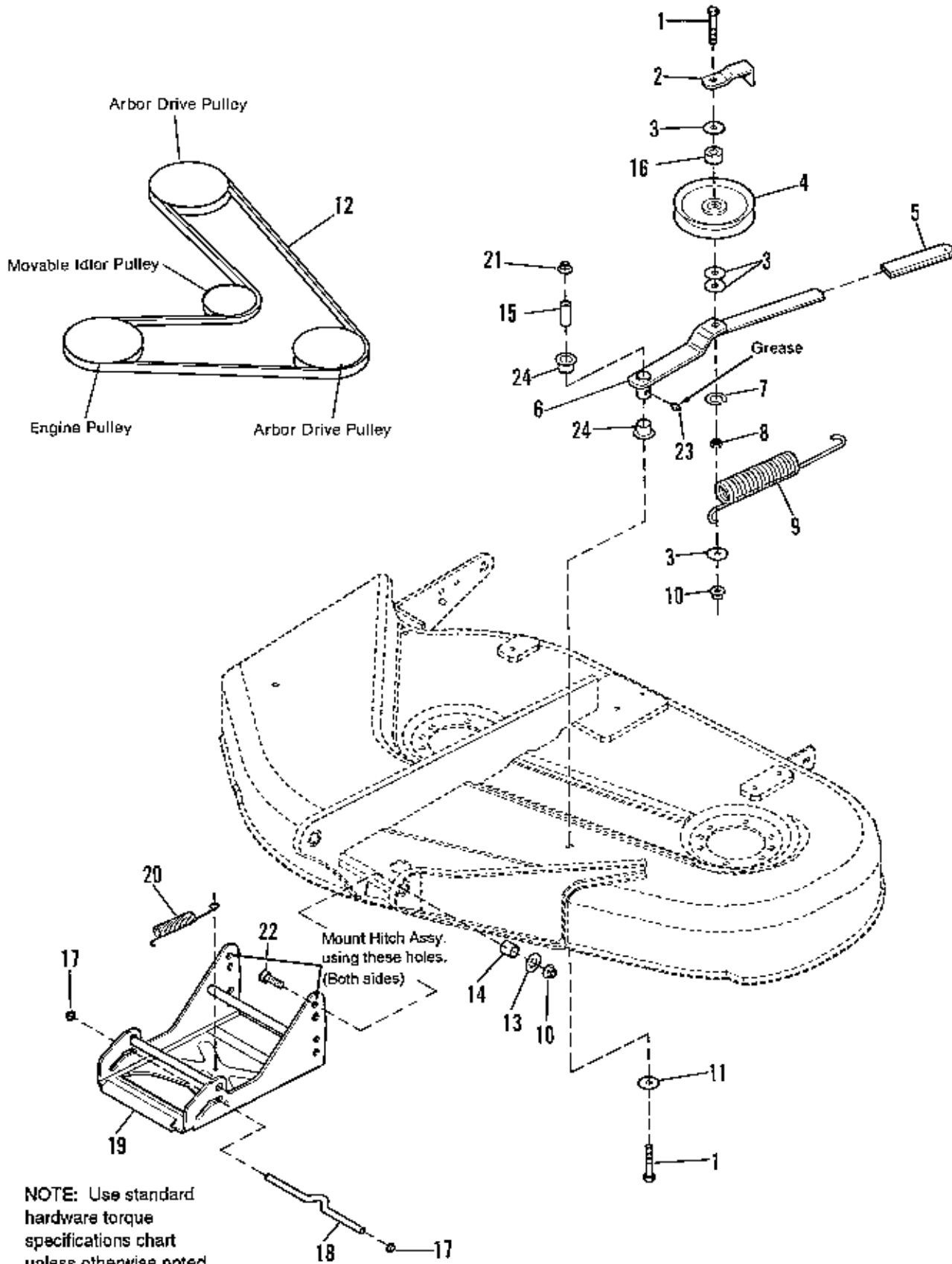
38" Housing & Arbor Group

Ref. No.	Part No.	Qty.	Description
1	1930585	2	CAPSCREW, Hex Hd., 7/16-14 x 3-1/2
2	1918199	2	LOCKWASHER, 7/16
3	1933263	2	WASHER, Plain
4	1704120	1	PULLEY ASSY., R.H.
5	1657969	2	SHIELD, Grass, Upper
6	1655729	2	HOUSING, Arbor, Top
7	1685251	2	ARBOR SHAFT ASSY. (Incl. Ref. Nos. 8 & 9)
8	108202	4	BEARING
9	1685245	2	ARBOR SHAFT KIT (Incl. Ref. No. 21)
10	1703273	2	HOUSING ASSY., Arbor, Bottom (Incl. Ref. Nos. 11 & 12)
11	913958	2	GREASE FITTING
12	1707335	2	GASKET, Foam
13	1919381	4	WASHER, Flat, 5/16
14	1917372	4	NUT, Hex, 5/16-18
15	1917356	4	LOCKWASHER, 5/16
16	1704099	2	GUIDE, Upstop, Belt
17	1924356	4	WASHER, Flat
18	1664241	2	WASHER, Shim
19	1700229	2	SHIELD, Grass, Lower
20	1655777	2	ADAPTOR, Blade
21	1672132	2	COLLAR, Mower Arbor
22	1704101	1	BLADE, Mower, 22-1/4
23	1656927	2	WASHER, Spline
24	1656916	2	WASHER, Spring
25	1923491	2	CAPSCREW, Hex Hd., 7/16-14 x 1
26	1930600	4	SCREW, Hex, Tapfitte, 5/16 x 1-1/2
27	1704856	1	BLADE, Mower, 16-1/8
28	1664847	8	SCREW, Hex, Tapfitte, 5/16 x 3/4
29	1685411	1	MOWER HOUSING ASSY. (Orange)
	61685411	1	MOWER HOUSING ASSY. (Black)
30	1931318	2	CARRIAGE BOLT, 1/4-20 x 7/8
31	1960518	1	NUT, Push On
32	1960353	2	WASHER, Plain
33	1704873	1	CLAMP
34	1919326	1	WASHER, Plain, 5/16
35	1705080	1	SPRING
36	1705115	1	PLUG, Hole
37	1916964	2	LOCKWASHER, 1/4
38	1916622	2	NUT, Hex Hd., 1/4-20
39	1706709	1	ROD, Deflector, Front
40	1705449	1	DEFLECTOR, Plastic
41	1704119	1	PULLEY ASSY., L.H.



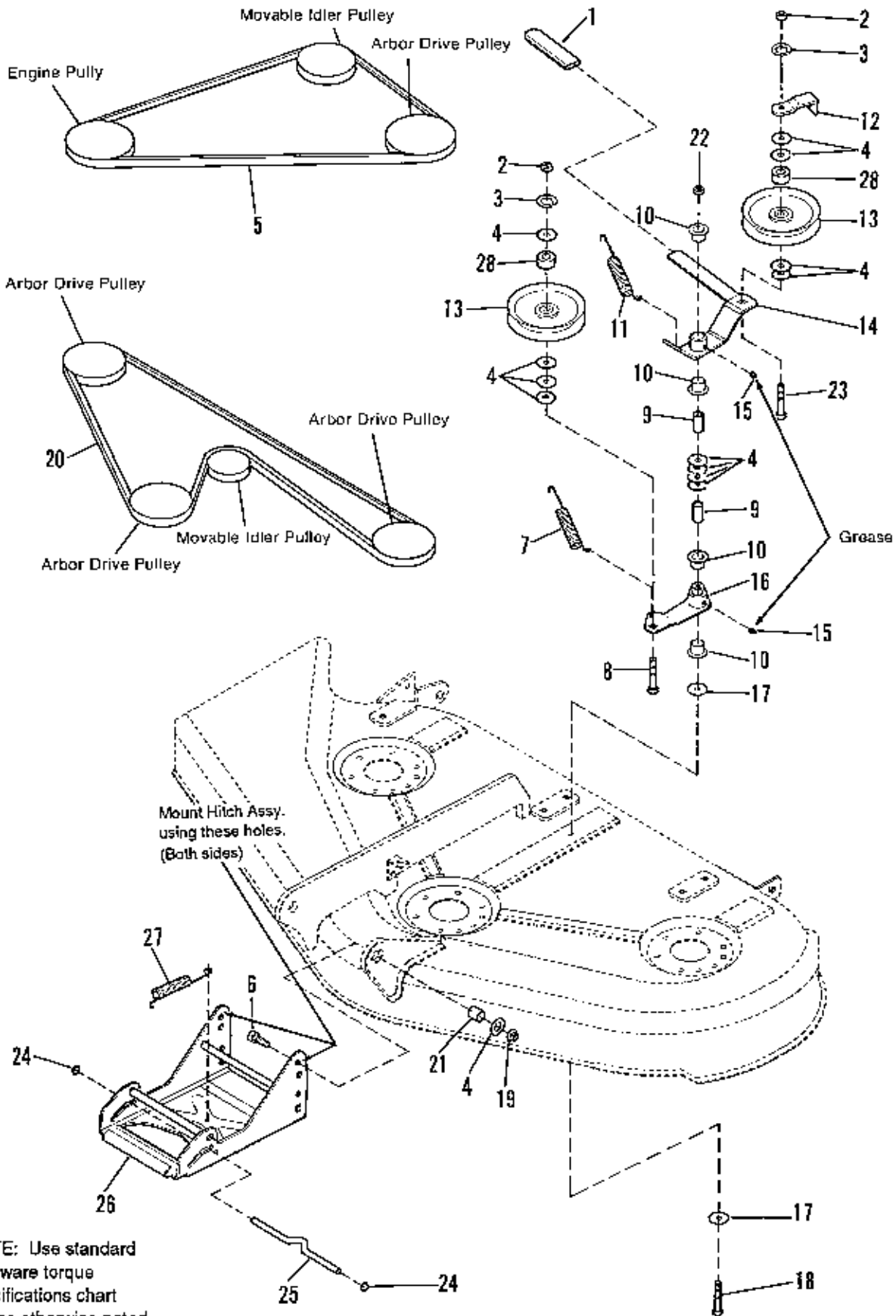
44" Housing & Arbor Group

Ref. No.	Part No.	Qty.	Description
1	1923471	2	CAPSCREW, Hex Hd., 7/16-14 x 1-1/4
2	1918199	3	LOCKWASHER, 7/16
3	1933263	3	WASHER, Plain
4	1704123	2	PULLEY ASSY., Deck Drive
5	1657969	3	SHIELD, Grass, Upper
6	1655729	3	HOUSING, Arbor, Top
7	1685245	3	ARBOR SHAFT KIT (Includes Ref. No. 21)
8	108202	6	BEARING
9	1685251	3	ARBOR SHAFT ASSY. (Incl. Ref. Nos. 7 & 8)
10	1930585	1	CAPSCREW, Hex Hd., 7/16-14 x 3-1/2
11	1704121	1	PULLEY ASSY.
12	1703273	3	HOUSING ASSY., Arbor, Bottom (Incl. Ref. Nos. 13 & 14)
13	1704314	3	GREASE FITTING
14	1705449	1	DEFLECTOR, Plastic
15	1664847	25	SCREW, Hex, Tapite, 5/16-18 x 3/4
16	1704373	1	COVER, Arbor
17	1707335	3	GASKET, Foam
18	1700230	3	WASHER, Shim
19	1700229	3	SHIELD, Grass, Bottom
20	1655777	3	ADAPTOR, Blade
21	1672132	3	COLLAR, Mower Arbor
22	1704100	3	BLADE, Mower
23	1656927	3	WASHER, Spline
24	1656916	3	WASHER, Spring
25	1923491	3	CAPSCREW, Hex Hd., 7/16-14 x 1
26	1685411	1	MOWER HOUSING ASSY., Mower (Orange)
	61685411	1	MOWER HOUSING ASSY., Mower (Black)
27	1931318	2	CARRIAGE BOLT, 1/4-20 x 7/8
28	1705115	1	PLUG, Hole
29	1703601	1	COVER, Arbor
30	1676436	1	NUT, Push On
31	1960353	2	WASHER, Plain
32	1704873	1	CLAMP
33	1919326	1	WASHER, Plain, 5/16
34	1705080	1	SPRING
35	1916964	2	LOCKWASHER, 1/4
36	1916622	2	NUT, Hex, 1/4-20
37	1706709	1	ROD, Deflector, Front



38th Clutch & Support Group

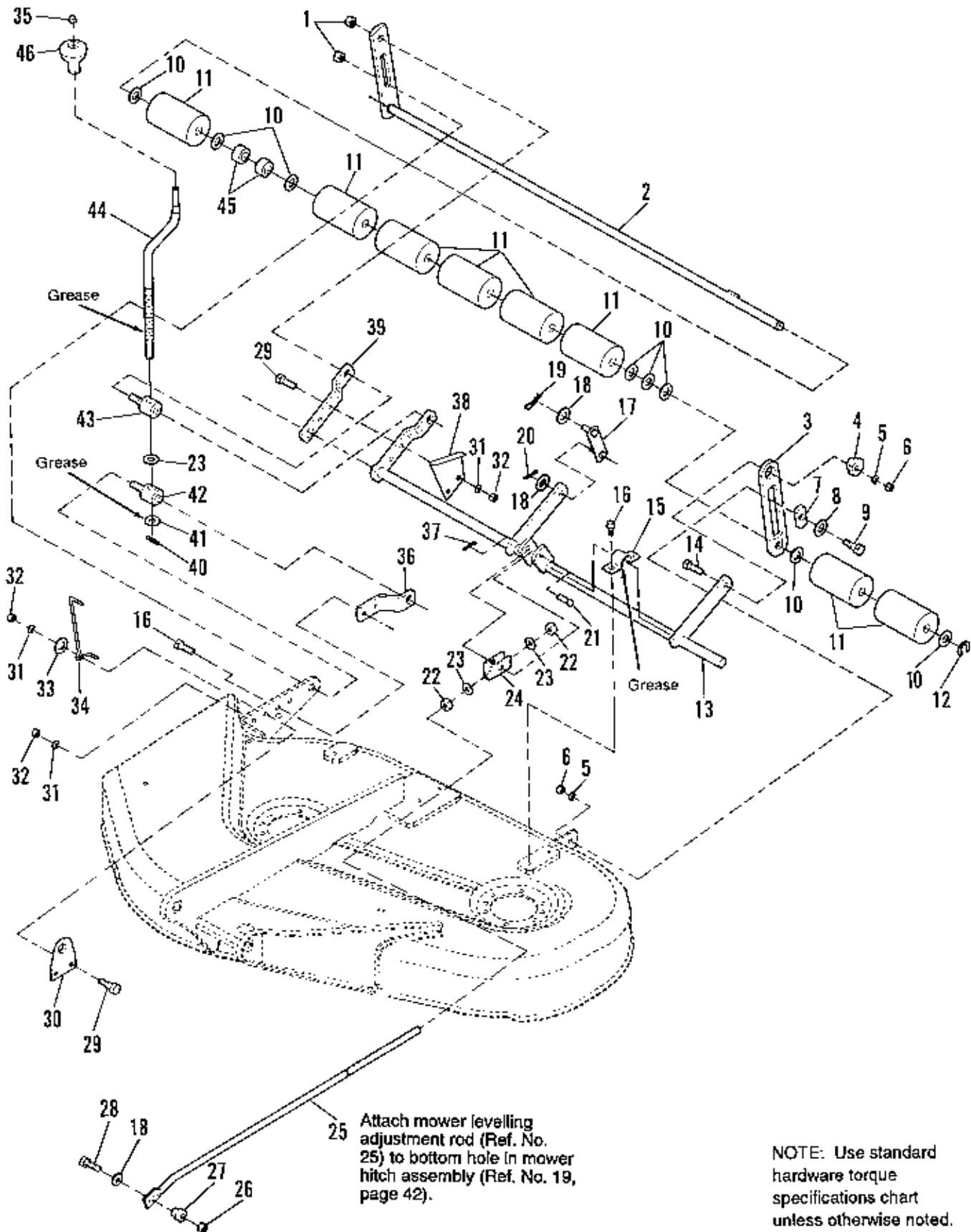
Ref. No.	Part No.	Qty.	Description
1	1928957	2	CAPSCREW, Hex Hd., 3/8-16 x 2-3/4
2	1677135	1	GUARD, Spring
3	1922755	4	WASHER, Plain
4	1685150	1	IDLER PULLEY (Incl. Ref. No. 16)
5	1665835	1	GRIP, Lever
6	1704520	1	CLUTCH LEVER ASSY. (Incl. Ref. Nos. 23 & 24)
7	1916965	1	LOCKWASHER, 3/8
8	1916950	1	NUT, Hex, Full, 3/8-16
9	1668786	1	SPRING
10	1919439	3	NUT, Hex, Lock, 3/8-16
11	1924356	1	WASHER
12	1666698	1	V-BELT
13	1924940	2	WASHER, Plain, 3/8 I.D.
14	157081	2	SPACER
15	1657242	1	SPACER
16	1666294	1	SPACER
17	1960093	2	NUT, Push On, 3/8
18	1704129	1	ROD, Latch
19	1707432	1	HITCH ASSY.
20	106681	1	SPRING
21	1930645	1	NUT, Hex, Flange, 2-Way Lock, 3/8-16
22	1921969	2	CAPSCREW, Hex, 3/8-16 x 1-1/2
23	912808	1	FITTING, Grease
24	1663114	2	BUSHING



NOTE: Use standard hardware torque specifications chart unless otherwise noted.

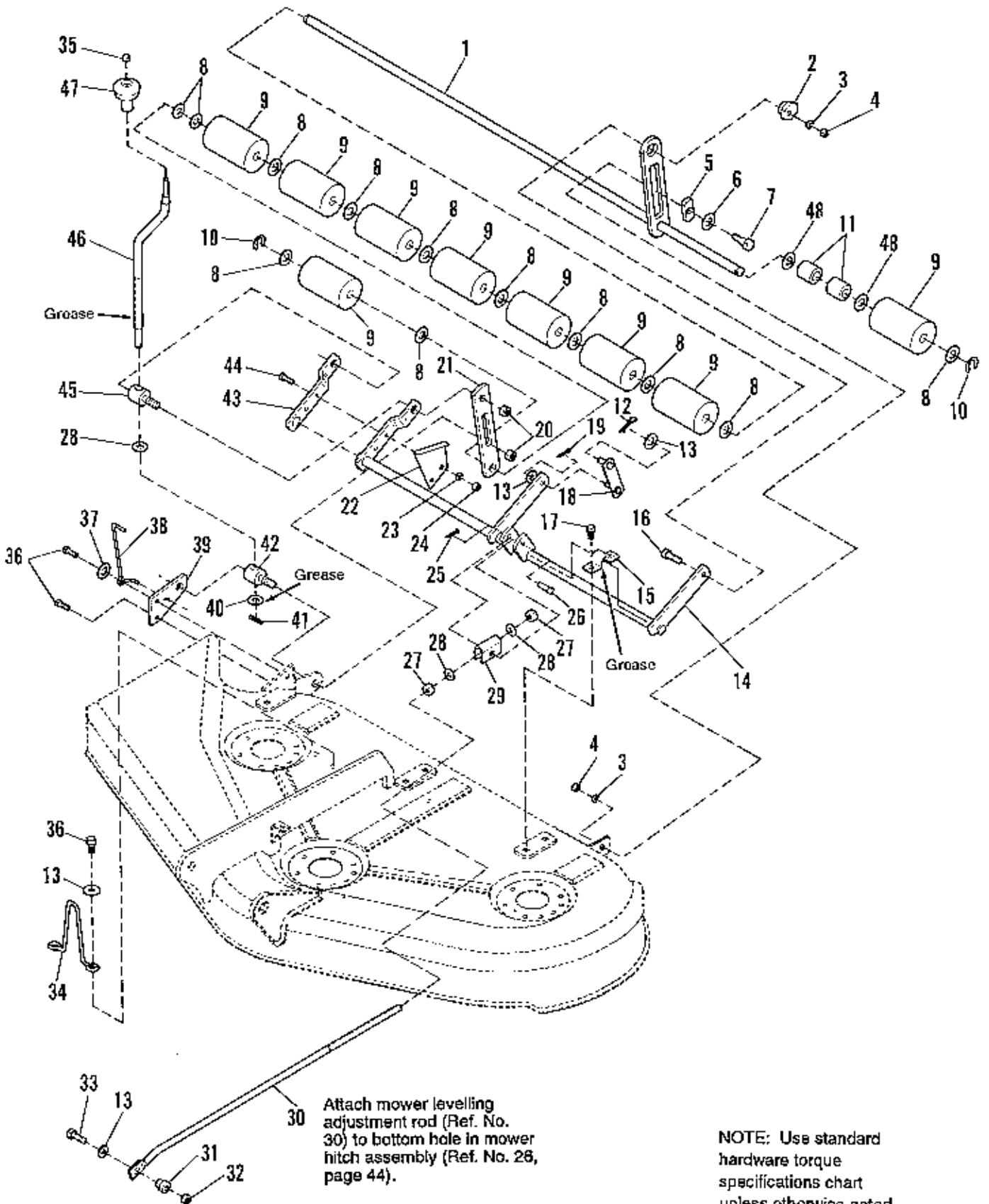
44" Clutch & Support Group

Ref. No.	Part No.	Qty.	Description
1	1665835	1	GRIP, Lever
2	1916950	2	NUT, Hex, 3/8-16
3	1916965	3	LOCKWASHER, 3/8
4	1924940	14	WASHER, 5/16
5	1601672	1	V-BELT, Mower Drive
6	1921969	2	CAPSCREW, Hex Hd., 3/8-16 x 1-1/2
7	1656936	1	SPRING
8	1931352	1	CARRIAGE BOLT, 3/8-16 x 1-1/2
9	1674669	2	SPACER
10	1676148	4	BUSHING
11	1666786	1	SPRING
12	1677135	1	IDLER, Stop
13	1685150	2	PULLEY, Idler (Includes Ref. No. 23)
14	1704658	1	LEVER ASSY, Idler (Incl. Qty. 1, Ref. No. 15; Qty 2, Ref. No. 10)
15	912808	2	GREASE FITTING
16	1704659	1	LEVER ASSY., Idler Arm (Incl. Qty. 1, Ref. No. 15; Qty 2, Ref. No. 10)
17	1924356	2	WASHER
18	1923938	1	CAPSCREW, Hex Hd., 3/8-16 x 3-1/2
19	1919439	2	NUT, Hex, Lock, 3/8-16
20	1607813	1	V-BELT, Arbor Drive
21	157081	2	SPACER
22	1930645	1	NUT, Hex, Flange, Two-Way Lock, 3/8-16
23	1960315	1	CARRIAGE BOLT, 3/8-16 x 2
24	1960093	2	NUT, Push On
25	1704129	1	ROD, Latch
26	1707432	1	HITCH ASSY.
27	106681	1	SPRING
28	1666294	2	SPACER



38" Height Adjusting & Roller Group

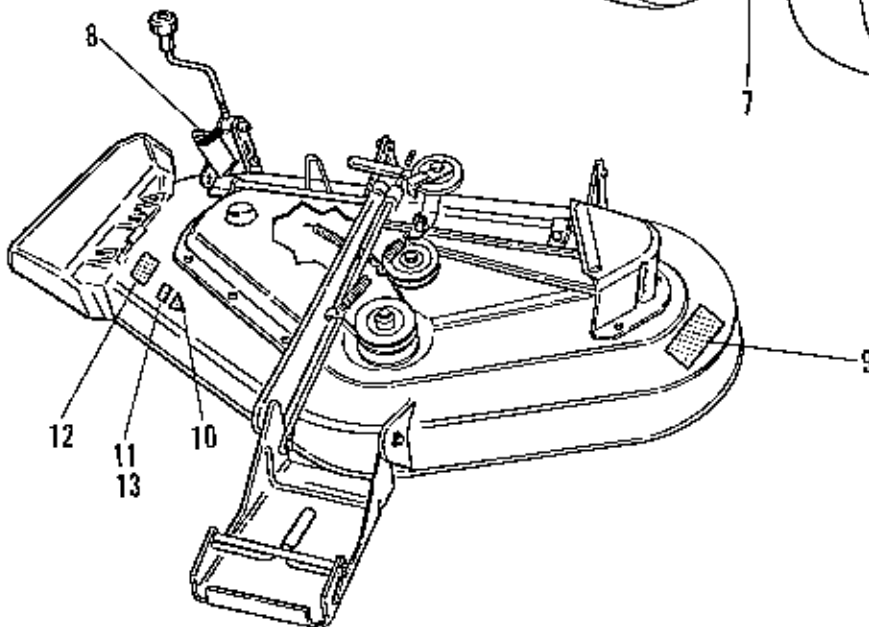
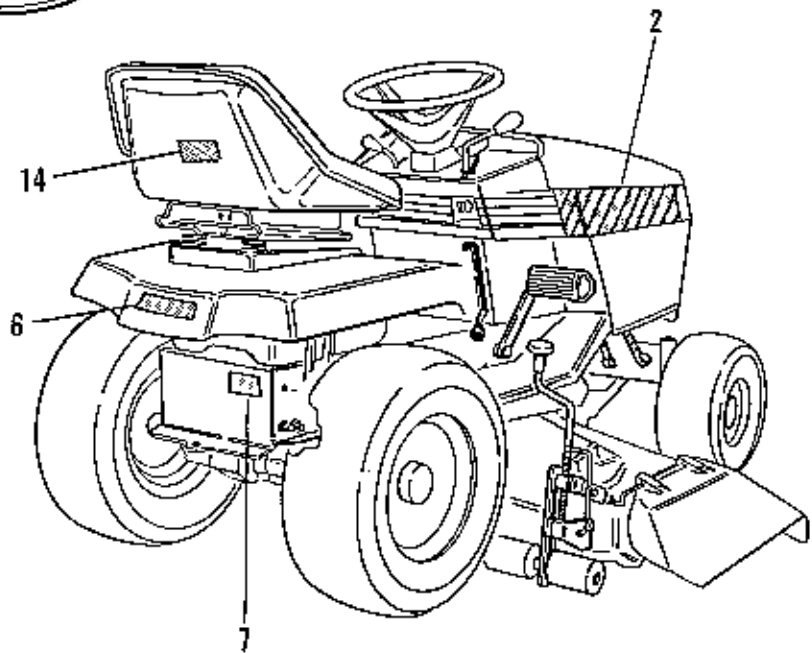
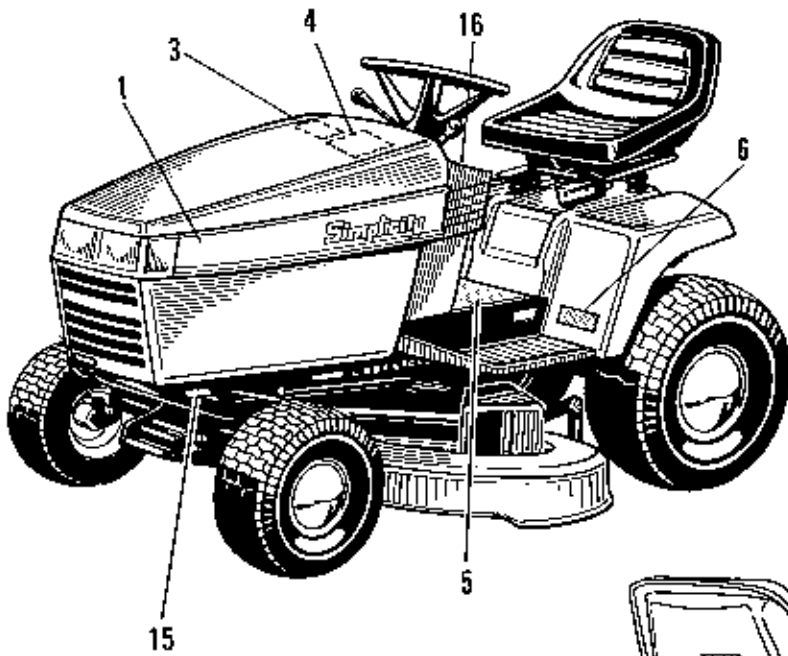
Ref. No.	Part No.	Qty.	Description
1	1930644	2	NUT, Hex, Flange, Lock, 1/2-13
2	1705058	1	SHAFT ASSY., Roller
3	1704073	1	BAR, Roller
4	1704082	1	NUT, Adjustor
5	916965	2	LOCKWASHER, 3/8
6	916950	2	NUT, Hex Hd., 3/8-16
7	1677507	1	SLIDE
8	1924361	1	WASHER, Plain, 1/2
9	172622	1	BOLT, Shoulder, 3/8-16
10	1924366	8	WASHER, Plain, 41/64 x 1-1/4
11	1668513	8	ROLLER
12	153124	1	RING, Retaining
13	1704104	1	ARM ASSY., Mower
14	1931352	1	CARRIAGE BOLT, 3/8-16 x 1-1/2
15	1665374	2	STRAP, Mower Arm Assy.
16	1664847	6	SCREW, Hex, Taprite, 5/16 x 3/4
17	1705049	1	LINK ASSY., Lift
18	1924940	3	WASHER, Plain, 13/32
19	176012	1	CLIP, Pin, Safety
20	1918448	1	COTTER PIN
21	118053	1	PIN, Clevis
22	1913744	2	NUT, Hex, Jam, 1/2-13
23	1960170	3	WASHER, 33/64
24	1704081	1	TRUNNION
25	1704093	1	ROD, Adjustment
26	1928352	1	NUT, Hex, Whizlock, 3/8-16
27	1706644	1	SPACER
28	1922606	1	CAPSCREW, Hex Hd., 3/8-16 x 1-3/4
29	1921977	4	CAPSCREW, Hex Hd., 5/16-18 x 1-1/4
30	1704115	1	PLATE, Support
31	1917356	4	LOCKWASHER, 5/16
32	1917372	4	NUT, Hex, 5/16-18
33	1919381	1	WASHER, Flat, 5/16
34	1704114	1	INDICATOR, Cutting Height
35	1960093	1	PAL NUT
36	1704077	1	STRAP, Trunnion Retainer
37	1918452	1	COTTER PIN
38	1704116	1	BRACKET, Cutting Height
39	1704083	1	ARM, Rear, Mower, R.H.
40	1916001	1	PIN, Roll, 1"
41	1704097	1	WASHER, Detent
42	1704086	1	TRUNNION
43	1704087	1	TRUNNION, Threaded
44	1704094	1	CRANK, Cutting Height
45	1602946	2	SPACER
46	1668190	1	KNOB



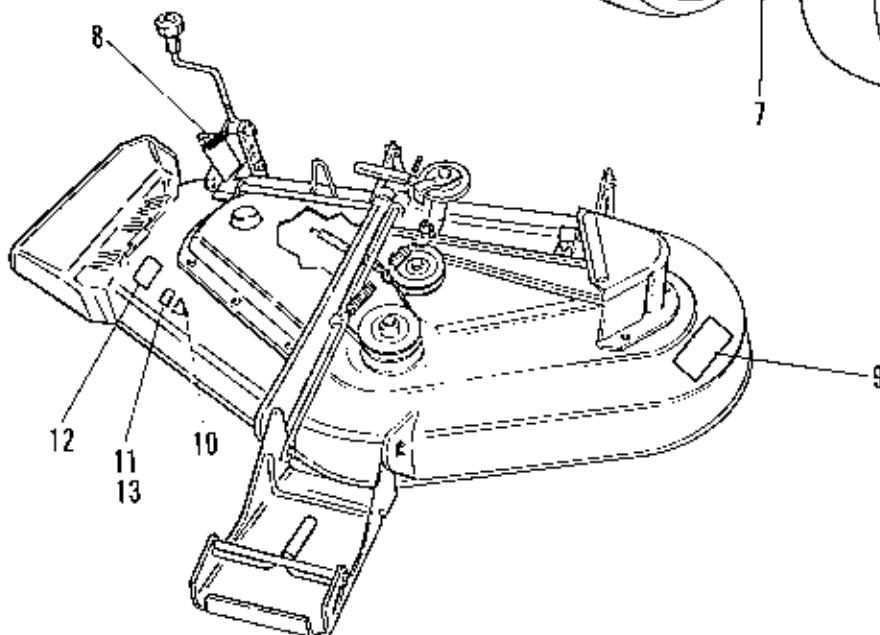
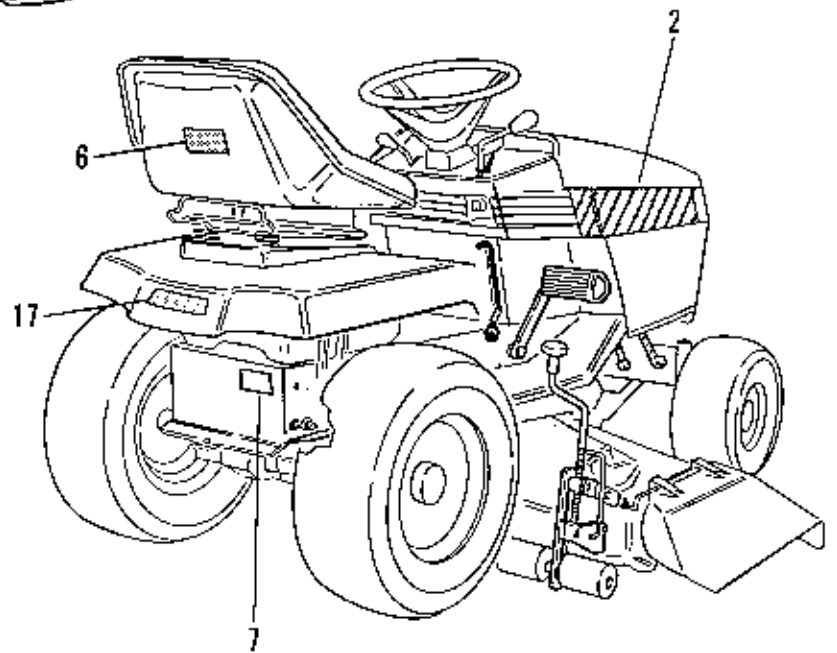
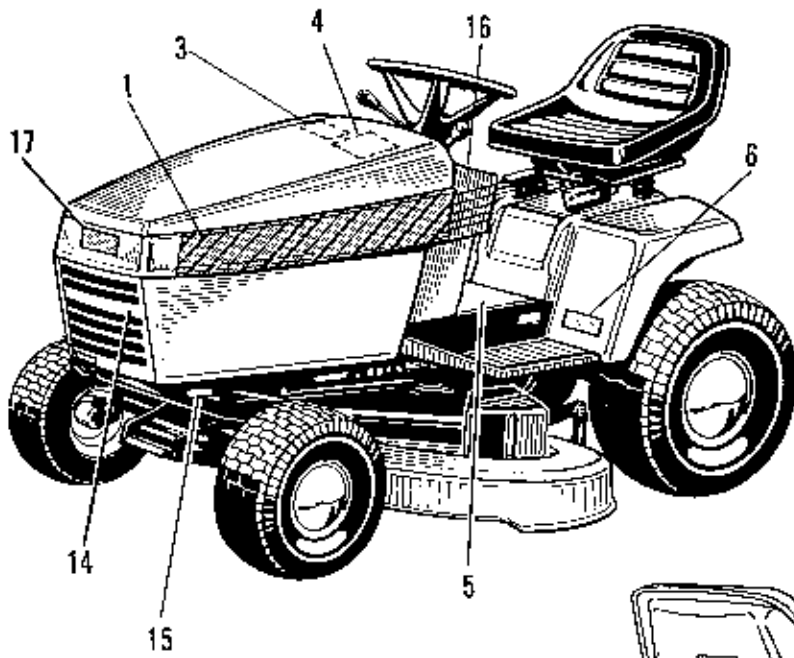
44" Height Adjusting & Roller Group

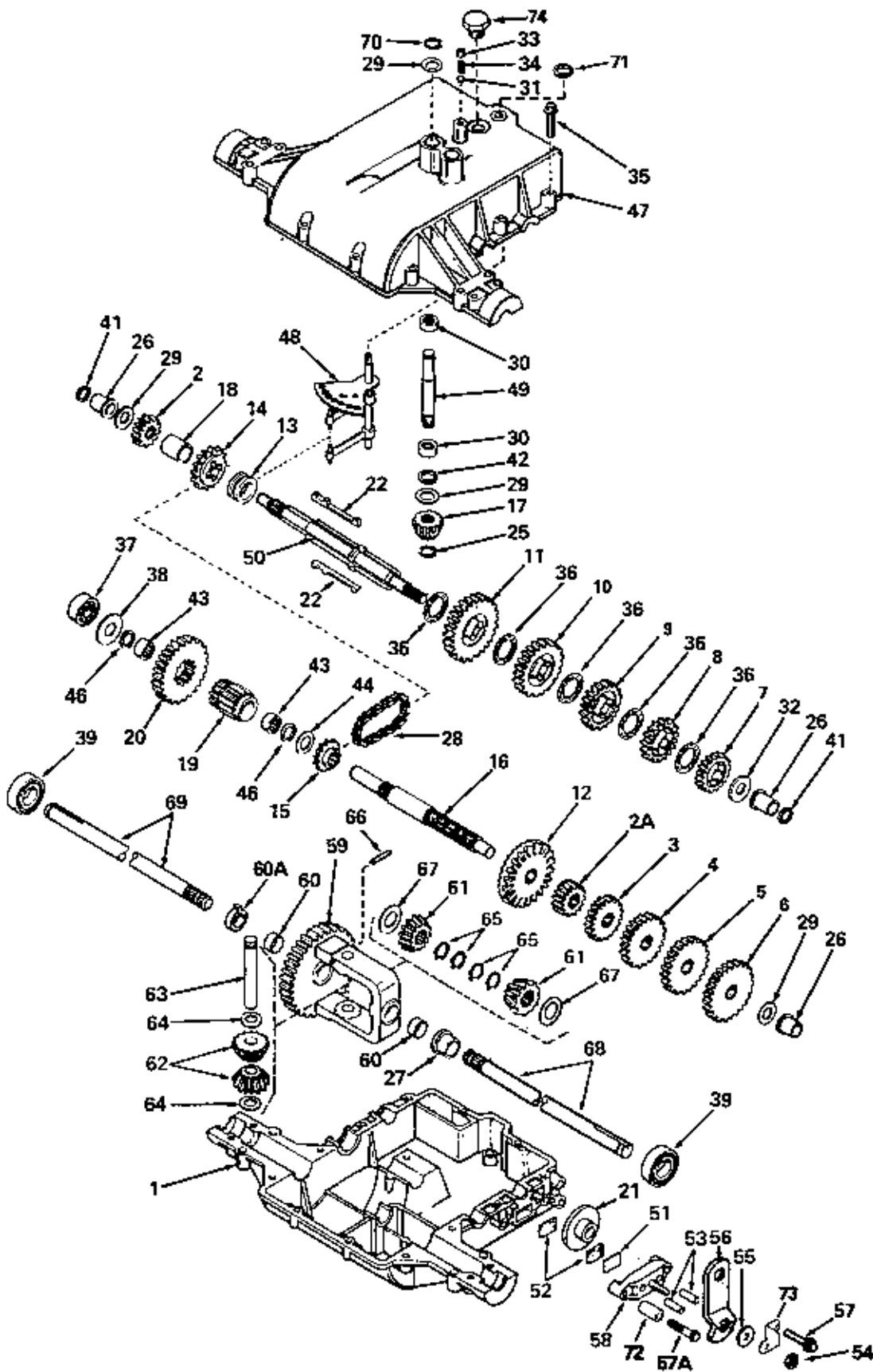
Ref. No.	Part No.	Qty.	Description
1	1685443	1	SHAFT ASSY., Roller, 44" (Incl. Ref. Nos. 10, 11 & 48)
2	1704082	1	NUT, Adjuster
3	916965	2	LOCKWASHER
4	916950	2	NUT, Hex, 3/8-16
5	1677507	1	SLIDE
6	1924361	1	WASHER, Plain, 1/2
7	172622	1	BOLT, Shoulder, 3/8-16
8	1924366	12	WASHER, Plain, 1-1/4
9	1668513	9	ROLLER
10	153124	2	RING, Retaining
11	1602946	2	SPACER
12	176012	1	CLIP, Pin, Safety
13	1924940	5	WASHER, Plain
14	1704103	1	ARM ASSY., Mower
15	1665374	3	STRAP, Mower Arm Assy.
16	1931352	1	CARRIAGE BOLT, 3/8-16 x 1-1/2
17	1664847	6	SCREW, Hex, Taptite, 5/16 x 3/4
18	1705049	1	LINK ASSY, Lift
19	1918448	1	COTTER PIN
20	1930644	2	NUT, Hex, Flange, Lock, 1/2-13
21	1704074	1	BAR, Roller
22	1704116	1	BRACKET, Cutting Height
23	1917356	2	LOCKWASHER, 5/16
24	1917372	2	NUT, Hex, 5/16-18
25	1918452	1	COTTER PIN
26	118053	1	PIN, Clevis
27	1913744	2	NUT, Hex, Jam, 1/2-13
28	1960170	3	WASHER, 33/64
29	1704081	1	TRUNNION
30	1704093	1	ROD, Adjustment
31	1706644	1	SPACER
32	1928352	1	NUT, Hex, Whizlock, 3/8-16
33	1922606	1	CAPSCREW, Hex, 3/8-16 x 1-3/4
34	1704098	1	UP-STOP, Mower
35	1960093	1	PAL NUT
36	1931202	4	SCREW, Taptite, 5/16 x 1
37	1919381	1	WASHER, Flat, 5/16
38	1704114	1	INDICATOR, Cutting Height
39	1704080	1	PLATE, Mower Support
40	1704097	1	WASHER, Detent
41	916001	1	PIN, Roll, 1" Long
42	1704086	1	TRUNNION
43	1704083	1	ARM, Rear, Mower, R.H.
44	1921977	2	CAPSCREW, Hex, 5/16-18 x 1-1/4
45	1704087	1	TRUNNION, Threaded
46	1704094	1	CRANK, Cutting Height
47	1668190	1	KNOB, Height Crank
48	1960020	2	WASHER, 5/8 x 1-1/4 x 1/16

*1956
*1979



*1956
*1979



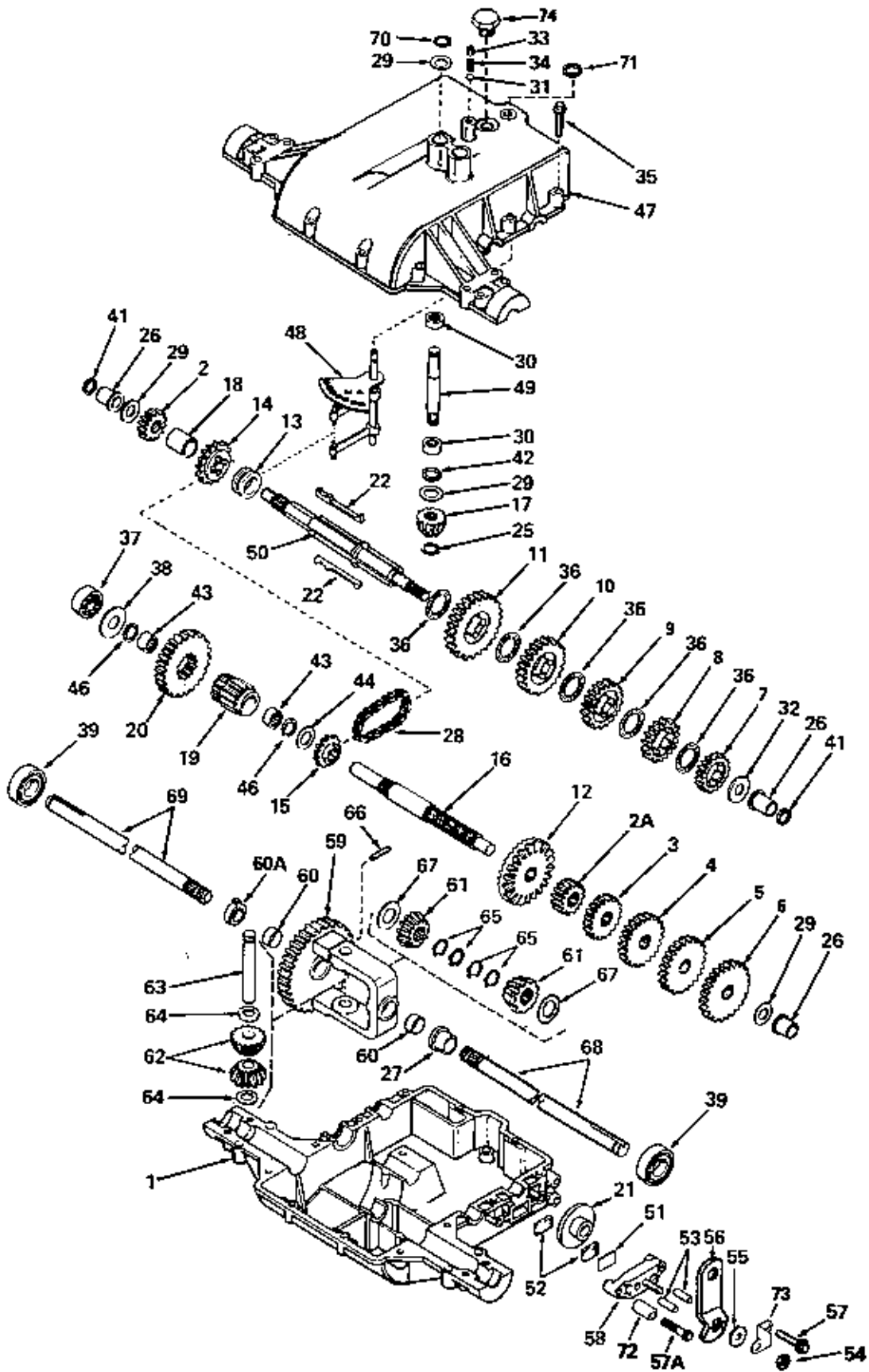


Gear Transaxle Service Parts - Peerless Transaxle Model 801-059

Ref. No.	Part No.	Qty.	Description
1	770071A	1	CASE, Transaxle
2	778136	1	GEAR, Spur (15 Teeth)
2A	778145	1	GEAR, Spur (12 Teeth)
3	778128A	1	GEAR, Spur (20 Teeth)
4	778127A	1	GEAR, Spur (25 Teeth)
5	778128A	1	GEAR, Spur (28 Teeth)
6	778129A	1	GEAR, Spur (30 Teeth)
7	778121A	1	GEAR, Spur (20 Teeth)
8	778122A	1	GEAR, Spur (22 Teeth)
9	778123A	1	GEAR, Spur (25 Teeth)
10	778124A	1	GEAR, Spur (30 Teeth)
11	778146A	1	GEAR, Spur (37 Teeth)
12	778137A	1	GEAR, Bevel (42 Teeth)
13	784286	1	COLLAR, Shift
14	786060	1	SPROCKET (14 Teeth)
15	786061	1	SPROCKET (10 Teeth)
16	776204	1	SHAFT, Counter
17	778113A	1	BEVEL PINION, Input
18	786074	1	SPACER
19	778138	1	PINION, Output
20	778139	1	GEAR, Output
21	790003	1	DISK, Brake
22	792089A	4	KEY
25	788040	1	RING, Retaining
26	780105A	3	BUSHING, Flanged
27	780118A	1	BUSHING, Flanged
28	786062A	1	CHAIN, Roller (No. 41 Chain, 22 Links)
29	780072	4	WASHER, Thrust
30	780122	2	BEARING, Needle
31	792077	1	BALL, Steel
32	780109	1	WASHER, Thrust
33	792078	1	SCREW, Set, 3/8-16 x 3/8
34	792079	1	SPRING
35	792073	17	SCREW, Hex Hd., Thread Forming, 1/4-20 x 1-1/4
36	780108	5	WASHER, Thrust
37	780121	1	BEARING, Ball

Ref. Nos. 38 - 74 on pages 56 & 57.

Order gear transaxle service parts through your authorized Tecumseh/Peerless distributor.

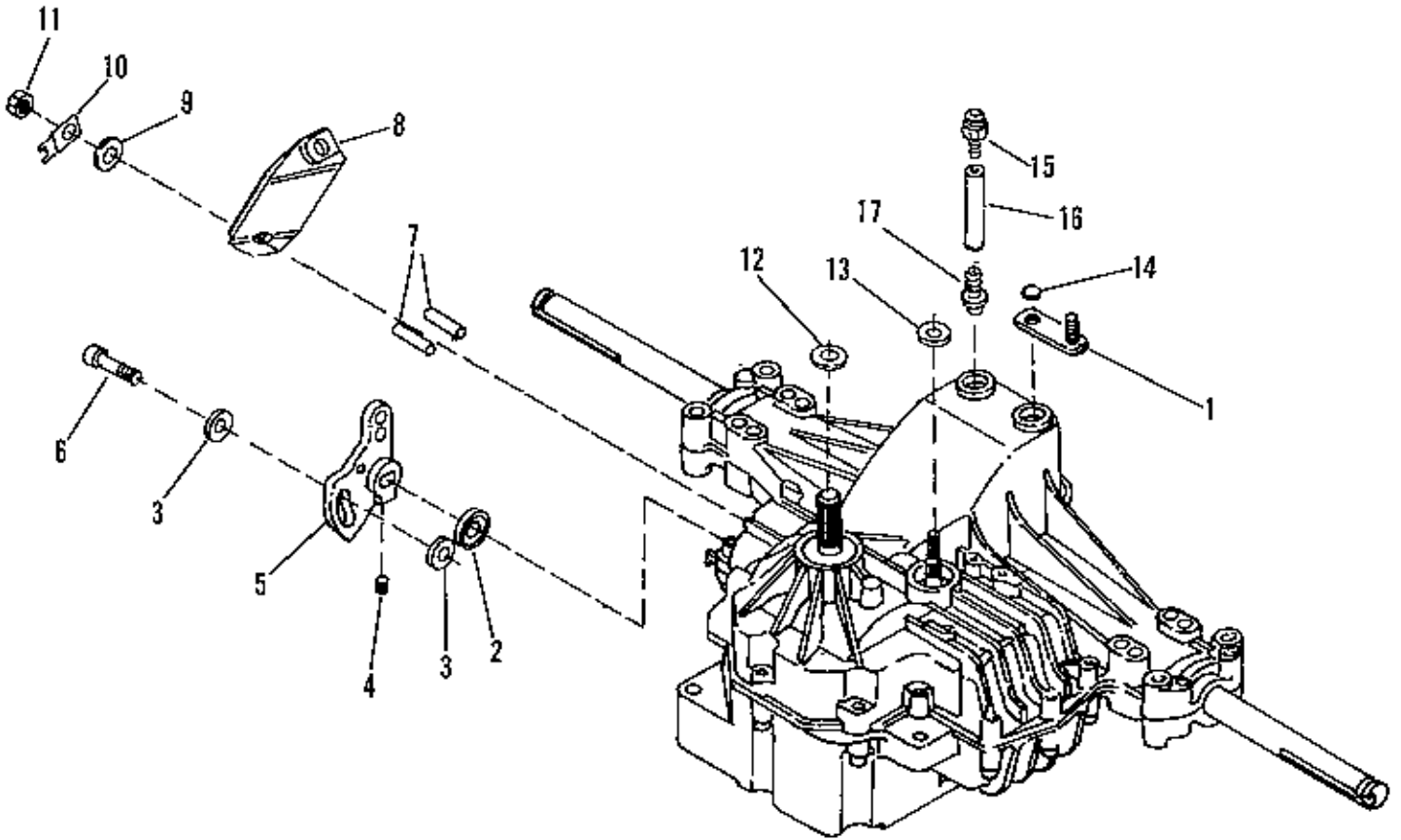


Gear Transaxle Service Parts - Peerless Transaxle Model 801-059

Ref. No.	Part No.	Qty.	Description
38	780113	1	WASHER, Flat
39	780119	2	BEARING, Ball
41	788051	2	SEAL, Square Cut
42	788057	1	SEAL, Square Cut
43	780112	2	BEARING, Needle
44	780114	1	WASHER, Flat
46	788053	2	SEAL, Square Cut
47	772082	1	COVER, Transaxle
48	784290	1	ROD & FORK ASSY., Shift
49	776135	1	SHAFT, Input
50	776184A	1	SHAFT, Brake
51	790007	1	PLATE, Brake Pad
52	790008	2	PAD, Brake
53	786026	2	PIN, Dowel
54	792075	1	LOCKNUT, 5/16-24
55	792076	1	WASHER, Flat
56	790056	1	LEVER, Brake
57	792073	1	SCREW, Hex Hd., Thread Forming, 1/4-20 x 1-1/4
57A	792085	1	SCREW, Hex Hd., Thread Forming, 1/4-20 x 2-1/4
58	790025	1	HOLDER, Brake Pad
59	778175	1	GEAR ASSY., Differential (Incl. 2 of Ref. No. 60)
60	780064	2	BUSHING
60A	780120	1	BUSHING
61	778166	2	GEAR, Bevel
62	778131	2	PINION, Bevel
63	786034	1	PIN, Drive
64	780065	2	WASHER, Thrust
65	792125	4	RING, Retaining (Pkg. of 2)
66	792040	1	PIN, Roll
67	780001	2	WASHER, Thrust
68	774891	1	AXLE (14-3/8" Long)
69	774844	1	AXLE (12-1/2" Long)
70	792035	1	RING, Retaining
71	788069	1	SEAL, Square Cut
72	786066	1	SPACER
73	786066	1	BRACKET, Brake Lever
74	792074	1	PLUG, Threaded

Ref. Nos. 1 - 37 on pages 54 & 55.




Order gear transaxle service parts through your authorized Tecumseh/Peerless distributor.



Hydro Transaxle Service Parts - Hydro Gear Model 311-0750

Ref. No.	Part No.	Qty.	Description
1	1709907	1	ARM, Bypass
2	1709908	1	SEAL
3	1709909	1	PUCK, Dampener
4	1709910	1	SET SCREW
5	1709911	1	ARM, Control
6	1709914	1	SCREW, Soc. Hd.
7	1709915	2	ACTUATOR PIN
8	1713618	1	ARM, Brake
9	1709917	1	WASHER, 7/16 x 7/8 x 1/16
10	1709918	1	LOCKING STRAP
11	1709919	1	NUT, Hex, Lock, 5/16-24
12	1709920	1	SEAL, Lip
13	1709921	1	SEAL, Lip
14	1709922	1	RING, Retaining
15	1713323	1	FITTING, Vent Plug
16	1713322	1	TUBE, Vent
17	1713324	1	VENT PLUG

**TORQUE SPECIFICATIONS FOR
STANDARD MACHINE HARDWARE
TOLERANCE $\pm 20\%$**

SIZE	SAE GRADE #2 		SAE GRADE #5 		SAE GRADE #8 	
	<u>In./Lbs.</u> Ft./Lbs.	Nm.	<u>In./Lbs.</u> Ft./Lbs.	Nm.	<u>In./Lbs.</u> Ft./Lbs.	Nm.
8-32	19	2.1	30	3.4	41	4.6
8-36	20	2.3	31	3.5	43	4.9
10-24	27	3.1	43	4.9	60	6.8
10-32	31	3.5	49	5.5	68	7.7
1/4-20	66	7.6	8	10.9	12	16.3
1/4-28	76	8.6	10	13.6	14	19.
5/16-18	11	15.	17	23.1	25	34.
5/16-24	12	16.3	19	25.8	25	34.
3/8-16	20	27.2	30	40.8	45	61.2
3/8-24	23	31.3	35	47.6	50	68.
7/16-14	30	40.8	50	68.	70	95.2
7/16-20	35	47.6	55	74.8	80	108.8
1/2-13	50	68.	75	102.	110	149.6
1/2-20	55	74.8	90	122.4	120	163.2
9/16-12	65	88.4	110	149.6	150	204.
9/16-18	75	102.	120	163.2	170	231.2
5/8-11	90	122.4	150	204.	220	299.2
5/8-18	100	136.	180	244.8	240	326.4
3/4-10	160	217.6	260	353.6	386	525.
3/4-16	180	244.8	300	408.	420	571.2
7/8-9	140	190.4	400	544.	600	816.
7/8-14	155	210.8	440	598.4	660	897.6
1-8	220	299.2	580	788.8	900	1,224.
1-12	240	326.4	640	870.4	1,000	1,360.

NOTE:

1. These torque values are to be used for all hardware excluding: locknuts, self-tapping screws, thread forming screws, sheet metal screws and socket head setscrews.
2. Recommended seating torque values for locknuts:
 - a. For prevailing torque locknuts - use 65% of grade 5 torques.
 - b. For flange whizlock nuts (and screws) - use 135% of grade 5 torques.
3. Unless otherwise noted on assembly drawings all torque values must meet this specification.

**BOLT HEAD MARKING
S.A.E. GRADE:**



Simplicity

**Outdoor Power
Equipment**

SIMPLICITY MANUFACTURING, INC. • 500 N. Spring Street, P.O. Box 997 • Port Washington, WI 53074-0997

TP-1223
5/94