

HSG2004

SiGe HBT High Frequency Medium Power Amplifier

REJ03G0484-0400

Rev.4.00

Jun 21, 2006

Features

- High Transition Frequency
 $f_T = 30$ GHz typ.
- Low Distortion and Excellent Linearity
P1dB at output = +14.5 dBm typ. $f = 5.8$ GHz
- High Collector to Emitter Voltage
 $V_{CEO} = 5$ V
- Ideal for 2 GHz, 5 GHz Band applications. e.g. WLAN, Digital cordless phone.

Outline

Renesas Package code: PWQN0008ZA-A
(Package name: HWQFN-8 <TNP-8TV>)



1. Collector
2. Collector
3. Collector
4. Emitter
5. Emitter
6. Base
7. Emitter
8. Emitter
9. Emitter

Note: Marking is "2004".

Absolute Maximum Ratings

($T_a = 25^\circ\text{C}$)

Item	Symbol	Ratings	Unit
Collector to base voltage	V_{CBO}	12	V
Collector to emitter voltage	V_{CEO}	5	V
Emitter to base voltage	V_{EBO}	1.2	V
Collector current	I_C	200	mA
Collector power dissipation	P_C	1 ^{Note}	W
Junction temperature	T_j	150	$^\circ\text{C}$
Storage temperature	T_{stg}	-55 to +150	$^\circ\text{C}$

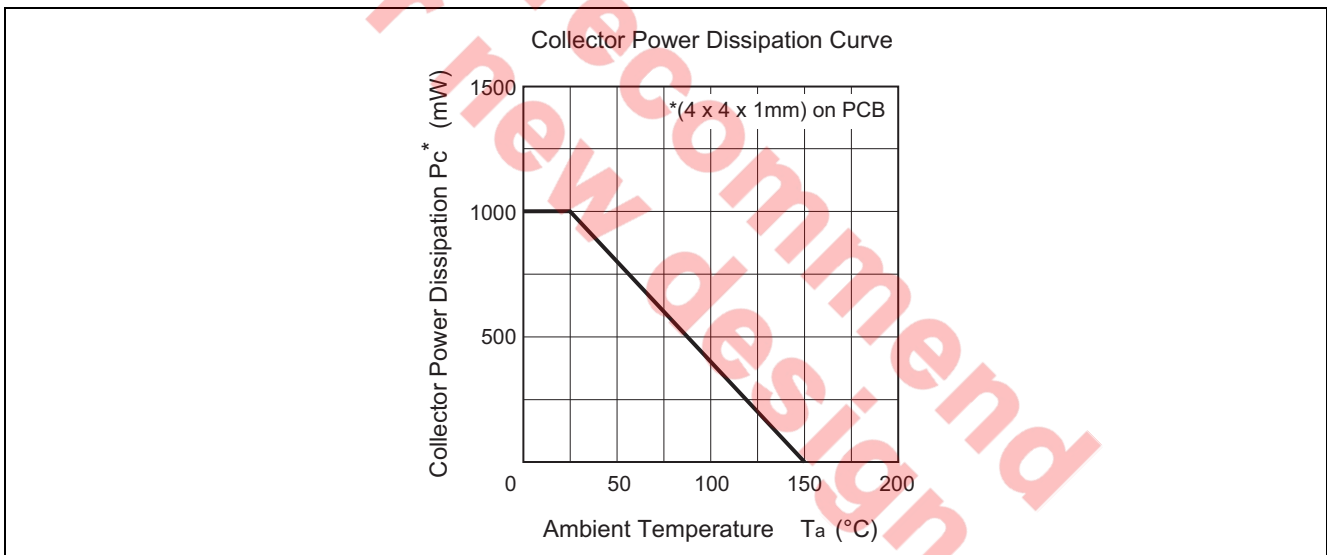
Note: Value on PCB (40 x 40 x 1.0 mm)

Electrical Characteristics

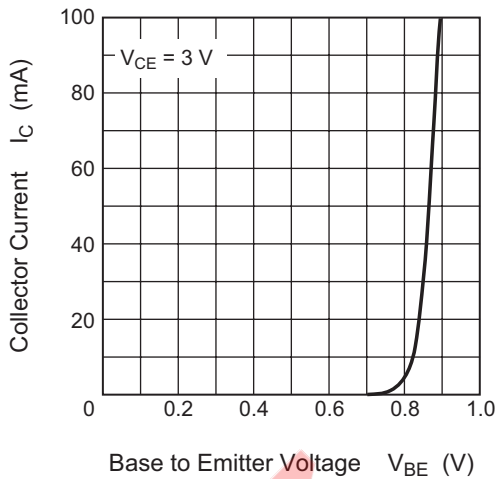
(Ta = 25°C)

Item	Symbol	Min	Typ	Max	Unit	Test Conditions
DC current transfer ratio	h_{FE}	170	240	320	—	$V_{CE} = 3\text{ V}$, $I_C = 30\text{ mA}$
Reverse Transfer Capacitance	C_{re}	—	—	0.6	pF	$V_{CB} = 3\text{ V}$, $I_E = 0$, $f = 1\text{ MHz}$, emitter grounded
Transition Frequency	f_T	—	30.0	—	GHz	$V_{CE} = 3\text{ V}$, $I_C = 30\text{ mA}$, $f = 1\text{ GHz}$
Maximum Stable Gain	MSG	14	15.5	—	dB	$V_{CE} = 3\text{ V}$, $I_C = 30\text{ mA}$, $f = 5.8\text{ GHz}$
Maximum Available Gain	MAG	—	21	—	dB	$V_{CE} = 3\text{ V}$, $I_C = 30\text{ mA}$, $f = 2.4\text{ GHz}$
Maximum Available Gain	MAG	—	12	—	dB	$V_{CE} = 3\text{ V}$, $I_C = 30\text{ mA}$, $f = 5.8\text{ GHz}$
Power Gain	PG	—	11.5	—	dB	$V_{CE} = 3.6\text{ V}$, $I_{idle} = 30\text{ mA}$, $f = 5.8\text{ GHz}$, $P_{in} = +0\text{ dBm}$
1dB Compression Point at output	P1dB	—	+14.5	—	dBm	$V_{CE} = 3.6\text{ V}$, $I_{idle} = 30\text{ mA}$, $f = 5.8\text{ GHz}$
Saturation Output Power	Po(sat)	—	+22	—	dBm	$V_{CE} = 3.6\text{ V}$, $I_{idle} = 30\text{ mA}$, $f = 5.8\text{ GHz}$, $P_{in} = +0\text{ dBm}$

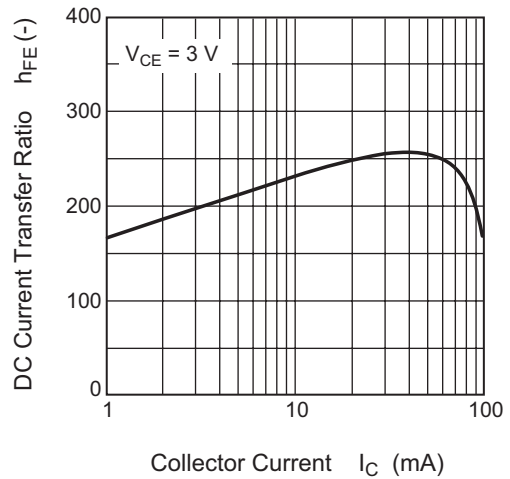
Main Characteristics



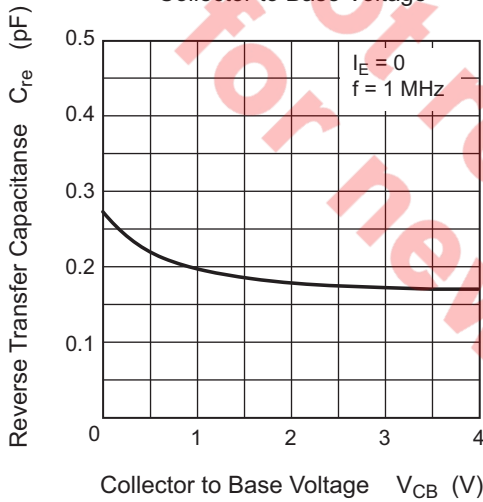
Typical Transfer Characteristics



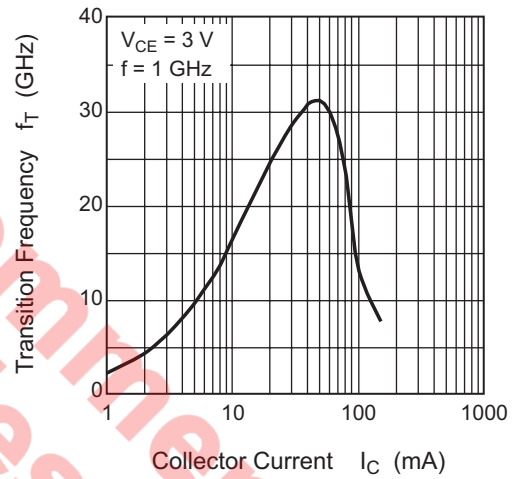
DC Current Transfer Ratio vs. Collector Current



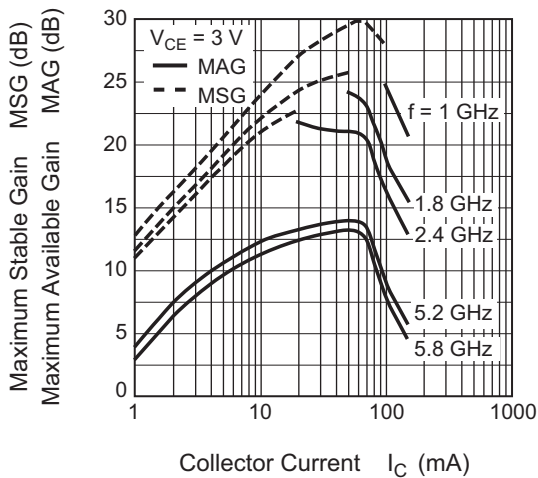
Reverse Transfer Capacitance vs. Collector to Base Voltage



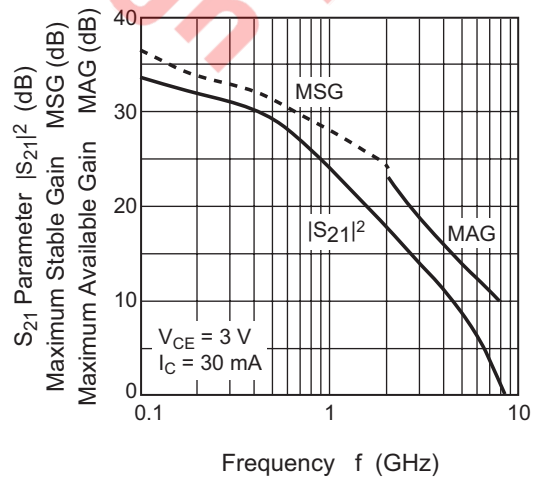
Transition Frequency vs. Collector Current



Maximum Stable Gain, Maximum Available Gain vs. Collector Current

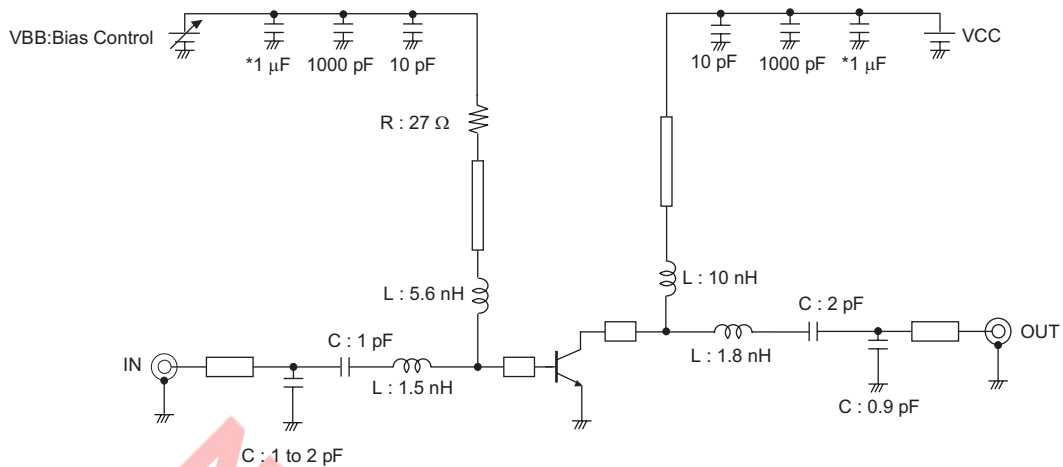


S_{21} Parameter, Maximum Available Gain, Maximum Stable Gain vs. Frequency

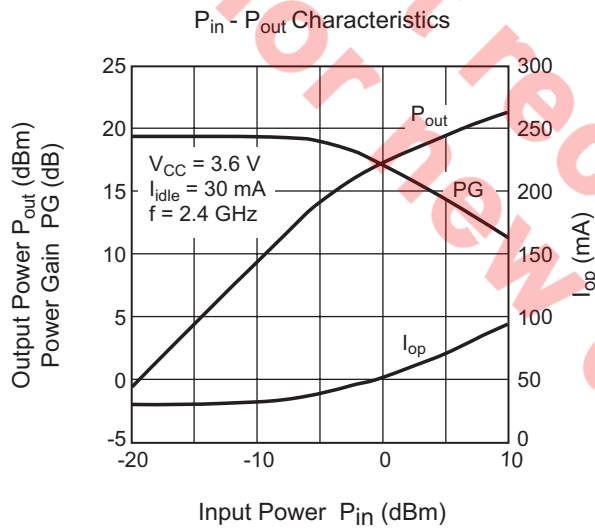


2.4 GHz Characteristics

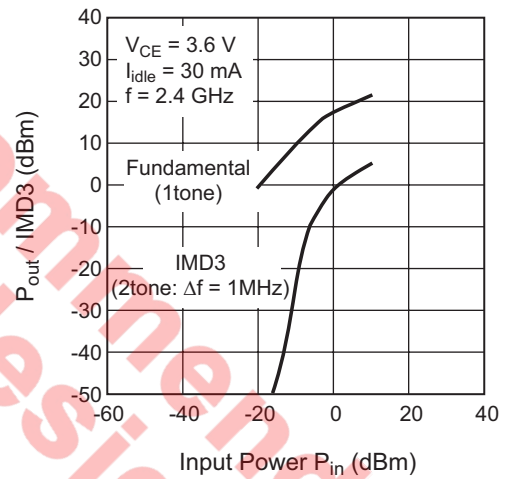
Evaluation Board Circuit



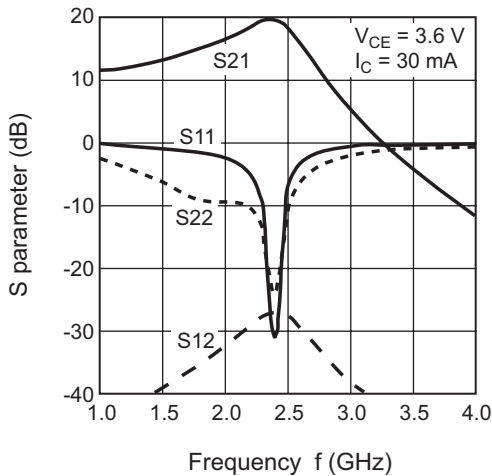
$P_{in} - P_{out}$ Characteristics



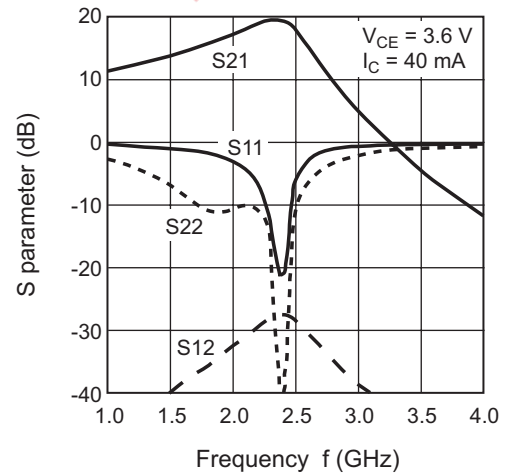
3rd. Order Intermodulation Distortion (IMD3)



S parameter vs. Frequency

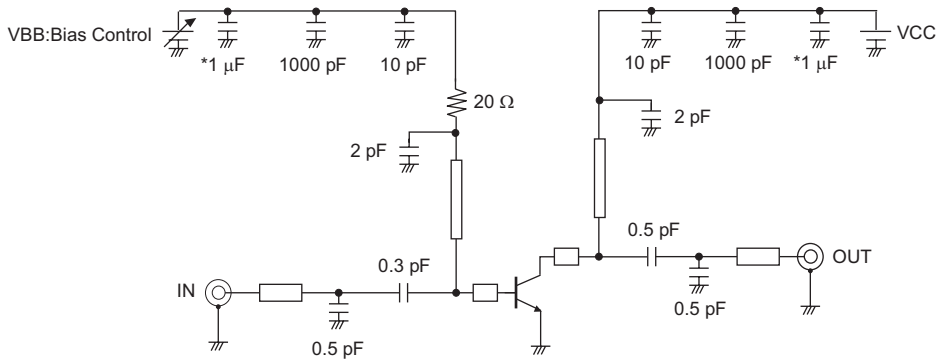


S parameter vs. Frequency

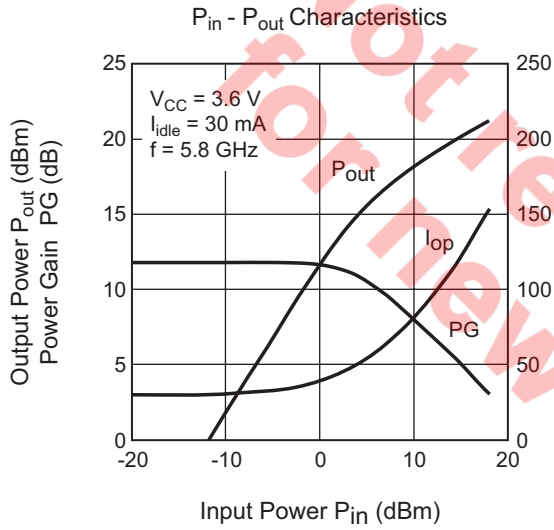


5.8 GHz Characteristics

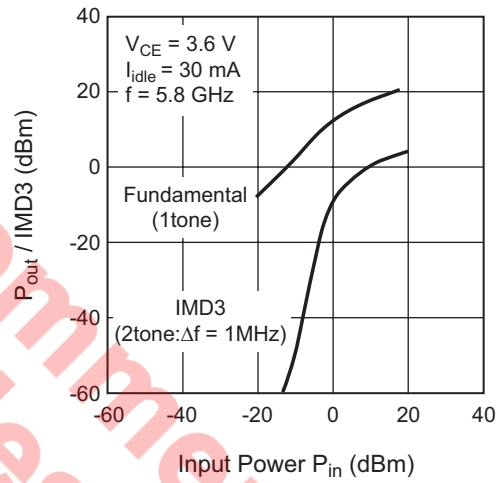
Evaluation Board Circuit



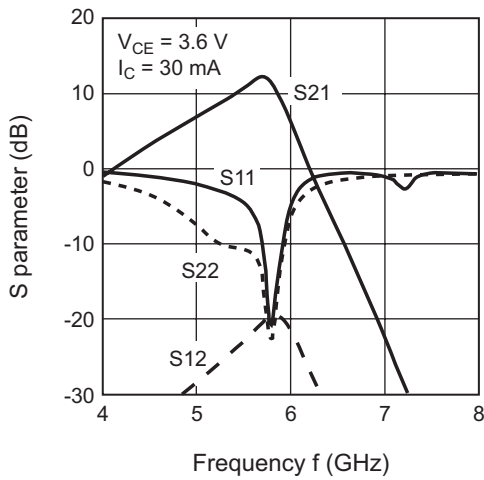
$P_{in} - P_{out}$ Characteristics



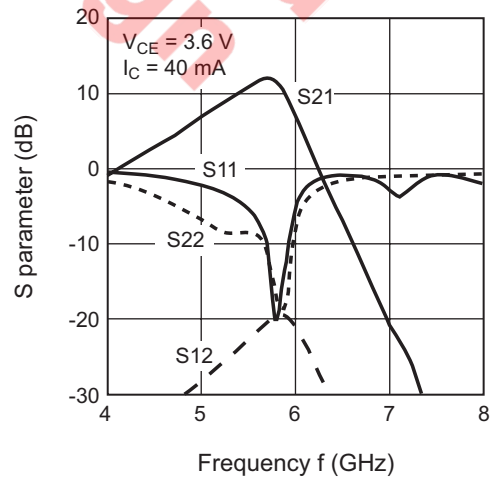
3rd. Order Intermodulation Distortion (IMD3)



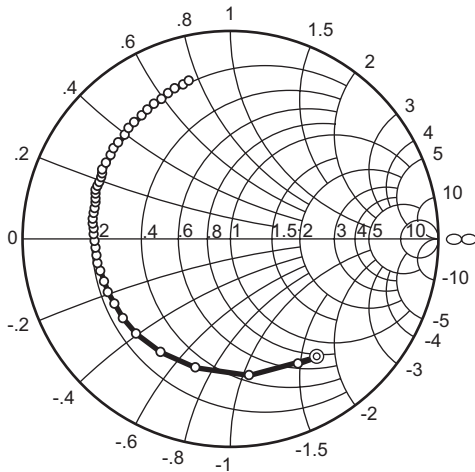
S parameter vs. Frequency



S parameter vs. Frequency

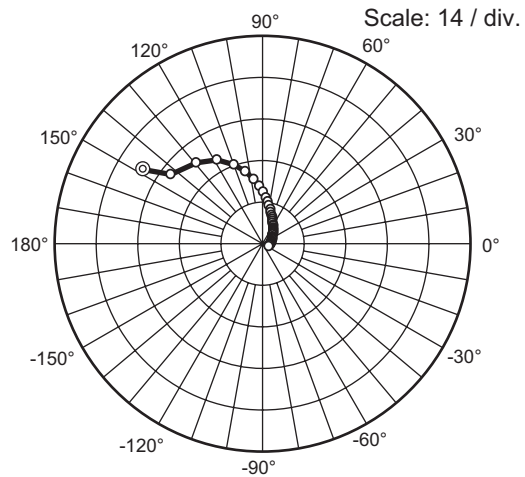


S₁₁ Parameter vs. Frequency



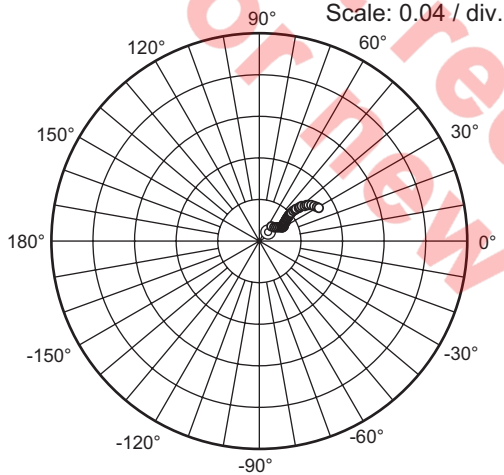
Condition: $V_{CE} = 3\text{ V}$, $I_C = 30\text{ mA}$, $Z_o = 50\ \Omega$
 100 to 3000 MHz (100 MHz Step)
 3200 to 6000 MHz (200 MHz Step)

S₂₁ Parameter vs. Frequency



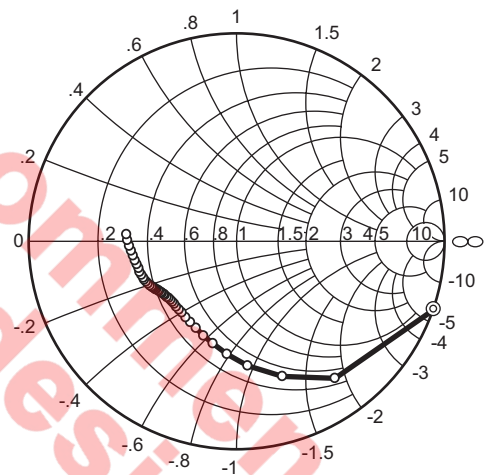
Condition: $V_{CE} = 3\text{ V}$, $I_C = 30\text{ mA}$, $Z_o = 50\ \Omega$
 100 to 3000 MHz (100 MHz Step)
 3200 to 6000 MHz (200 MHz Step)

S₁₂ Parameter vs. Frequency



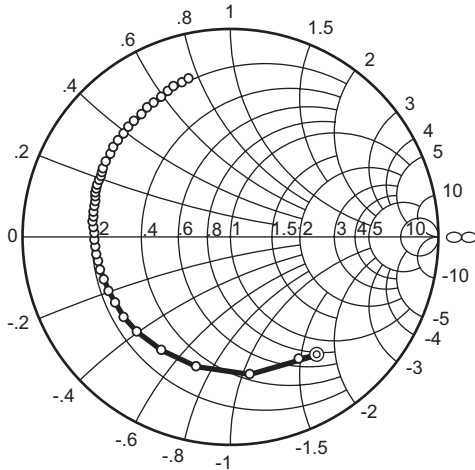
Condition: $V_{CE} = 3\text{ V}$, $I_C = 30\text{ mA}$, $Z_o = 50\ \Omega$
 100 to 3000 MHz (100 MHz Step)
 3200 to 6000 MHz (200 MHz Step)

S₂₂ Parameter vs. Frequency



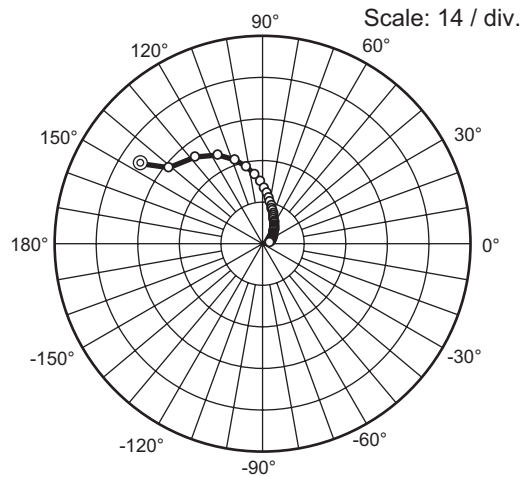
Condition: $V_{CE} = 3\text{ V}$, $I_C = 30\text{ mA}$, $Z_o = 50\ \Omega$
 100 to 3000 MHz (100 MHz Step)
 3200 to 6000 MHz (200 MHz Step)

S₁₁ Parameter vs. Frequency



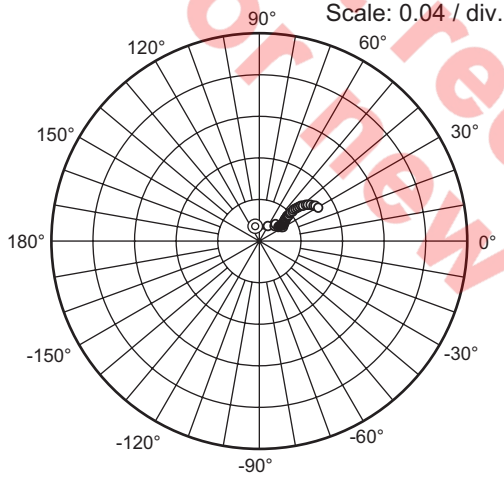
Condition: $V_{CE} = 3.3\text{ V}$, $I_C = 30\text{ mA}$, $Z_o = 50\ \Omega$
 100 to 3000 MHz (100 MHz Step)
 3200 to 6000 MHz (200 MHz Step)

S₂₁ Parameter vs. Frequency



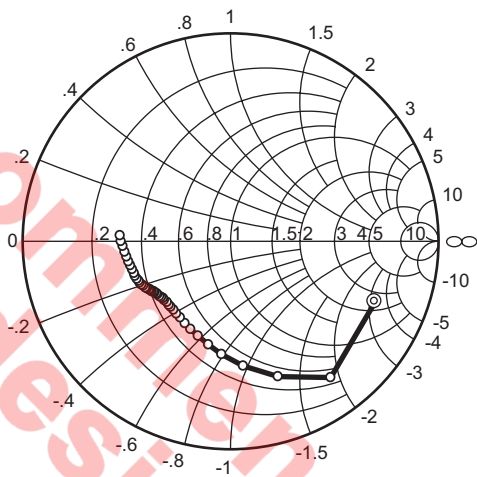
Condition: $V_{CE} = 3.3\text{ V}$, $I_C = 30\text{ mA}$, $Z_o = 50\ \Omega$
 100 to 3000 MHz (100 MHz Step)
 3200 to 6000 MHz (200 MHz Step)

S₁₂ Parameter vs. Frequency



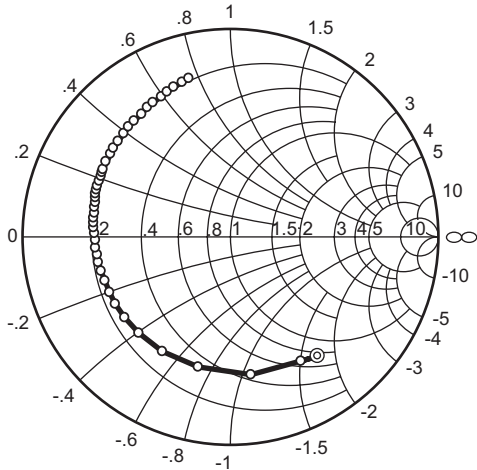
Condition: $V_{CE} = 3.3\text{ V}$, $I_C = 30\text{ mA}$, $Z_o = 50\ \Omega$
 100 to 3000 MHz (100 MHz Step)
 3200 to 6000 MHz (200 MHz Step)

S₂₂ Parameter vs. Frequency



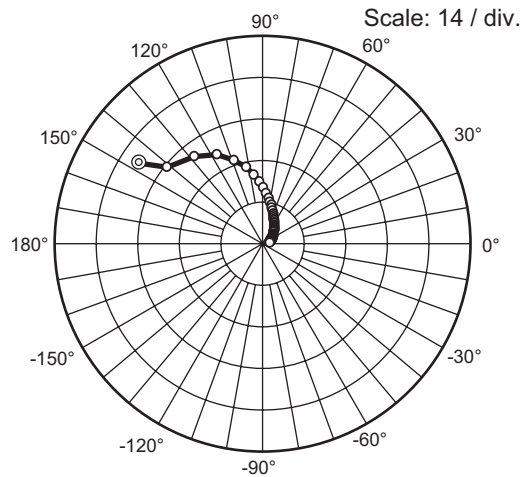
Condition: $V_{CE} = 3.3\text{ V}$, $I_C = 30\text{ mA}$, $Z_o = 50\ \Omega$
 100 to 3000 MHz (100 MHz Step)
 3200 to 6000 MHz (200 MHz Step)

S₁₁ Parameter vs. Frequency



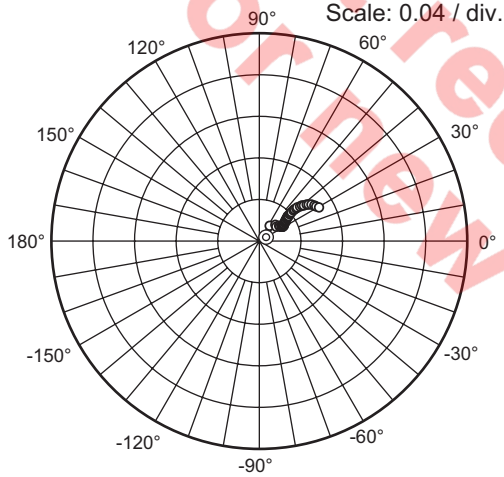
Condition: $V_{CE} = 3.6\text{ V}$, $I_C = 30\text{ mA}$, $Z_o = 50\ \Omega$
 100 to 3000 MHz (100 MHz Step)
 3200 to 6000 MHz (200 MHz Step)

S₂₁ Parameter vs. Frequency



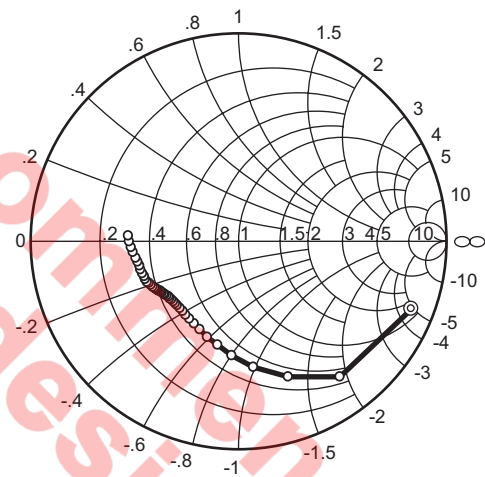
Condition: $V_{CE} = 3.6\text{ V}$, $I_C = 30\text{ mA}$, $Z_o = 50\ \Omega$
 100 to 3000 MHz (100 MHz Step)
 3200 to 6000 MHz (200 MHz Step)

S₁₂ Parameter vs. Frequency



Condition: $V_{CE} = 3.6\text{ V}$, $I_C = 30\text{ mA}$, $Z_o = 50\ \Omega$
 100 to 3000 MHz (100 MHz Step)
 3200 to 6000 MHz (200 MHz Step)

S₂₂ Parameter vs. Frequency



Condition: $V_{CE} = 3.6\text{ V}$, $I_C = 30\text{ mA}$, $Z_o = 50\ \Omega$
 100 to 3000 MHz (100 MHz Step)
 3200 to 6000 MHz (200 MHz Step)

S parameter

(V_{CE} = 3 V, I_C = 30 mA, Z_o = 50 Ω)

f (MHz)	S11		S21		S12		S22	
	MAG	ANG (deg.)	MAG	ANG (deg.)	MAG	ANG (deg.)	MAG	ANG (deg.)
100	0.684	-61.3	47.90	147.5	0.0103	39.8	1.006	-19.0
200	0.708	-53.6	39.45	142.1	0.0168	50.5	0.811	-53.9
300	0.664	-81.8	35.97	128.9	0.0180	41.9	0.685	-71.2
400	0.644	-105.0	32.90	117.8	0.0192	36.7	0.601	-84.9
500	0.638	-121.4	29.04	109.5	0.0214	34.3	0.543	-94.8
600	0.640	-134.8	25.80	102.8	0.0225	31.8	0.505	-102.7
700	0.640	-143.6	22.83	97.7	0.0240	29.2	0.480	-109.5
800	0.640	-150.6	20.30	93.4	0.0238	28.5	0.460	-115.0
900	0.641	-156.5	18.23	89.8	0.0242	30.5	0.447	-119.7
1000	0.641	-161.6	16.44	86.5	0.0249	30.4	0.437	-123.8
1100	0.644	-166.1	15.00	83.6	0.0250	27.9	0.431	-127.3
1200	0.648	-169.8	13.75	80.9	0.0252	29.1	0.427	-130.2
1300	0.649	-173.1	12.70	78.4	0.0258	29.4	0.425	-132.7
1400	0.651	-176.2	11.78	76.0	0.0262	29.7	0.423	-134.9
1500	0.651	-179.2	10.97	73.9	0.0263	30.7	0.423	-136.9
1600	0.656	-177.9	10.23	71.8	0.0270	32.4	0.424	-138.7
1700	0.660	-175.5	9.58	69.9	0.0274	33.0	0.425	-140.3
1800	0.665	-173.5	9.01	68.0	0.0282	33.6	0.427	-141.7
1900	0.667	-171.5	8.52	66.1	0.0285	34.5	0.429	-143.0
2000	0.668	-169.3	8.08	64.1	0.0294	34.3	0.432	-144.1
2100	0.669	-167.1	7.65	62.4	0.0297	35.2	0.435	-145.2
2200	0.673	-164.9	7.27	60.7	0.0304	35.9	0.438	-146.2
2300	0.678	-163.1	6.92	59.2	0.0310	36.5	0.441	-147.3
2400	0.683	-161.5	6.61	57.6	0.0318	37.7	0.444	-148.0
2500	0.687	-160.0	6.32	55.9	0.0327	38.0	0.448	-148.9
2600	0.687	-158.2	6.05	54.2	0.0337	37.6	0.450	-149.6
2700	0.688	-156.4	5.80	52.5	0.0339	38.8	0.454	-150.3
2800	0.689	-154.5	5.57	50.9	0.0348	38.8	0.457	-150.9
2900	0.693	-152.9	5.35	49.5	0.0359	39.4	0.460	-151.6
3000	0.698	-151.5	5.16	48.2	0.0364	39.9	0.463	-152.2
3200	0.702	-148.6	4.80	45.0	0.0381	40.5	0.468	-153.4
3400	0.703	-145.0	4.48	41.8	0.0399	40.5	0.473	-154.6
3600	0.709	-142.1	4.19	39.0	0.0418	40.7	0.477	-156.0
3800	0.712	-139.0	3.95	36.0	0.0436	40.1	0.480	-157.3
4000	0.715	-135.4	3.72	32.7	0.0453	39.9	0.483	-158.9
4200	0.723	-132.3	3.51	29.9	0.0477	39.2	0.485	-160.6
4400	0.726	-129.2	3.33	27.0	0.0489	39.3	0.487	-162.5
4600	0.730	-125.4	3.14	23.7	0.0511	38.3	0.490	-164.8
4800	0.742	-122.4	2.98	20.8	0.0531	37.1	0.493	-167.0
5000	0.747	-119.4	2.84	17.8	0.0555	36.5	0.497	-169.5
5200	0.753	-115.9	2.69	14.5	0.0571	35.1	0.503	-172.1
5400	0.765	-113.0	2.55	11.5	0.0592	33.4	0.509	-174.9
5600	0.773	-110.3	2.43	8.4	0.0612	31.6	0.517	-177.8
5800	0.779	-106.9	2.30	5.3	0.0628	30.0	0.525	-179.3
6000	0.790	-104.5	2.18	2.2	0.0643	28.2	0.534	-176.2

S parameter

 $(V_{CE} = 3.3 \text{ V}, I_C = 30 \text{ mA}, Z_o = 50 \Omega)$

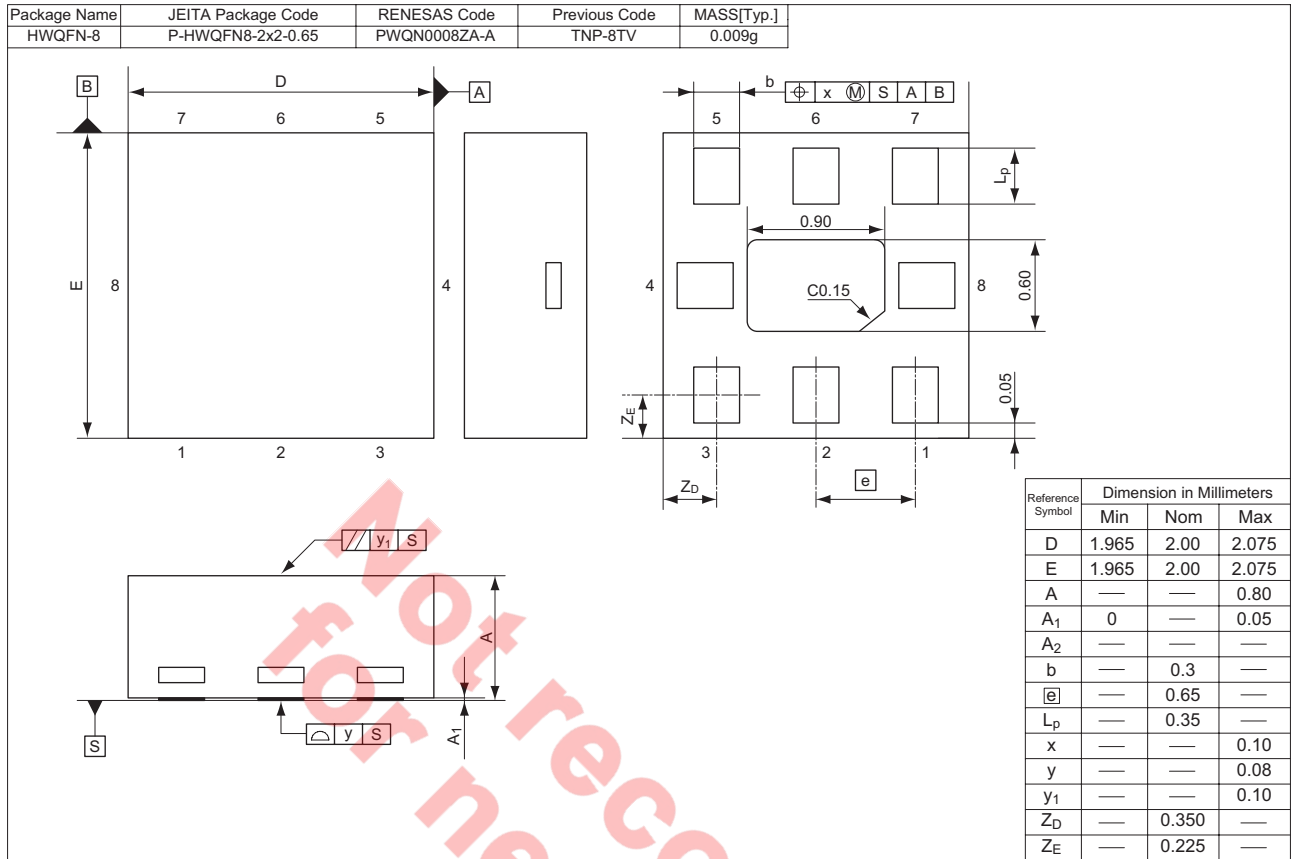
f (MHz)	S11		S21		S12		S22	
	MAG	ANG (deg.)	MAG	ANG (deg.)	MAG	ANG (deg.)	MAG	ANG (deg.)
100	0.674	-60.3	48.82	147.33	0.0124	106.4	0.755	-22.6
200	0.708	-53.6	40.51	141.98	0.0146	57.5	0.814	-53.5
300	0.668	-81.6	36.68	128.82	0.0189	39.9	0.690	-70.4
400	0.646	-104.3	33.30	117.87	0.0211	42.3	0.598	-83.9
500	0.637	-121.1	29.33	109.63	0.0216	34.1	0.544	-94.1
600	0.638	-134.3	26.04	102.93	0.0229	32.8	0.506	-102.0
700	0.640	-143.1	23.01	97.82	0.0234	31.7	0.480	-108.7
800	0.639	-150.2	20.48	93.51	0.0239	29.8	0.460	-114.2
900	0.639	-156.1	18.38	89.85	0.0244	30.0	0.448	-119.1
1000	0.639	-161.2	16.56	86.63	0.0247	28.7	0.436	-123.2
1100	0.643	-165.7	15.11	83.71	0.0248	29.6	0.431	-126.6
1200	0.647	-169.5	13.85	80.95	0.0252	27.6	0.426	-129.5
1300	0.648	-172.8	12.80	78.44	0.0259	30.7	0.424	-132.0
1400	0.649	-175.9	11.87	76.09	0.0258	30.7	0.422	-134.3
1500	0.650	-178.9	11.05	73.89	0.0269	31.0	0.422	-136.4
1600	0.653	-178.2	10.31	71.81	0.0273	32.5	0.423	-138.2
1700	0.658	-175.8	9.66	69.89	0.0276	31.8	0.424	-139.8
1800	0.663	-173.7	9.08	67.99	0.0281	33.4	0.426	-141.2
1900	0.665	-171.7	8.58	66.10	0.0288	34.3	0.428	-142.5
2000	0.667	-169.5	8.14	64.14	0.0294	35.0	0.431	-143.6
2100	0.667	-167.3	7.71	62.39	0.0297	35.5	0.434	-144.8
2200	0.671	-165.1	7.33	60.67	0.0305	35.8	0.437	-145.7
2300	0.676	-163.3	6.97	59.20	0.0311	36.7	0.440	-146.7
2400	0.682	-161.6	6.66	57.56	0.0318	37.6	0.443	-147.6
2500	0.685	-160.1	6.36	55.90	0.0322	37.5	0.447	-148.4
2600	0.685	-158.4	6.10	54.14	0.0337	39.1	0.450	-149.2
2700	0.687	-156.5	5.85	52.44	0.0342	38.8	0.453	-149.8
2800	0.688	-154.7	5.61	50.90	0.0348	39.2	0.456	-150.6
2900	0.692	-153.1	5.39	49.52	0.0355	39.3	0.459	-151.2
3000	0.696	-151.6	5.19	48.15	0.0361	39.5	0.462	-151.8
3200	0.701	-148.7	4.84	44.97	0.0380	40.5	0.467	-153.0
3400	0.702	-145.2	4.51	41.72	0.0397	40.5	0.472	-154.2
3600	0.708	-142.3	4.22	39.02	0.0414	40.1	0.476	-155.6
3800	0.710	-139.2	3.98	35.99	0.0437	41.0	0.479	-156.9
4000	0.714	-135.5	3.75	32.71	0.0458	40.5	0.483	-158.5
4200	0.722	-132.4	3.54	29.88	0.0477	39.9	0.484	-160.3
4400	0.724	-129.4	3.35	26.99	0.0490	38.8	0.487	-162.2
4600	0.729	-125.5	3.17	23.61	0.0509	38.5	0.489	-164.4
4800	0.740	-122.4	3.01	20.69	0.0530	37.5	0.493	-166.7
5000	0.746	-119.5	2.86	17.76	0.0554	36.7	0.497	-169.1
5200	0.752	-115.9	2.71	14.45	0.0573	35.6	0.502	-171.7
5400	0.764	-113.1	2.57	11.42	0.0592	33.8	0.509	-174.6
5600	0.773	-110.4	2.45	8.38	0.0614	31.9	0.516	-177.5
5800	0.778	-107.0	2.32	5.20	0.0623	30.6	0.524	179.6
6000	0.789	-104.5	2.19	2.09	0.0639	28.1	0.534	176.6

S parameter

 $(V_{CE} = 3.6 \text{ V}, I_C = 30 \text{ mA}, Z_o = 50 \Omega)$

f (MHz)	S11		S21		S12		S22	
	MAG	ANG (deg.)	MAG	ANG (deg.)	MAG	ANG (deg.)	MAG	ANG (deg.)
100	0.686	-60.1	49.50	147.35	0.0070	30.5	0.897	-21.2
200	0.713	-53.6	41.32	141.93	0.0155	53.8	0.815	-52.9
300	0.669	-81.1	37.11	128.90	0.0200	42.6	0.690	-69.6
400	0.645	-103.8	33.55	118.06	0.0199	37.3	0.605	-83.3
500	0.637	-120.5	29.52	109.81	0.0221	34.8	0.546	-93.3
600	0.638	-133.6	26.17	103.15	0.0222	31.6	0.507	-101.4
700	0.638	-142.5	23.13	98.02	0.0238	30.5	0.481	-108.1
800	0.637	-149.7	20.59	93.66	0.0239	28.3	0.461	-113.7
900	0.638	-155.6	18.47	90.02	0.0243	28.8	0.447	-118.4
1000	0.638	-160.8	16.65	86.77	0.0245	29.0	0.437	-122.5
1100	0.642	-165.3	15.20	83.83	0.0251	29.2	0.431	-125.9
1200	0.645	-169.1	13.93	81.07	0.0256	29.2	0.427	-129.0
1300	0.645	-172.4	12.87	78.55	0.0253	30.2	0.424	-131.4
1400	0.648	-175.6	11.94	76.19	0.0263	30.9	0.423	-133.8
1500	0.648	-178.6	11.11	73.98	0.0268	30.6	0.422	-135.8
1600	0.652	-178.5	10.37	71.89	0.0271	32.1	0.423	-137.7
1700	0.657	-176.1	9.71	69.97	0.0274	32.5	0.424	-139.3
1800	0.662	-174.0	9.13	68.06	0.0279	33.0	0.426	-140.7
1900	0.664	-171.9	8.62	66.16	0.0287	33.5	0.428	-142.1
2000	0.665	-169.8	8.18	64.18	0.0292	34.2	0.431	-143.2
2100	0.666	-167.5	7.75	62.44	0.0298	34.7	0.433	-144.3
2200	0.670	-165.3	7.37	60.71	0.0306	35.9	0.436	-145.4
2300	0.675	-163.5	7.01	59.24	0.0310	36.8	0.439	-146.3
2400	0.680	-161.9	6.69	57.59	0.0316	36.8	0.443	-147.1
2500	0.684	-160.4	6.40	55.92	0.0322	37.7	0.446	-148.0
2600	0.683	-158.7	6.13	54.16	0.0335	38.0	0.450	-148.8
2700	0.684	-156.8	5.88	52.46	0.0338	39.0	0.453	-149.5
2800	0.686	-154.9	5.64	50.91	0.0345	39.3	0.455	-150.1
2900	0.691	-153.2	5.42	49.54	0.0349	39.4	0.459	-150.8
3000	0.695	-151.8	5.22	48.16	0.0364	39.8	0.462	-151.4
3200	0.700	-148.9	4.86	44.99	0.0383	40.4	0.467	-152.5
3400	0.700	-145.3	4.53	41.72	0.0399	40.5	0.472	-153.9
3600	0.706	-142.4	4.24	39.01	0.0420	40.3	0.476	-155.2
3800	0.709	-139.3	4.00	36.00	0.0430	40.9	0.479	-156.6
4000	0.713	-135.6	3.77	32.71	0.0452	40.3	0.482	-158.1
4200	0.721	-132.6	3.56	29.88	0.0471	40.2	0.485	-159.9
4400	0.723	-129.5	3.37	26.99	0.0489	39.2	0.487	-161.8
4600	0.728	-125.6	3.18	23.59	0.0510	38.4	0.489	-164.0
4800	0.739	-122.6	3.02	20.67	0.0527	37.6	0.492	-166.4
5000	0.745	-119.7	2.87	17.72	0.0551	36.4	0.496	-168.8
5200	0.751	-116.1	2.72	14.42	0.0573	35.6	0.502	-171.4
5400	0.762	-113.2	2.58	11.39	0.0590	33.7	0.509	-174.3
5600	0.771	-110.4	2.46	8.34	0.0610	32.0	0.516	-177.2
5800	0.777	-107.1	2.33	5.17	0.0624	30.4	0.524	-179.8
6000	0.788	-104.7	2.21	2.04	0.0638	28.5	0.533	-176.8

Package Dimensions



Ordering Information

Part Name	Quantity	Shipping Container
HSG2004TB-E	2000 pcs.	φ178 mm Reel, 8 mm Emboss Taping

Note: Therefore especially small contact area of terminal, miss contact may occur if inadequate soldering condition is applied.

Contact Renesas sales office for any question regarding recommended soldering condition of Renesas.

Keep safety first in your circuit designs!

1. Renesas Technology Corp. puts the maximum effort into making semiconductor products better and more reliable, but there is always the possibility that trouble may occur with them. Trouble with semiconductors may lead to personal injury, fire or property damage. Remember to give due consideration to safety when making your circuit designs, with appropriate measures such as (i) placement of substitutive, auxiliary circuits, (ii) use of nonflammable material or (iii) prevention against any malfunction or mishap.

Notes regarding these materials

1. These materials are intended as a reference to assist our customers in the selection of the Renesas Technology Corp. product best suited to the customer's application; they do not convey any license under any intellectual property rights, or any other rights, belonging to Renesas Technology Corp. or a third party.
2. Renesas Technology Corp. assumes no responsibility for any damage, or infringement of any third-party's rights, originating in the use of any product data, diagrams, charts, programs, algorithms, or circuit application examples contained in these materials.
3. All information contained in these materials, including product data, diagrams, charts, programs and algorithms represents information on products at the time of publication of these materials, and are subject to change by Renesas Technology Corp. without notice due to product improvements or other reasons. It is therefore recommended that customers contact Renesas Technology Corp. or an authorized Renesas Technology Corp. product distributor for the latest product information before purchasing a product listed herein.
The information described here may contain technical inaccuracies or typographical errors.
Renesas Technology Corp. assumes no responsibility for any damage, liability, or other loss rising from these inaccuracies or errors.
Please also pay attention to information published by Renesas Technology Corp. by various means, including the Renesas Technology Corp. Semiconductor home page (<http://www.renesas.com>).
4. When using any or all of the information contained in these materials, including product data, diagrams, charts, programs, and algorithms, please be sure to evaluate all information as a total system before making a final decision on the applicability of the information and products. Renesas Technology Corp. assumes no responsibility for any damage, liability or other loss resulting from the information contained herein.
5. Renesas Technology Corp. semiconductors are not designed or manufactured for use in a device or system that is used under circumstances in which human life is potentially at stake. Please contact Renesas Technology Corp. or an authorized Renesas Technology Corp. product distributor when considering the use of a product contained herein for any specific purposes, such as apparatus or systems for transportation, vehicular, medical, aerospace, nuclear, or undersea repeater use.
6. The prior written approval of Renesas Technology Corp. is necessary to reprint or reproduce in whole or in part these materials.
7. If these products or technologies are subject to the Japanese export control restrictions, they must be exported under a license from the Japanese government and cannot be imported into a country other than the approved destination.
Any diversion or reexport contrary to the export control laws and regulations of Japan and/or the country of destination is prohibited.
8. Please contact Renesas Technology Corp. for further details on these materials or the products contained therein.



RENESAS SALES OFFICES

<http://www.renesas.com>

Refer to "<http://www.renesas.com/en/network>" for the latest and detailed information.

Renesas Technology America, Inc.

450 Holger Way, San Jose, CA 95134-1368, U.S.A
Tel: <1> (408) 382-7500, Fax: <1> (408) 382-7501

Renesas Technology Europe Limited

Dukes Meadow, Millboard Road, Bourne End, Buckinghamshire, SL8 5FH, U.K.
Tel: <44> (1628) 585-100, Fax: <44> (1628) 585-900

Renesas Technology (Shanghai) Co., Ltd.

Unit 204, 205, AZIAcenter, No.1233 Lujiazui Ring Rd, Pudong District, Shanghai, China 200120
Tel: <86> (21) 5877-1818, Fax: <86> (21) 6887-7898

Renesas Technology Hong Kong Ltd.

7th Floor, North Tower, World Finance Centre, Harbour City, 1 Canton Road, Tsimshatsui, Kowloon, Hong Kong
Tel: <852> 2265-6688, Fax: <852> 2730-6071

Renesas Technology Taiwan Co., Ltd.

10th Floor, No.99, Fushing North Road, Taipei, Taiwan
Tel: <886> (2) 2715-2888, Fax: <886> (2) 2713-2999

Renesas Technology Singapore Pte. Ltd.

1 Harbour Front Avenue, #06-10, Keppel Bay Tower, Singapore 098632
Tel: <65> 6213-0200, Fax: <65> 6278-8001

Renesas Technology Korea Co., Ltd.

Kukje Center Bldg. 18th Fl., 191, 2-ka, Hangang-ro, Yongsan-ku, Seoul 140-702, Korea
Tel: <82> (2) 796-3115, Fax: <82> (2) 796-2145

Renesas Technology Malaysia Sdn. Bhd

Unit 906, Block B, Menara Amcorp, Amcorp Trade Centre, No.18, Jalan Persiaran Barat, 46050 Petaling Jaya, Selangor Darul Ehsan, Malaysia
Tel: <603> 7955-9390, Fax: <603> 7955-9510