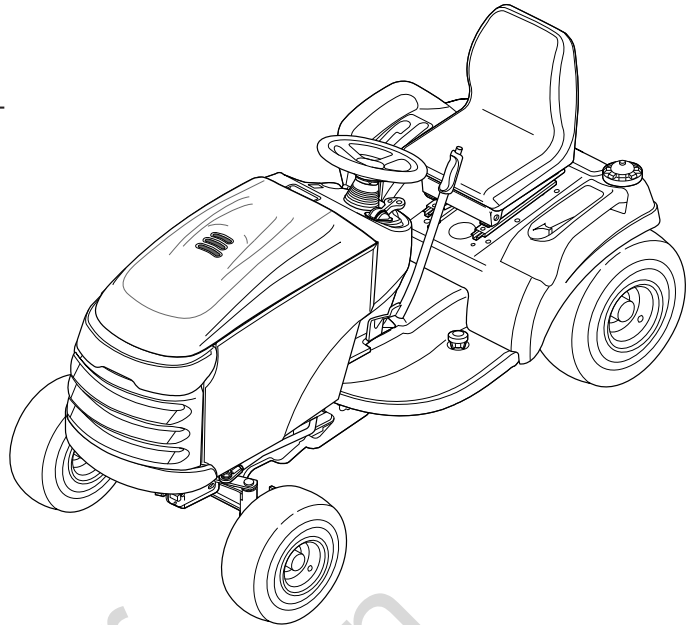




# Parts Manual



## Conquest / 1700 / 2700 Series Yard Tractors & Mower Decks RMO

### 20HP Product

**Mfg. No. Description**

1694746 Conquest, 20HP Hydro RMO  
1694747 1720H, 20HP Hydro RMO  
1694752 2720H, 20HP Hydro RMO

### 22HP Product

**Mfg. No. Description**

1694624 Conquest, 22HP Hydro RMO  
1694625 Conquest, 22HP Hydro RMO (CE/Export)  
1694626 1722H, 22HP Hydro RMO  
1694628 2722H, 22HP Hydro RMO  
2690264 Conquest, 22HP Hydro RMO and 54" Mower Deck  
2690272 2722H, 22HP Hydro RMO and 54" Mower Deck

### 23HP Product

**Mfg. No. Description**

1694816 Conquest, 23HP Hydro RMO (CE/Export)  
1694818 1723H, 23HP Hydro RMO  
1694819 Conquest, 23HP Hydro RMO  
1694820 2723H, 23HP Hydro RMO  
2690414 Conquest, 23HP Hydro RMO and 54" Mower Deck  
2690415 Conquest, 23HP Hydro RMO and 50" Mower Deck  
2690417 2723H, 23HP Hydro RMO and 54" Mower Deck  
2690702 Conquest, 23HP Hydro RMO and 50" Mower Deck (CE/Export)

### Mower Decks

**Mfg. No. Description**

1694038 44" Mower Deck  
1694044 44" Mower Deck  
1694173 44" Mower Deck (CE/Export)  
1694039 50" Mower Deck  
1694045 50" Mower Deck  
1694174 50" Mower Deck (CE/Export)  
1694366 54" Mower Deck  
1694367 54" Mower Deck

1731172

Rev. B

TP 400-4204-B-CQ-SMA

Not for  
Reproduction

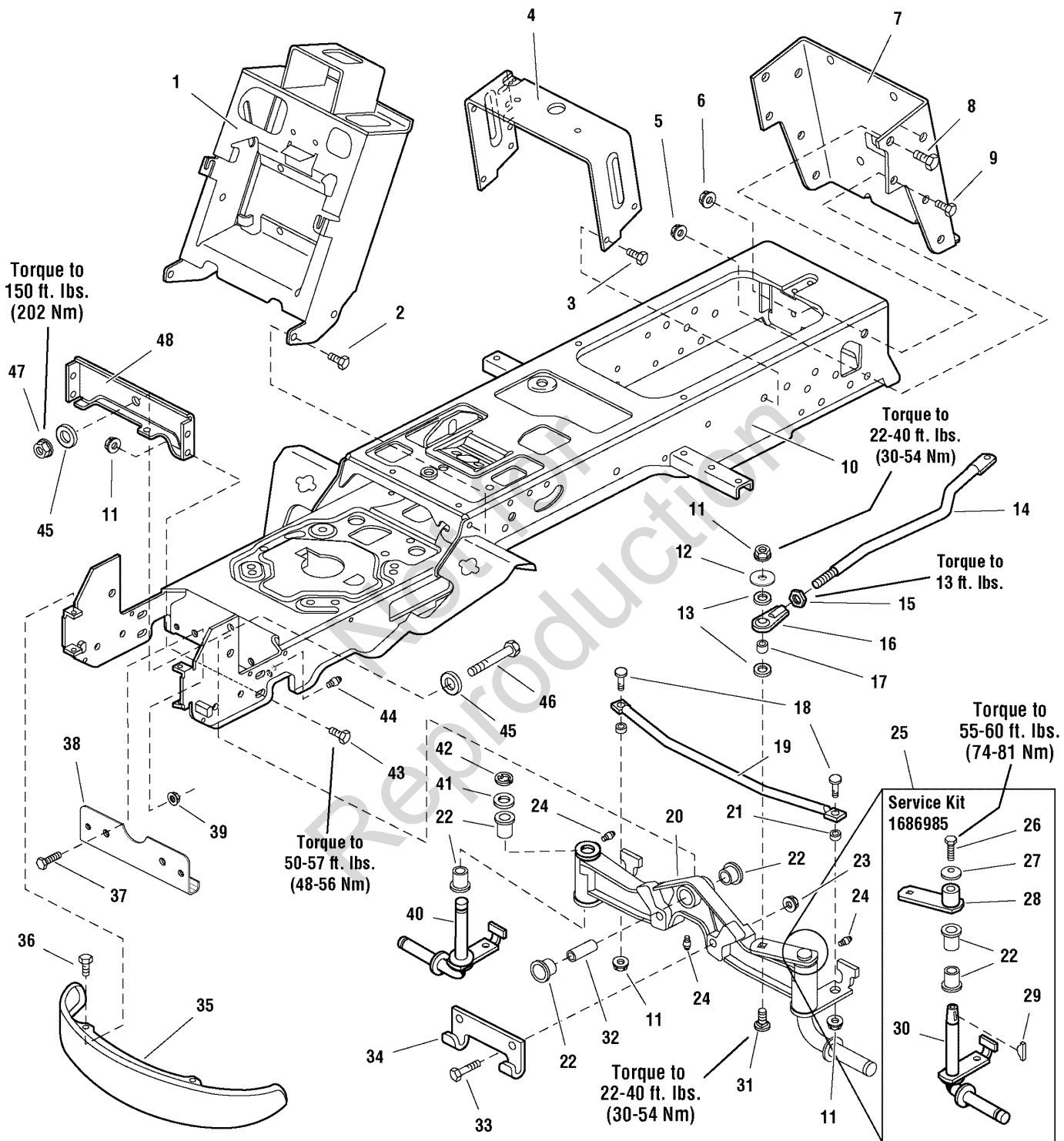
<b>PRODUCT COMPONENTS</b>	<b>PAGES</b>
Frame Group - Manual Steering .....	4
Steering Group - Manual Steering .....	8
Engine & Electric Clutch Group - 20HP Briggs & Stratton .....	10
Engine Group - 20HP, 22HP & 23HP Briggs & Stratton, Vanguard Twin .....	12
Transmission Group .....	14
Transmission SERVICE PARTS - Tuff Torq K-66L .....	18
Controls Group .....	24
Cruise Control Group .....	28
Electrical Group .....	30
Hood, Grille & Dash Group .....	34
Seat & Seat Deck Group .....	36
Lift Group - Manual Lift .....	38
Wheels & Tires Group .....	40
Decals Group - Brand & Model .....	42
Decals Group - Safety & Common .....	44
44" Mower Deck - Belt, Idler Arm & Hitch .....	46
44" Mower Deck - Height Adjustment & Roller Bar .....	48
44" Mower Deck - Housing, Arbors & Blades .....	52
50" Mower Deck - Clutch & Support .....	56
50" Mower Deck - Height Adjustment & Roller Bar .....	58
50" Mower Deck - Housing, Arbors & Blades Group .....	62
54" Mower Deck - Drive Group .....	66
54" Mower Deck - Height Adjustment & Roller Bar Group .....	68
54" Mower Deck - Housing, Arbors & Blades Group .....	72
<b>Torque Specification Chart .....</b>	<b>Inside Back Cover</b>

Not for  
Reproduction

# Frame Group - Manual Steering

986747

NOTE: Unless noted otherwise, use the standard hardware torque specification chart.



**The above parts group applies to the following Mfg. Nos.:**

- |                    |                    |                    |
|--------------------|--------------------|--------------------|
| 1694624 - Conquest | 1694752 - 2720H    | 2690272 - 2722H    |
| 1694625 - Conquest | 1694816 - Conquest | 2690414 - Conquest |
| 1694626 - 1722H    | 1694818 - 1723H    | 2690415 - Conquest |
| 1694628 - 2722H    | 1694819 - Conquest | 2690417 - 2723H    |
| 1694746 - Conquest | 1694820 - 2723H    | 2690702 - Conquest |
| 1694747 - 1720H    | 2690264 - Conquest |                    |

## Frame Group - Manual Steering

REF NO	PART NO.	QTY.	DESCRIPTION
1	1733139ASM	1	TOWER & SUPPORT ASSEMBLY
2	1923683SM	4	CAPSCREW, Hex Washer Head Taptite, 3/8-16 x 3/4
3	1960541SM	4	CAPSCREW, Hex Washer Head Taptite, 5/16-18 x 3/4
4	1723528ASM	1	SUPPORT, Seat Deck
5	1928352SM	2	NUT, Hex Flange 3/8-16 Whiz Lock, Large
6	1930644SM	2	NUT, Hex Flange Two-Way Lock, 1/2-13
7	1722602ASM	1	BACKPLATE
8	1923114SM	2	CAPSCREW, Hex Head 1/2-13 x 1, Black
9	1921210SM	2	CAPSCREW, Hex Head 3/8-16 x 1, Black
10	1726989ASM	1	FRAME ASSEMBLY, Front & Rear
11	1930645SM	7	NUT, Hex Flange Two-Way Lock, 3/8-16
12	1922755SM	1	WASHER, 3/8, Black
13	1960103SM	2	WASHER, 3/8, Black
14	1722541SM	1	LINK, Drag
15	1919262SM	1	NUT, Hex Jam 1/2-20
16	1702779SM	1	JOINT, Ball
17	1708236SM	1	SPACER, 3/8 x 1/2 x 5/8
18	1931350SM	2	CARRIAGE BOLT, 3/8-16 x 1
19	1722626ASM	1	ROD, Tie
20	1722200ASM	1	AXLE ASSEMBLY w/LH Spindle (Includes Ref. Nos. 22, 24, 41, 42 & 43)
21	1611705SM	2	SPACER, 25/64 x 5/8 x 5/16, Powder Metal
22	1721682SM	6	BUSHING, 31/32 x 1-1/4 x 3/4, Powder Metal
23	1930650SM	2	NUT, Hex Flange Two-Way Lock, 7/16-14
24	2821133SM	3	FITTING, Lube
25	1686985SM	1	SPINDLE REPLACEMENT KIT, LH (Includes Ref. Nos. 22, 26, 27, 28, 29 & 30)
26	2823485SM	1	CAPSCREW, 3/8-16 x 7/8, GR8
27	1663151SM	1	WASHER, Spring, 3/8
28	1725112SM	1	HUB & ARM ASSEMBLY
29	2830671SM	1	KEY, Woodruff
30	1724264SM	1	SPINDLE, LH
31	1931352SM	1	CARRIAGE BOLT, 3/8-16 x 1-1/2
32	1721752SM	1	SPACER, 11/16 x 21/32 x 2 3/32
33	1927531SM	2	CAPSCREW, Hex Head, 7/16-14 x 2 G8
34	1721918ASM	1	HOOK, "J"
35	1721805ASM	1	BUMPER, Black
35	1723502SM	1	BUMPER, Chrome
36	1960086SM	4	SCREW, Truss Head Torque Drive, 5/16-18 x 7/8
37	1930591SM	2	CAPSCREW, Hex Whiz Lock, 5/16-18 x 3/4
38	1724801ASM	1	PLATE, Axle Wear
39	1931277SM	2	NUT, Hex Flange Whiz Lick, 5/16-18

### Footnotes

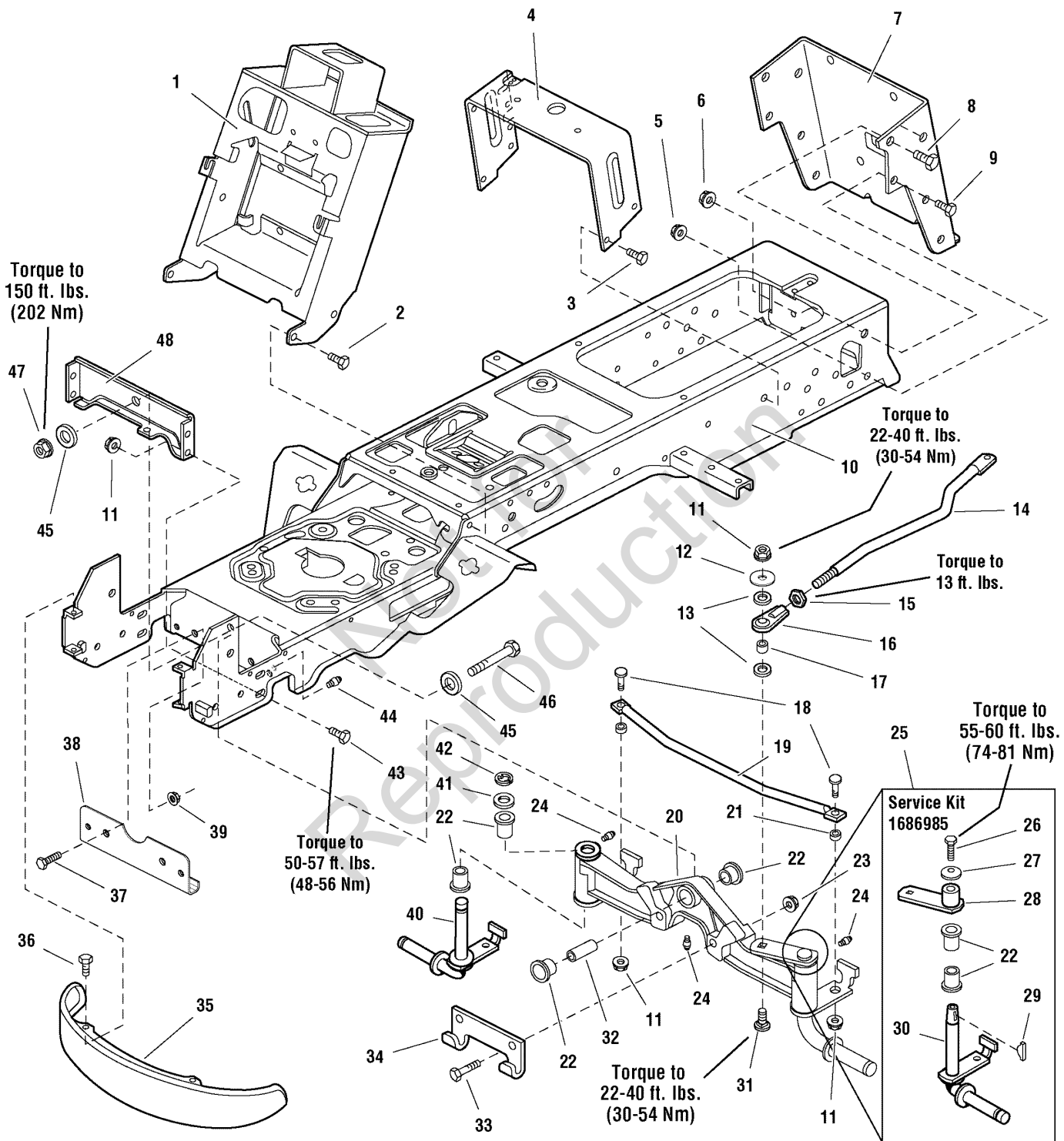
#### The above parts group applies to the following Mfg. Nos.:

1694624 - Conquest	1694752 - 2720H	2690272 - 2722H
1694625 - Conquest	1694816 - Conquest	2690414 - Conquest
1694626 - 1722H	1694818 - 1723H	2690415 - Conquest
1694628 - 2722H	1694819 - Conquest	2690417 - 2723H
1694746 - Conquest	1694820 - 2723H	2690702 - Conquest
1694747 - 1720H	2690264 - Conquest	

# Frame Group - Manual Steering

986747

NOTE: Unless noted otherwise, use the standard hardware torque specification chart.



**The above parts group applies to the following Mfg. Nos.:**

- |                    |                    |                    |
|--------------------|--------------------|--------------------|
| 1694624 - Conquest | 1694752 - 2720H    | 2690272 - 2722H    |
| 1694625 - Conquest | 1694816 - Conquest | 2690414 - Conquest |
| 1694626 - 1722H    | 1694818 - 1723H    | 2690415 - Conquest |
| 1694628 - 2722H    | 1694819 - Conquest | 2690417 - 2723H    |
| 1694746 - Conquest | 1694820 - 2723H    | 2690702 - Conquest |
| 1694747 - 1720H    | 2690264 - Conquest |                    |

## Frame Group - Manual Steering

REF NO	PART NO.	QTY.	DESCRIPTION
40	1722199SM	1	SPINDLE, RH
41	1919394SM	1	WASHER
42	2832577SM	1	RETAINING RING
43	1933260SM	4	CAPSCREW, Hex Flange Whiz Lock, 3/8-16 x 3/4
44	2821133SM	2	FITTING, Grease for Wear Plate
45	1960035SM	2	WASHER, 5/8
46	2860645SM	1	CAPSCREW, Hex Head, 5/8-11 x 3-1/2
47	2860646SM	1	NUT, Hex Flange Two-Way Lock, 5/8-11
48	1722212ASM	1	PLATE, Axle

Not for  
Reproduction

### Footnotes

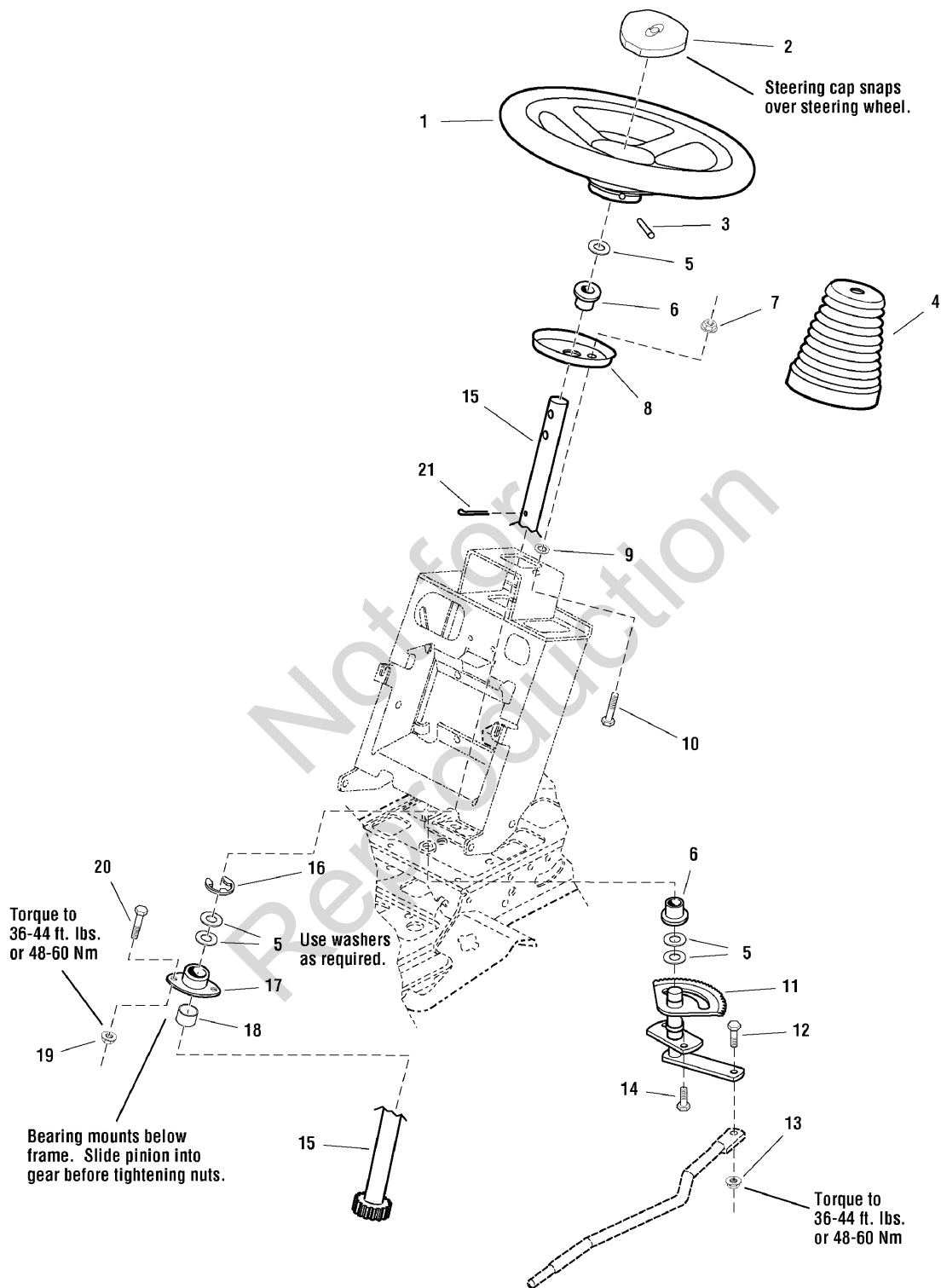
**The above parts group applies to the following Mfg. Nos.:**

1694624 - Conquest	1694752 - 2720H	2690272 - 2722H
1694625 - Conquest	1694816 - Conquest	2690414 - Conquest
1694626 - 1722H	1694818 - 1723H	2690415 - Conquest
1694628 - 2722H	1694819 - Conquest	2690417 - 2723H
1694746 - Conquest	1694820 - 2723H	2690702 - Conquest
1694747 - 1720H	2690264 - Conquest	

# Steering Group - Manual Steering

985890

**NOTE:** Unless noted otherwise, use the standard hardware torque specification chart.



**The above parts group applies to the following Mfg. Nos.:**

1694624 - Conquest	1694752 - 2720H	2690272 - 2722H
1694625 - Conquest	1694816 - Conquest	2690414 - Conquest
1694626 - 1722H	1694818 - 1723H	2690415 - Conquest
1694628 - 2722H	1694819 - Conquest	2690417 - 2723H
1694746 - Conquest	1694820 - 2723H	2690702 - Conquest
1694747 - 1720H	2690264 - Conquest	



## Steering Group - Manual Steering

REF NO	PART NO.	QTY.	DESCRIPTION
1	1722318SM	1	STEERING WHEEL, Straight, Shaft
2	1722319SM	1	CAP, Steering Wheel, SMI Logo
2	1725024SM	1	CAP, Steering Wheel, Plain
3	1960540SM	1	PIN, Spring, 5/16 x 2-1/2
4	1722749SM	1	COVER, Rubber, Upper Steering Shaft
5	1960114SM	5	WASHER, 3/4
6	2176440SM	2	BUSHING, 15/32 x 7/8 x 7/8, Nylon
7	1960636SM	2	NUT, Hex KEPS 5/6-18
8	1721736ASM	1	PLATE, Mounting Steering
9	1933988SM	2	NUT, Push
10	1960655SM	2	CARRIAGE BOLT, 5/16-18 x 1-1/4
11	1724470ASM	1	GEAR & SHAFT ASSEMBLY, Steering
12	1960032SM	1	CAPSCREW, Hex Head, 3/8-16 x 1-1/4, Black
13	1930645SM	1	NUT, Hex Flange Two-Way Lock, 3/8-16
14	1664847SM	2	CAPSCREW, Hex Washer Head Taptite, 5/16-18 x 3/4
15	1721626SM	1	SHAFT & PINION ASSEMBLY, Steering Manual
16	1611710SM	1	RING, Clipping Extension
17	1722459SM	1	BEARING, 3/4 x 1-11/16 x 13/16, 3" Long Housing
18	1722461SM	1	SPACER, 3/4 x 1-1/16 x 3/8, Powder Metal
19	1931211SM	2	NUT, Hex Flange Whiz Lock, 3/8-16, Small
20	1933260SM	2	CAPSCREW, Hex Whiz Lock Flange, 3/8-16 x 3/4, Black
21	1960033SM	1	CLIP, Hairpin

Not for  
Reproduction

### Footnotes

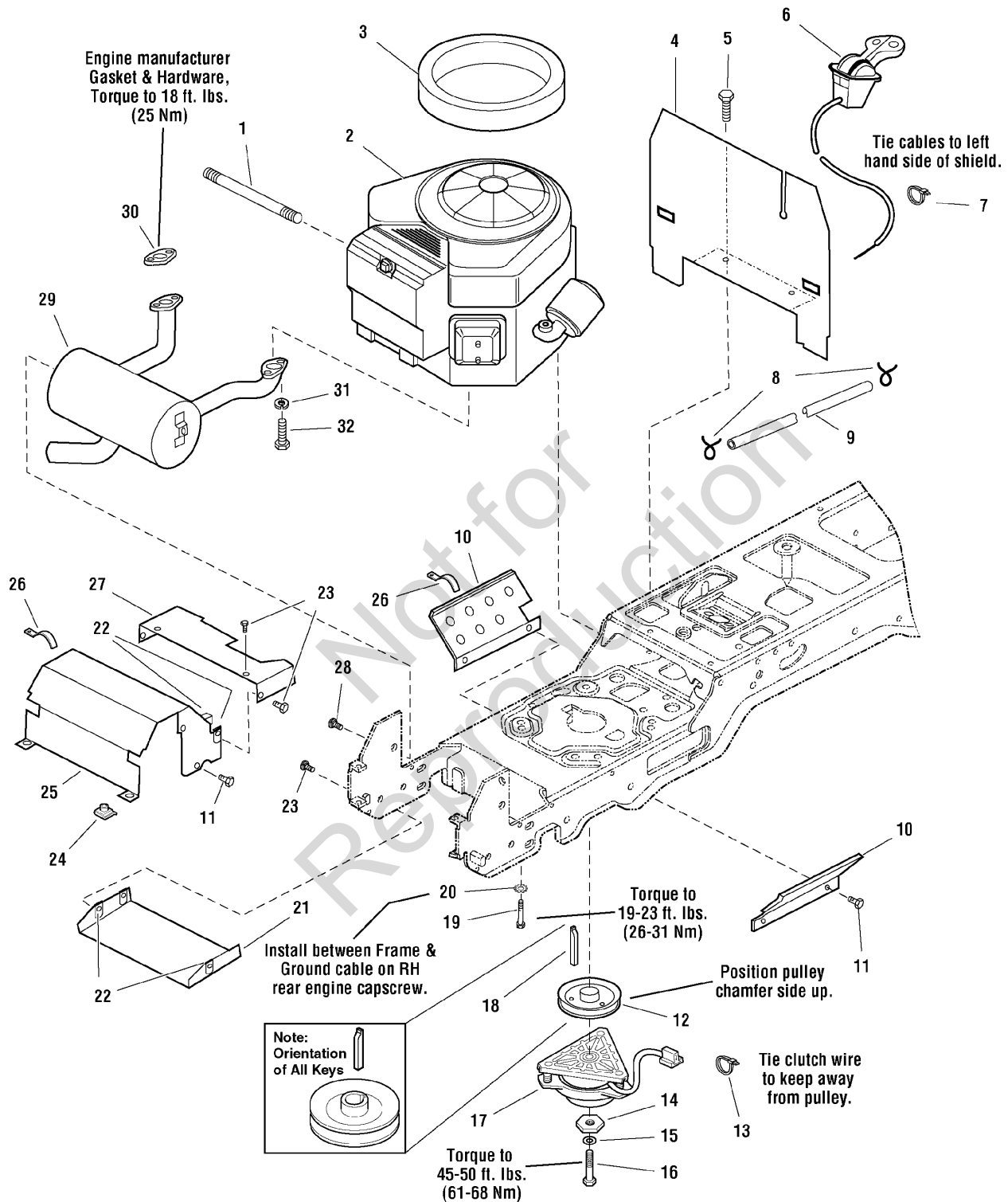
**The above parts group applies to the following Mfg. Nos.:**

1694624 - Conquest	1694752 - 2720H	2690272 - 2722H
1694625 - Conquest	1694816 - Conquest	2690414 - Conquest
1694626 - 1722H	1694818 - 1723H	2690415 - Conquest
1694628 - 2722H	1694819 - Conquest	2690417 - 2723H
1694746 - Conquest	1694820 - 2723H	2690702 - Conquest
1694747 - 1720H	2690264 - Conquest	

# Engine & Electric Clutch Group - 20HP Briggs & Stratton

985904

**NOTE:** Unless noted otherwise, use the standard hardware torque specification chart.



**The above parts group applies to the following Mfg. Nos.:**

- 1694625 - Conquest
- 1694746 - Conquest
- 1694747 - 1720H
- 1694752 - 2720H

## Engine & Electric Clutch Group - 20HP Briggs & Stratton

REF NO	PART NO.	QTY.	DESCRIPTION
1	1723165SM	1	HOSE, Oil Drain, 10-1/2 Long, 3/8-18 Fittings
2	*	1	ENGINE, 20HP Briggs & Stratton Vanguard Twin, Model # 358777, Type # 0110-E1
3	1722949SM	1	SEAL, Circle
4	1722388ASM	1	BULKHEAD
5	1925003SM	2	CAPSCREW, Hex Washer Head Taptite, 1/4-20 x 1/2, Black
6	1727223SM	1	CONTROL, Throttle Double, 39" Long, w/Knobs
7	1701011SM	2	TIE, Wire
8	2860112SM	2	CLAMP, Hose Type E
9	1718678SM	1	HOSE, Fuel, 58" Long
10	1722392ASM	2	SHIELD, Side
11	1929000SM	8	CAPSCREW, Hex Washer Head Taptite, 1/4-20 x 3/8
12	1722288SM	1	PULLEY & HUB ASSEMBLY
13	2832747SM	1	TIE, Self Locking, 3-5/8 Long
14	1708264SM	1	WASHER, Hex, 7/16, 1/4, Black
15	1918199SM	1	LOCKWASHER, 7/16
16	1960649SM	1	CAPSCREW, Hex Head, 7/16-20 x 3-1/2
17	1686883SM	1	CLUTCH, Electric, Ogura
18	1720463SM	1	KEY, HI PRO, 1/4 x 2-1/2
19	2830598SM	4	CAPSCREW, Hex Washer Head Taptite 3/8-16 x 1-1/2
20	2820427SM	1	LOCKWASHER, External Tooth, 3/8
21	1722414ASM	1	SHIELD, Muffler Bottom
22	1960368SM	8	NUT, Speed, 1/4-20, Lug
23	1960295SM	4	CAPSCREW, Hex Flange Whiz Lock, 1/4-20 x 5/8
24	1935255SM	2	NUT, Speed, 1/4-20, Lug
25	1722389ASM	1	DUCT, Muffler Top
26	2834683SM	2	CLIP, Wire
27	1722390ASM	1	DUCT, Muffler Extension
28	1924856SM	2	CAPSCREW, Hex Washer Head Taptite, 5/16-18 x 1/2, Black
29	1722625SM	1	MUFFLER, Briggs & Stratton, Vanguard Twin
30	*	1	GASKET, Briggs & Stratton, Vanguard Twin
31	1916964SM	4	LOCKWASHER, 1/4
32	*	4	CAPSCREW, Hex Flange Whiz Lock, 1/4-20 x 5/8

### Footnotes

Note\* See your local Briggs & Stratton distributor for parts and service.

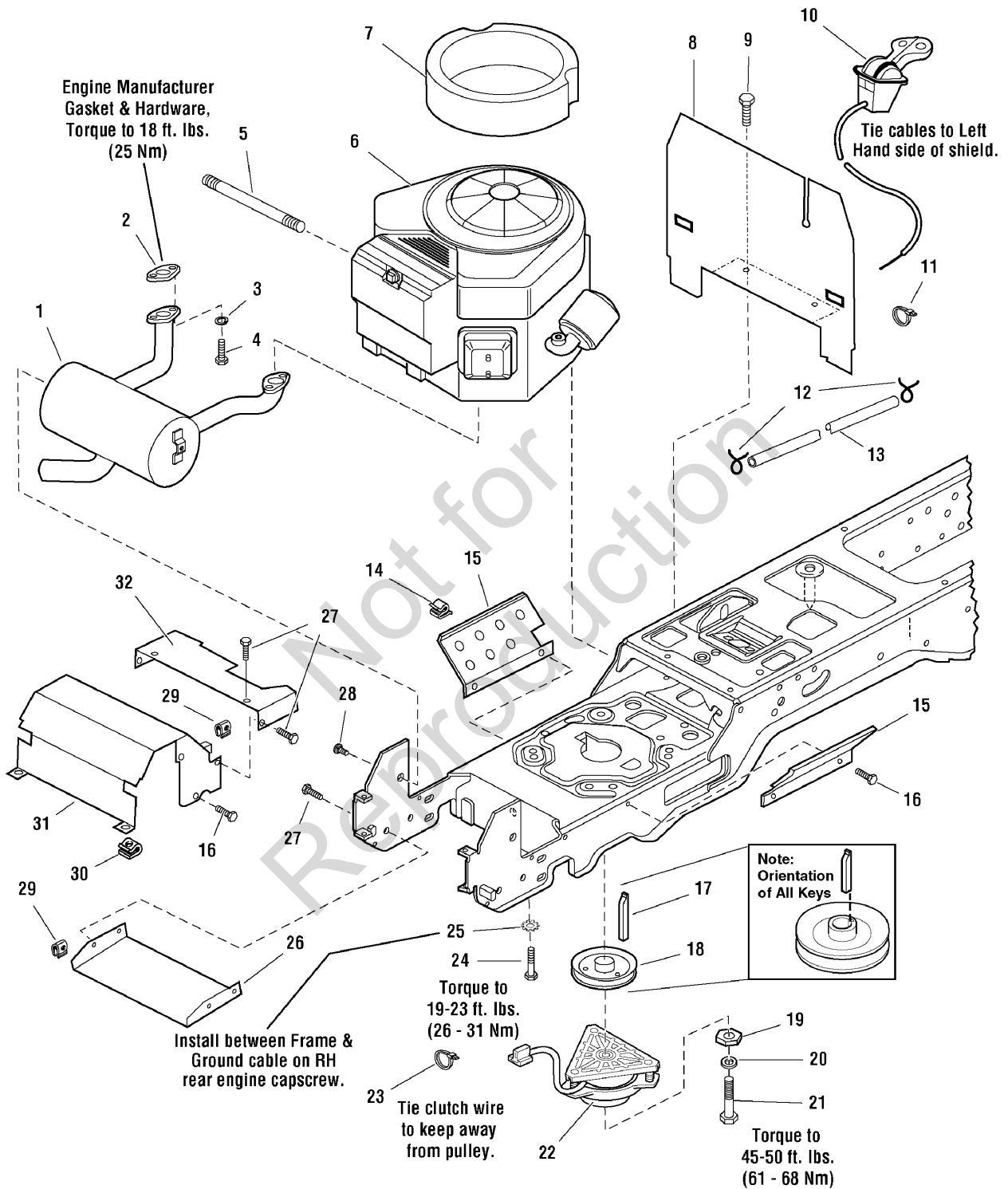
### The above parts group applies to the following Mfg. Nos.:

1694625 - Conquest  
 1694746 - Conquest  
 1694747 - 1720H  
 1694752 - 2720H

# Engine Group - 20HP, 22HP & 23HP Briggs & Stratton, Vanguard Twin

986651

**NOTE:** Unless noted otherwise, use the standard hardware torque specification chart.



**The above parts group applies to the following Mfg. Nos.:**

- |                    |                    |                    |
|--------------------|--------------------|--------------------|
| 1694624 - Conquest | 1694820 - 2723H    | 2690702 - Conquest |
| 1694626 - 1722H    | 2690264 - Conquest |                    |
| 1694628 - 2722H    | 2690272 - 2722H    |                    |
| 1694816 - Conquest | 2690414 - Conquest |                    |
| 1694818 - 1723H    | 2690415 - Conquest |                    |
| 1694819 - Conquest | 2690417 - 2723H    |                    |

## Engine Group - 20HP, 22HP & 23HP Briggs & Stratton, Vanguard Twin

REF NO	PART NO.	QTY.	DESCRIPTION
1	1736543SM	1	MUFFLER
1	1722625SM	1	MUFFLER (Only used on 20HP Models)
2	*	2	GASKET
3	1917356SM	4	LOCKWASHER, 5/16
4	2860660SM	4	CAPSCREW, Socket Head, 5/16-18 x 7/8, G8
5	1723165SM	1	HOSE, Oil Drain
6	*	1	ENGINE, 22HP Briggs & Stratton VANGUARD Twin, Model 386777, Type 0111E1
6	*	1	ENGINE, 23HP Briggs & Stratton VANGUARD Twin, Model 386777, Type 0111E1
6	*	1	ENGINE, 21HP Briggs & Stratton VANGUARD Twin, Model 385777, Type 0119-E1
6	*	1	ENGINE, 20HP Briggs & Stratton VANGUARD Twin, Model 358777, Type 0110-E1
7	1722949SM	1	SEAL, Circle
8	1722388ASM	1	BULKHEAD
9	1925003SM	2	CAPSCREW, Hex Head Taptite, 1/4-20 x 1/2
10	1727223SM	1	CONTROL, Throttle Double 39" Long w/Knobs (Only used on 20HP Models)
10	1734506SM	1	CONTROL, Throttle Double
11	1701011SM	1	TIE
12	2860112SM	2	CLAMP, Hose Type E
13	1718678SM	1	HOSE, 59" Long
14	2834683SM	2	CLIP, Wire
15	1722392ASM	2	SHIELD
16	1927428SM	8	SCREW, Hex Head Taptite, 1/4-20 x 3/8
17	1720463SM	1	KEY
18	1722288SM	1	PULLEY & HUB ASSEMBLY, 4-1/2 OD
19	1708264SM	1	WASHER, Hex
20	1918199SM	1	LOCKWASHER, 7/16
21	1960648SM	1	CAPSCREW, Hex Head, 7/16-20 x 2-3/4
22	1686883SM	1	CLUTCH, Electric, OGURA
22	1720532SM	1	CLUTCH, Electric, Big Brake OGURA
23	2832747SM	1	TIE
24	2830598SM	4	CAPSCREW, Hex Head Taptite, 3/8-16 x 1-1/2
25	2820427SM	1	LOCKWASHER, External Tooth, 3/8
26	1722414ASM	1	SHIELD, Muffler Bottom
27	1960295SM	8	CAPSCREW, Hex Head Flange Lock, 1/4-20 x 5/8
28	1924856SM	2	CAPSCREW, Hex Head Taptite, 5/16-18 x 1/2
29	1960368SM	8	NUT, Speed, 1/4-20
30	1935255SM	2	NUT, Speed, 5/16-18
31	1722389ASM	1	DUCT, Muffler Top
32	1722390ASM	1	DUCT, Muffler Extension

### Footnotes

Note\* See your local Briggs & Stratton distributor for parts and service.

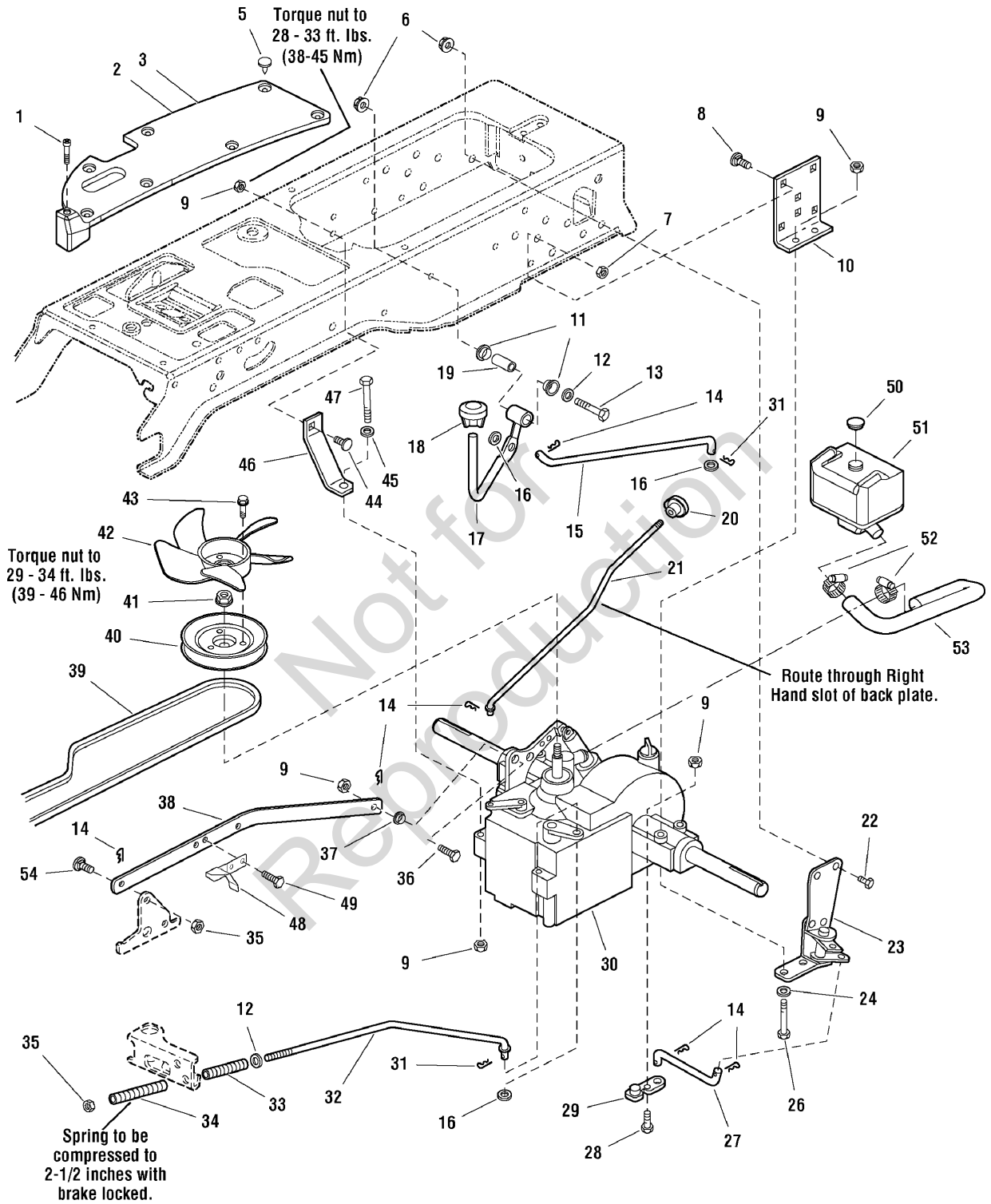
### The above parts group applies to the following Mfg. Nos.:

1694624 - Conquest	1694820 - 2723H	2690702 - Conquest
1694626 - 1722H	2690264 - Conquest	
1694628 - 2722H	2690272 - 2722H	
1694816 - Conquest	2690414 - Conquest	
1694818 - 1723H	2690415 - Conquest	
1694819 - Conquest	2690417 - 2723H	

# Transmission Group

986602

**NOTE:** Unless noted otherwise, use the standard hardware torque specification chart.



**The above parts group applies to the following Mfg. Nos.:**

- |                    |                    |                    |
|--------------------|--------------------|--------------------|
| 1694624 - Conquest | 1694752 - 2720H    | 2690272 - 2722H    |
| 1694625 - Conquest | 1694816 - Conquest | 2690414 - Conquest |
| 1694626 - 1722H    | 1694818 - 1723H    | 2690415 - Conquest |
| 1694628 - 2722H    | 1694819 - Conquest | 2690417 - 2723H    |
| 1694746 - Conquest | 1694820 - 2723H    | 2690702 - Conquest |
| 1694747 - 1720H    | 2690264 - Conquest |                    |

## Transmission Group

REF NO	PART NO.	QTY.	DESCRIPTION
1	1960676SM	2	SCREW, Pan Head Torx Taptite, 1/4-20 x 1-1/4
2	1722174SM	1	PAD, Footrest, LH, Differential Lock
3	1722173SM	1	PAD, Footrest, RH
5	1704351SM	15	FASTENER, 11/16" Long, Stem Plastic
6	1928352SM	2	NUT, Hex Flange Whiz Lock, 3/8-16, Large
7	1960637SM	6	NUT, Hex KEPS, 3/8-16
8	1931350SM	6	CARRIAGE BOLT, 3/8-16 x 1
9	1960686SM	8	NUT, Hex Flange ESNA, 5/16-18
10	1721728ASM	2	SUPPORT
11	1676148SM	2	BUSHING, 5/8 x 3/4 x 13/32, Powder Metal
12	1924940SM	3	WASHER, 3/8
13	1922130SM	1	CAPSCREW, Hex Head, 3/8-16 x 2-1/4
14	1722460SM	7	PIN, Quick
15	1722151SM	1	ROD, Differential Lock, 15-3/16 Long
16	1918267SM	3	WASHER, 7/16
17	1721360SM	1	ROD & TUBE ASSEMBLY, Differential Lock Pedal
18	1716289SM	1	KNOB
19	1669105SM	1	SPACER, 25/64 x 5/8 x 1-1/2, Hardened
20	1723126SM	1	KNOB, 3 Sided Soft
21	1721622SM	1	ROD, Free Wheel, 18-3/16 Long
22	1921210SM	1	CAPSCREW, Hex Head, 3/8-16 x 1, Black
23	1722903SM	1	PIVOT ASSEMBLY, Differential Lock
24	1919326SM	2	WASHER, 5/16, Black
26	1960590SM	4	CAPSCREW, Hex Head, 5/16-18 x 3
27	1722152SM	1	ROD, Differential Latch, 2 Bends, 6-3/16 Long
28	1921333SM	1	CAPSCREW, Hex Head, 5/16-18 x 1
29	1722383SM	1	ARM, Differential Lock
30	1733941SM	1	TRANSMISSION ASSEMBLY, K66L Transmission (Used on models with transmission expansion tank, attached or mounted to transmission.)
30	1733208SM	1	TRANSMISSION ASSEMBLY, K66AC Transmission (Used on models with remote expansion tank Ref. No. 51)
31	1918447SM	1	PIN, Cotter, 3/4, Black
32	1721424SM	1	ROD, Brake, 17-27/64 Long
33	1722684SM	1	SPRING, Compression
34	8191045SM	1	SPRING, Compression
35	1960687SM	2	NUT, Hex Flange ESNA, 3/8-16
36	1960667SM	1	SCREW, Whiz 5/8-18 x 1
37	1732088SM	1	SPACER
38	1732191SM	1	ARM & WELD PINS ASSEMBLY, Control K66
39	1721392SM	1	V-BELT
40	1722194SM	1	PULLEY & HUB ASSEMBLY, Transmission

### Footnotes

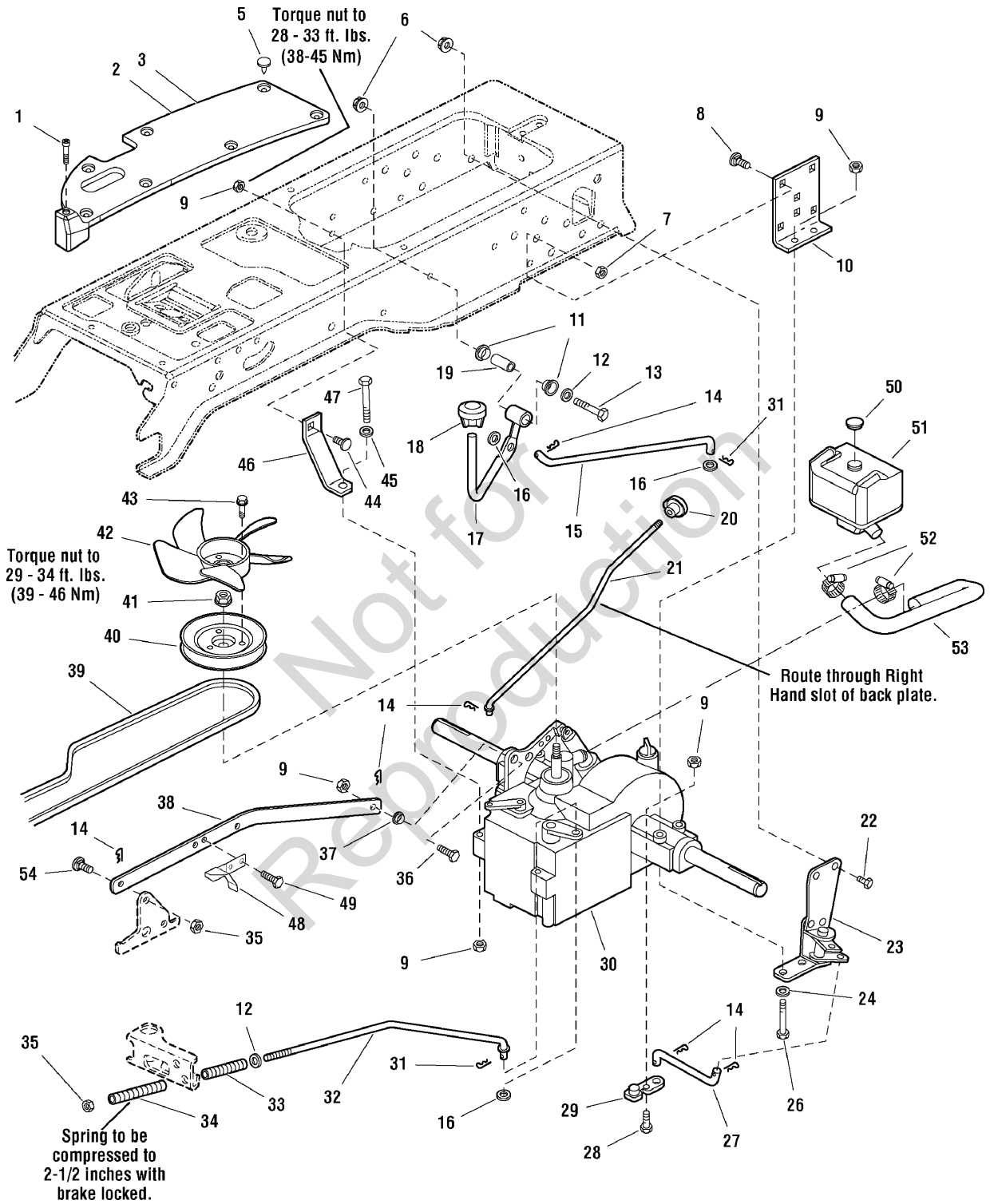
#### The above parts group applies to the following Mfg. Nos.:

1694624 - Conquest	1694752 - 2720H	2690272 - 2722H
1694625 - Conquest	1694816 - Conquest	2690414 - Conquest
1694626 - 1722H	1694818 - 1723H	2690415 - Conquest
1694628 - 2722H	1694819 - Conquest	2690417 - 2723H
1694746 - Conquest	1694820 - 2723H	2690702 - Conquest
1694747 - 1720H	2690264 - Conquest	

# Transmission Group

NOTE: Unless noted otherwise, use the standard hardware torque specification chart.

986602



**The above parts group applies to the following Mfg. Nos.:**

- |                    |                    |                    |
|--------------------|--------------------|--------------------|
| 1694624 - Conquest | 1694752 - 2720H    | 2690272 - 2722H    |
| 1694625 - Conquest | 1694816 - Conquest | 2690414 - Conquest |
| 1694626 - 1722H    | 1694818 - 1723H    | 2690415 - Conquest |
| 1694628 - 2722H    | 1694819 - Conquest | 2690417 - 2723H    |
| 1694746 - Conquest | 1694820 - 2723H    | 2690702 - Conquest |
| 1694747 - 1720H    | 2690264 - Conquest |                    |



## Transmission Group

REF NO	PART NO.	QTY.	DESCRIPTION
41	1719968SM	1	NUT, Hex Flange, M10-1.5, Nylon Insert
42	1719233SM	1	FAN, 5 Blades, 3 Holes
43	1933958SM	3	CAPSCREW, Hex Washer Head Taptite, 1/4-20 x 1-1/8
44	1931335SM	1	CARRIAGE BOLT, 5/16-18 x 1
45	1960141SM	1	WASHER, 5/16
46	1721593ASM	1	STRAP, 4-1/4 Long
47	1921719SM	1	CAPSCREW, Hex Head, 5/16-18 x 2-1/2
48	1727215ASM	1	ACTUATOR, Switch
49	1924856SM	2	CAPSCREW, Hex Head Taptite, 5/16-18 x 1/2
50	1722711SM	1	CAP, Expansion Tank Plastic (Used on models with transmission expansion tank.)
51	1722430SM	1	TANK, Oil Natural (Used on models with transmission expansion tank.)
52	1723214SM	2	CLAMP, Hose Worm Drive #20 1-3/4" (Used on models with transmission expansion tank.)
53	1722468SM	1	HOSE, Expansion Tank Formed (Used on models with transmission expansion tank.)
54	1732129SM	1	BOLT, Shoulder, 3/8-16

Not for  
Reproduction

### Footnotes

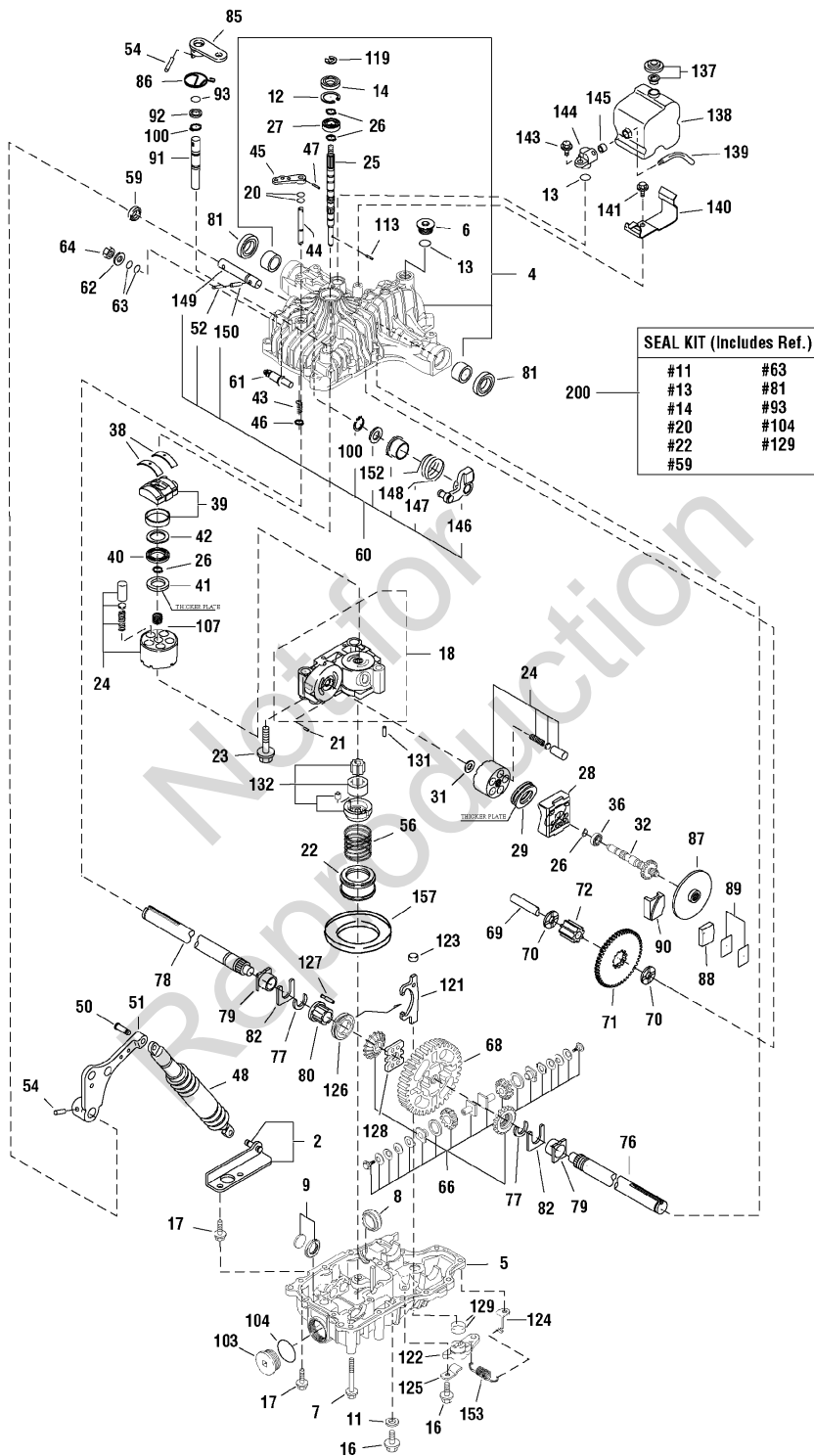
**The above parts group applies to the following Mfg. Nos.:**

1694624 - Conquest	1694752 - 2720H	2690272 - 2722H
1694625 - Conquest	1694816 - Conquest	2690414 - Conquest
1694626 - 1722H	1694818 - 1723H	2690415 - Conquest
1694628 - 2722H	1694819 - Conquest	2690417 - 2723H
1694746 - Conquest	1694820 - 2723H	2690702 - Conquest
1694747 - 1720H	2690264 - Conquest	

# Transmission SERVICE PARTS - Tuff Torq K-66L

NOTE: Unless noted otherwise,  
use the standard hardware torque  
specification chart.

1721952



The above parts group applies to the following Mfg. Nos.:

- |                    |                    |                 |
|--------------------|--------------------|-----------------|
| 1694624 - Conquest | 1694752 - 2720H    | 2690417 - 2723H |
| 1694625 - Conquest | 1694816 - Conquest |                 |
| 1694626 - 1722H    | 2690264 - Conquest |                 |
| 1694628 - 2722H    | 2690272 - 2722H    |                 |
| 1694746 - Conquest | 2690414 - Conquest |                 |
| 1694747 - 1720H    | 2690415 - Conquest |                 |

## Transmission SERVICE PARTS - Tuff Torq K-66L

REF NO	PART NO.	QTY.	DESCRIPTION
2	1724704SM	1	STAY
4	1724692SM	1	HOUSING, UPPER
5	1724694SM	1	HOUSING, LOWER
6	1724696SM	1	CAP, M20B
7	1718226SM	5	BOLT, 8 x 75
8	1720761SM	1	FILTER (25)
9	1718065SM	1	MAGNET
11	1720796SM	2	WASHER, SEAL
12	1724693SM	2	BUSHING, 25.4
12	1708650SM	1	RING 35
13	1707786SM	2	O-RING, P18
14	1708651SM	1	SEAL
16	1720788SM	1	BOLT 10 x 12
17	1707789SM	5	SCREW, TAPPING
18	1724697SM	1	CASE, CENTER
20	1708691SM	2	PACKING
21	1718070SM	1	PIN 3 x 9.8
22	1725633SM	1	FILTER (25)
23	1724698SM	3	BOLT, 10 x 65
24	1718079SM	2	CYLINDER BLOCK
25	1724699SM	1	SHAFT, PUMP
26	1708672SM	4	RING 15
27	1718083SM	1	BEARING 6202UC3
28	1724700SM	1	HOUSING
29	1708675SM	1	BEARING, THRUST
31	1718084SM	1	WASHER 12 x 24 x 1
32	1724701SM	1	SHAFT, MOTOR
36	1724702SM	1	BEARING, 6302UC3
38	1718089SM	2	THRUST METAL
39	1724703SM	1	PLATE, SWASH
40	1718237SM	1	BEARING K81106
41	1721267SM	1	THRUST PLATE A
42	1718239SM	1	THRUST PLATE B
43	1725730SM	1	SPRING
44	1720838SM	1	SHAFT (BYPASS)
45	1720418SM	1	LEVER, BYPASS
46	1718061SM	1	RING
47	1707839SM	1	PIN 3.0A x 20
48	1718039SM	1	SHOCK ABSORBER
50	1724705SM	1	PIN

### Footnotes

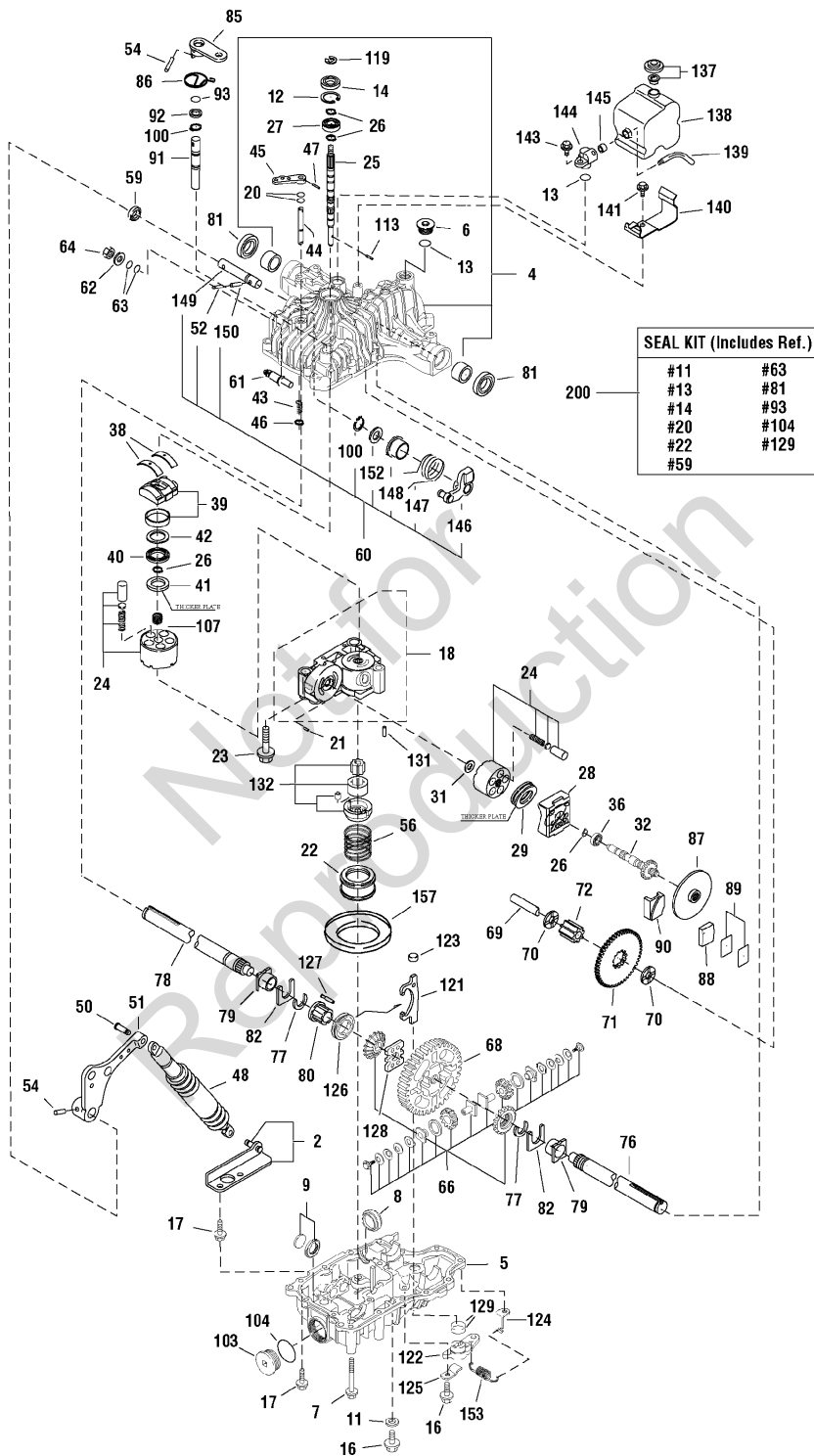
#### The above parts group applies to the following Mfg. Nos.:

1694624 - Conquest	1694752 - 2720H	2690417 - 2723H
1694625 - Conquest	1694816 - Conquest	
1694626 - 1722H	2690264 - Conquest	
1694628 - 2722H	2690272 - 2722H	
1694746 - Conquest	2690414 - Conquest	
1694747 - 1720H	2690415 - Conquest	

# Transmission SERVICE PARTS - Tuff Torq K-66L

NOTE: Unless noted otherwise,  
use the standard hardware torque  
specification chart.

1721952



The above parts group applies to the following Mfg. Nos.:

- |                    |                    |                 |
|--------------------|--------------------|-----------------|
| 1694624 - Conquest | 1694752 - 2720H    | 2690417 - 2723H |
| 1694625 - Conquest | 1694816 - Conquest |                 |
| 1694626 - 1722H    | 2690264 - Conquest |                 |
| 1694628 - 2722H    | 2690272 - 2722H    |                 |
| 1694746 - Conquest | 2690414 - Conquest |                 |
| 1694747 - 1720H    | 2690415 - Conquest |                 |

## Transmission SERVICE PARTS - Tuff Torq K-66L

REF NO	PART NO.	QTY.	DESCRIPTION
51	1724706SM	1	LEVER, CONTROL
52	1724707SM	1	PIN, 3.5 x 25
54	1718100SM	2	PIN 6.0A x 4.0
56	1724730SM	1	SPRING, CHARGE PUMP
59	1718120SM	1	SEAL TC162606
61	1724711SM	1	FULCRUM, ECCENTRICIT
62	1708689SM	1	WASHER
63	1707879SM	2	PACKING
64	1708692SM	1	NUT 12
66	1718262SM	1	DIFFERENTIAL GEAR KIT
68	1724713SM	1	GEAR, FINAL
69	1724714SM	1	SHAFT, FINAL PINION
70	1724715SM	2	WASHER, 15 x 32 x 3.2
71	1724716SM	1	GEAR, REDUCTION
72	1724717SM	1	PINION, FINAL
76	1724718SM	1	SHAFT, AXLE LH #1
77	1720859SM	2	RING
78	1724719SM	1	SHAFT, AXLE RH #1
79	1720860SM	2	BUSHING
80	1724720SM	1	COLLAR, 25.4
81	1718264SM	2	SEAL S25.4 x 42 x 8
82	1720858SM	2	THRUST WASHER
85	1724721SM	1	ARM, BRAKE
86	1724722SM	1	SPRING, BRAKE
87	1724723SM	1	DISC, BRAKE
88	1724724SM	1	SHOE, BRAKE
89	1724725SM	1	SHIM SET
90	1724726SM	1	ACTUATOR, BRAKE
91	1724727SM	1	SHAFT, BRAKE HL #10
92	1724728SM	1	WASHER, 16 x 23 x 1.6
93	1708690SM	1	PACKING
100	1707912SM	2	RING
103	1720807SM	1	CAP (M40)
104	1720808SM	1	PACKING 1A 2040
107	1708669SM	1	PUMP SPRING
113	1722223SM	1	PIN 3 x 13.8
119	1718076SM	1	RING E15
121	1724731SM	1	FORK, DIFF LOCK
122	1724732SM	1	ARM, DIFF LOCK
123	1724733SM	1	FORK, PIVOT
124	1724734SM	1	HOOK, SPRING

### Footnotes

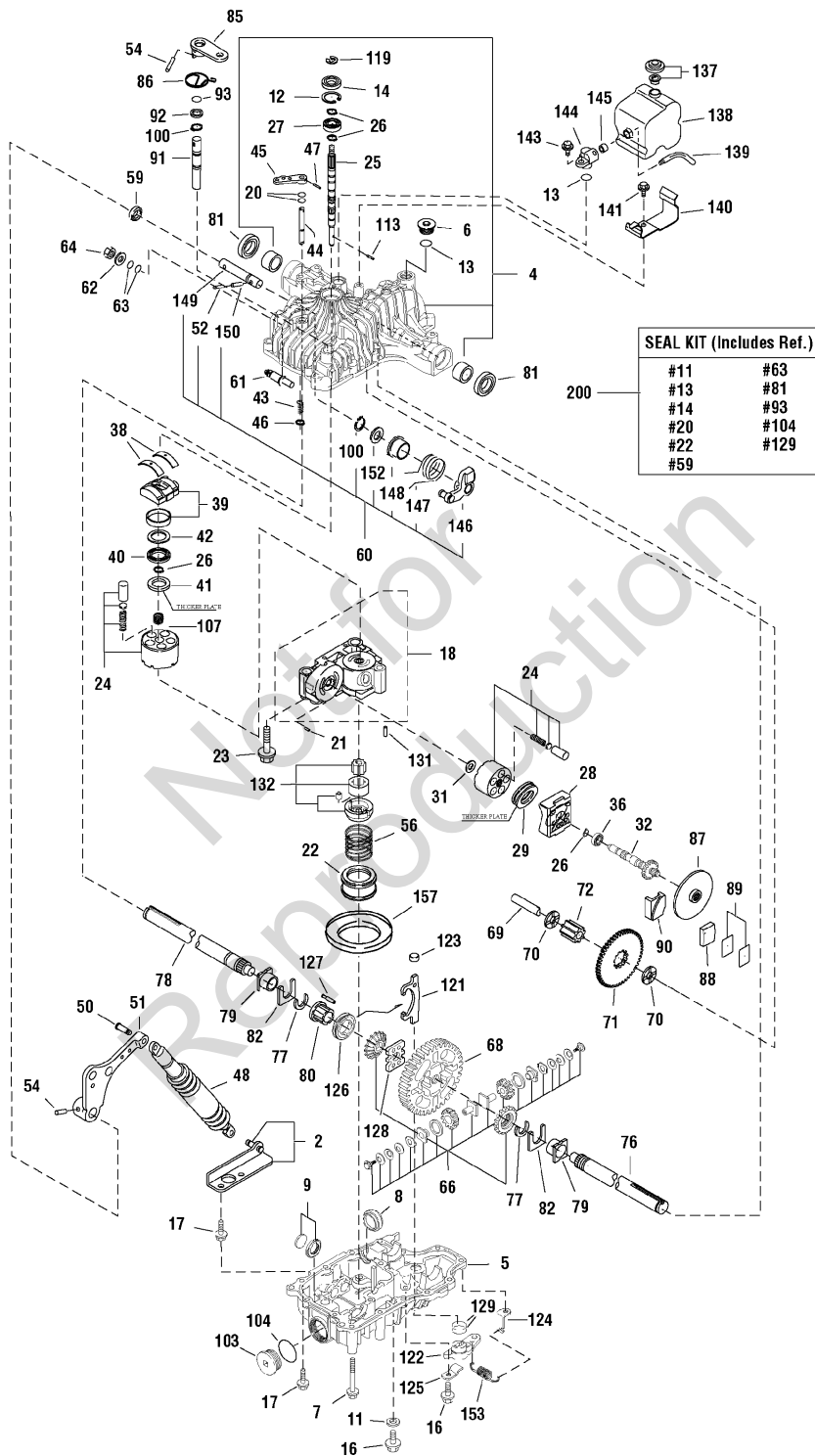
**The above parts group applies to the following Mfg. Nos.:**

1694624 - Conquest	1694752 - 2720H	2690417 - 2723H
1694625 - Conquest	1694816 - Conquest	
1694626 - 1722H	2690264 - Conquest	
1694628 - 2722H	2690272 - 2722H	
1694746 - Conquest	2690414 - Conquest	
1694747 - 1720H	2690415 - Conquest	

# Transmission SERVICE PARTS - Tuff Torq K-66L

NOTE: Unless noted otherwise,  
use the standard hardware torque  
specification chart.

1721952



The above parts group applies to the following Mfg. Nos.:

- |                    |                    |                 |
|--------------------|--------------------|-----------------|
| 1694624 - Conquest | 1694752 - 2720H    | 2690417 - 2723H |
| 1694625 - Conquest | 1694816 - Conquest |                 |
| 1694626 - 1722H    | 2690264 - Conquest |                 |
| 1694628 - 2722H    | 2690272 - 2722H    |                 |
| 1694746 - Conquest | 2690414 - Conquest |                 |
| 1694747 - 1720H    | 2690415 - Conquest |                 |

## Transmission SERVICE PARTS - Tuff Torq K-66L

REF NO	PART NO.	QTY.	DESCRIPTION
125	1724735SM	1	PLATE, ARM
126	1724736SM	1	SLIDER, DIFF LOCK
127	1724737SM	8	PIN, DIFF LOCK
128	1724738SM	1	PLATE, DIFF LOCK
129	1724739SM	2	PACKING, 1AG25
131	1724712SM	1	PIN, 4 x 28
132	1724729SM	1	PUMP, CHARGE
137	1724740SM	1	VALVE, VENT 15
138	1724742SM	1	TANK, RESERVOIR
139	1724743SM	1	PIPE, 8
140	1724744SM	1	BRACKET, TANK
141	1707890SM	3	SCREW, TAPPING
143	1724695SM	1	BOLT, 8 x 20
144	1724746SM	1	FITTING
145	1724745SM	1	SEAL, 8
146	1724708SM	1	ARM, CONTROL
147	1724709SM	1	SPRING, TORSION
148	1721181SM	1	COLLAR, CONTROL
149	1724710SM	1	SHAFT, CONTROL
150	1718097SM	1	PIN 6.0A x 25
152	1721966SM	1	WASHER 17 x 30 x 1
153	1724741SM	1	SPRING, RETURN
157	1725751SM	1	FILTER SPACER
200	1727538	1	SEAL KIT (Includes Ref. #11, 13, 14, 20, 22, 59, 63, 81, 93, 104, 129)

Not for  
Reproduction

### Footnotes

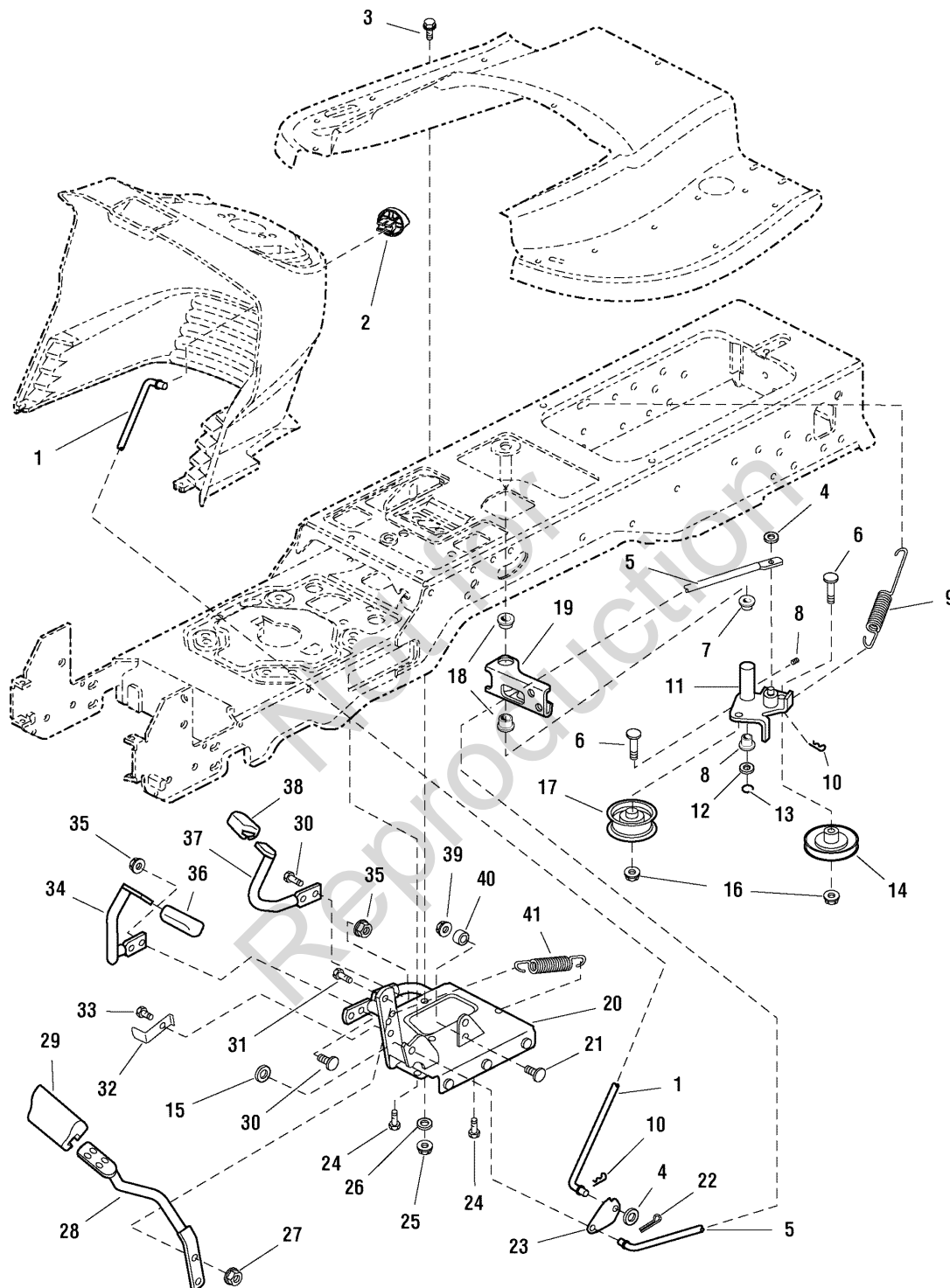
**The above parts group applies to the following Mfg. Nos.:**

1694624 - Conquest	1694752 - 2720H	2690417 - 2723H
1694625 - Conquest	1694816 - Conquest	
1694626 - 1722H	2690264 - Conquest	
1694628 - 2722H	2690272 - 2722H	
1694746 - Conquest	2690414 - Conquest	
1694747 - 1720H	2690415 - Conquest	

# Controls Group

986599

**NOTE:** Unless noted otherwise,  
use the standard hardware torque  
specification chart.



**The above parts group applies to the following Mfg. Nos.:**

- |                    |                    |                    |
|--------------------|--------------------|--------------------|
| 1694624 - Conquest | 1694752 - 2720H    | 2690272 - 2722H    |
| 1694625 - Conquest | 1694816 - Conquest | 2690414 - Conquest |
| 1694626 - 1722H    | 1694818 - 1723H    | 2690415 - Conquest |
| 1694628 - 2722H    | 1694819 - Conquest | 2690417 - 2723H    |
| 1694746 - Conquest | 1694820 - 2723H    | 2690702 - Conquest |
| 1694747 - 1720H    | 2690264 - Conquest |                    |



## Controls Group

REF NO	PART NO.	QTY.	DESCRIPTION
1	1721353SM	1	ROD, Brake Lock
2	1721891SM	1	KNOB, Push On, Red Plastic "P"
3	1930591SM	1	CAPSCREW, Hex Flange Whiz Lock, 5/16-18 x 3/4
4	1919326SM	2	WASHER, 5/16, Black
5	1721476SM	1	ROD, Brake
6	1931353SM	2	CARRIAGE BOLT, 3/8-16 x 1 3/4
7	1663114SM	2	BUSHING, 5/8 x 3/4 x 3/4, Nylon
8	2821133SM	1	FITTING, Lube, 1/4
9	1725250SM	1	SPRING, Extension
10	1722460SM	3	PIN, Quick
11	1724917SM	1	ARM & HUB ASSEMBLY, Idler
12	1960020SM	1	WASHER, 5/8
13	1704420SM	1	RING, Clipping Extension
14	1721134SM	1	PULLEY, w/Bearing
15	1924940SM	1	WASHER, 3/8
16	1960687SM	2	NUT, Hex Flange ESNA, 3/8-16
17	1721133SM	1	PULLEY, Idler
18	1723237SM	2	BUSHING, 1 x 1-1/8 x 5/8, Nylon
19	1722513SM	1	ARM, Brake
20	1726763SM	1	PEDAL ASSEMBLY, Foot
21	1931320SM	1	CARRIAGE BOLT, 1/4-20 x 1-1/4
22	1918447SM	1	PIN, Cotter, Black
23	1721354ASM	1	LATCH, Brake
24	1664847SM	3	CAPSCREW, Hex Washer Head Taptite, 5/16-18 x 3/4
25	1919438SM	1	NUT, Hex Lock ESNA Light, 5/16-18
26	1919381SM	1	WASHER, 5/16, Black
27	1927557SM	2	NUT, Hex Flange Whiz Lock Large, 5/16-18
28	1722535ASM	1	PEDAL, Brake
29	1721577SM	1	PAD, Brake Pedal
30	1931334SM	4	CARRIAGE BOLT, 5/16-18 x 7/8
31	1921333SM	2	CAPSCREW, 5/16-18 x 1
32	1722083ASM	1	ACTUATOR, Switch 2.53" Long
33	1923683SM	1	CAPSCREW, Hex Washer Head Taptite, 3/8-16 x 3/4
34	1722070ASM	1	PEDAL, Forward
35	1960636SM	4	NUT, Hex KEPS, 5/16-18
36	1721675SM	1	PAD, Foot Pedal Forward
37	1722071ASM	1	PEDAL, Reverse
38	1721674SM	1	PAD, Foot Pedal Reverse
39	1920397SM	1	NUT, Hex Lock ESNA Light, 1/4-20
40	1686612SM	1	CAM, Roller

## Footnotes

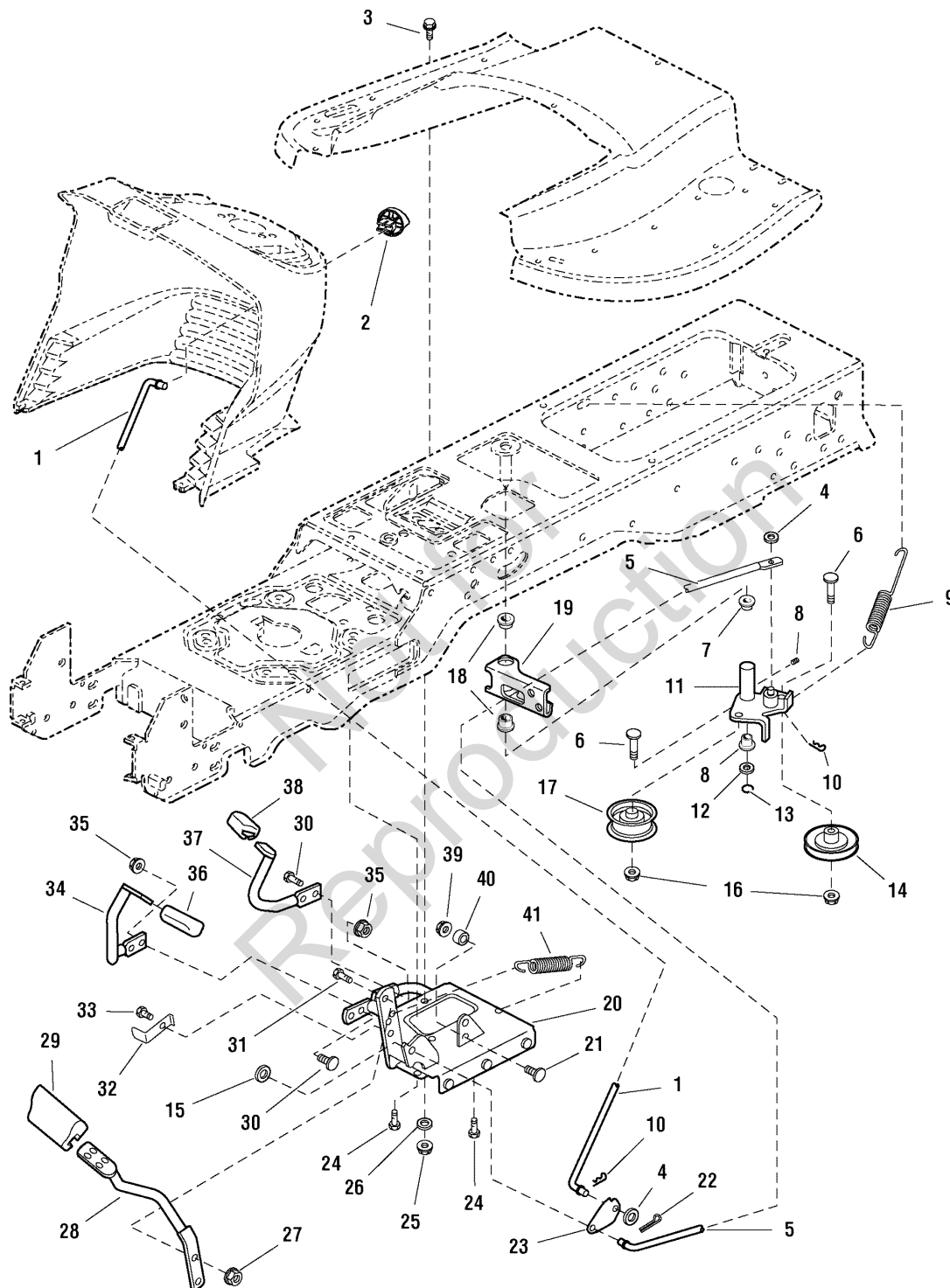
### The above parts group applies to the following Mfg. Nos.:

1694624 - Conquest	1694752 - 2720H	2690272 - 2722H
1694625 - Conquest	1694816 - Conquest	2690414 - Conquest
1694626 - 1722H	1694818 - 1723H	2690415 - Conquest
1694628 - 2722H	1694819 - Conquest	2690417 - 2723H
1694746 - Conquest	1694820 - 2723H	2690702 - Conquest
1694747 - 1720H	2690264 - Conquest	

# Controls Group

986599

**NOTE:** Unless noted otherwise,  
use the standard hardware torque  
specification chart.



**The above parts group applies to the following Mfg. Nos.:**

- |                    |                    |                    |
|--------------------|--------------------|--------------------|
| 1694624 - Conquest | 1694752 - 2720H    | 2690272 - 2722H    |
| 1694625 - Conquest | 1694816 - Conquest | 2690414 - Conquest |
| 1694626 - 1722H    | 1694818 - 1723H    | 2690415 - Conquest |
| 1694628 - 2722H    | 1694819 - Conquest | 2690417 - 2723H    |
| 1694746 - Conquest | 1694820 - 2723H    | 2690702 - Conquest |
| 1694747 - 1720H    | 2690264 - Conquest |                    |

## Controls Group

---

REF NO	PART NO.	QTY.	DESCRIPTION
41	1721995SM	1	SPRING, Extension

---

Not for  
Reproduction

### Footnotes

---

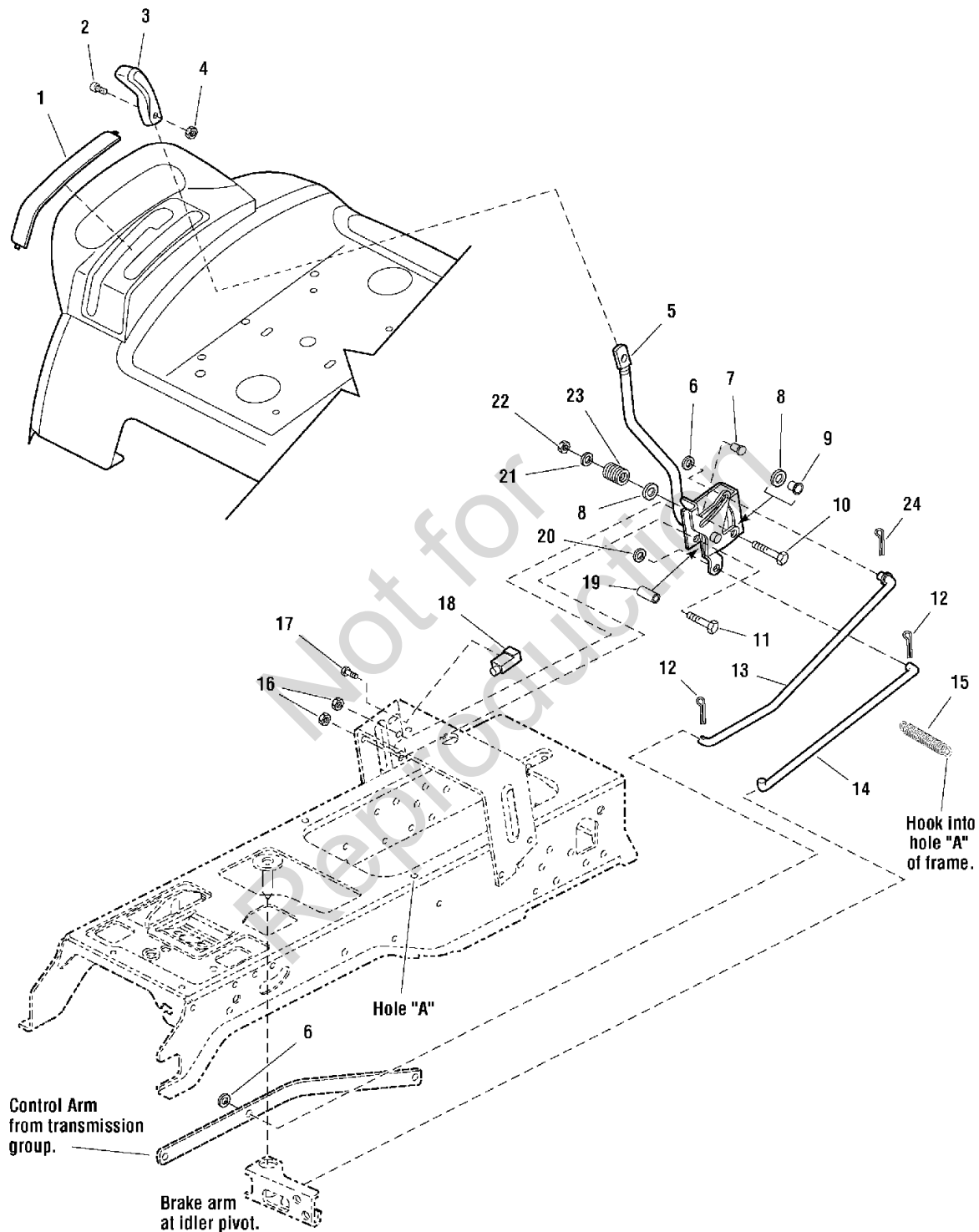
**The above parts group applies to the following Mfg. Nos.:**

1694624 - Conquest	1694752 - 2720H	2690272 - 2722H
1694625 - Conquest	1694816 - Conquest	2690414 - Conquest
1694626 - 1722H	1694818 - 1723H	2690415 - Conquest
1694628 - 2722H	1694819 - Conquest	2690417 - 2723H
1694746 - Conquest	1694820 - 2723H	2690702 - Conquest
1694747 - 1720H	2690264 - Conquest	

# Cruise Control Group

985883

**NOTE:** Unless noted otherwise, use the standard hardware torque specification chart.



**The above parts group applies to the following Mfg. Nos.:**

- |                    |                    |                    |
|--------------------|--------------------|--------------------|
| 1694624 - Conquest | 1694752 - 2720H    | 2690272 - 2722H    |
| 1694625 - Conquest | 1694816 - Conquest | 2690414 - Conquest |
| 1694626 - 1722H    | 1694818 - 1723H    | 2690415 - Conquest |
| 1694628 - 2722H    | 1694819 - Conquest | 2690417 - 2723H    |
| 1694746 - Conquest | 1694820 - 2723H    | 2690702 - Conquest |
| 1694747 - 1720H    | 2690264 - Conquest |                    |

## Cruise Control Group

REF NO	PART NO.	QTY.	DESCRIPTION
1	1722314SM	1	COVER, w/Cruise Icon
2	1960666SM	1	SCREW, Torque Head Plus Socket Head, 1/4-20 x 7/8
3	1722303SM	1	KNOB, Cruise
4	1920397SM	1	NUT, Hex Lock ESNA Light, 1/4-20
5	1722003SM	1	LEVER & BRACKET ASSEMBLY, Cruise
6	1960103SM	2	WASHER, 3/8, Black
7	1931333SM	1	CARRIAGE BOLT, 5/16-18 x 3/4
8	1924361SM	2	WASHER, 1/2
9	1709043SM	1	SPACER, w/Flange, 11/32 x 15/32 x 3/4
10	1931342SM	1	CARRIAGE BOLT, 5/16-18 x 2-3/4
11	1960273SM	1	CARRIAGE BOLT, 5/16-18 x 2-1/4
12	1722460SM	2	PIN, Quick
13	1722117SM	1	ROD, Cruise
14	1733719SM	1	ROD, Return
15	2159106SM	1	SPRING, Cruise Return to Frame
16	1960636SM	2	NUT, Hex KEPS, 5/16-18
17	1960001SM	2	CAPSCREW, Hex Washer Head Plastite, 10-14 x 5/8
18	1717050SM	1	SWITCH, Push, Neutral Start, Gray
19	1722080SM	1	SPACER, 11/32 x 5/8 x 1-13/32
20	1919326SM	1	WASHER, 5/16, Black
21	1919381SM	1	WASHER, 5/16, Black
22	1919438SM	1	NUT, Hex Lock ESNA Light, 5/16-18
23	1677746SM	1	SPRING, Compression
24	1918447SM	1	PIN, Cotter

Not for  
Reproduction

### Footnotes

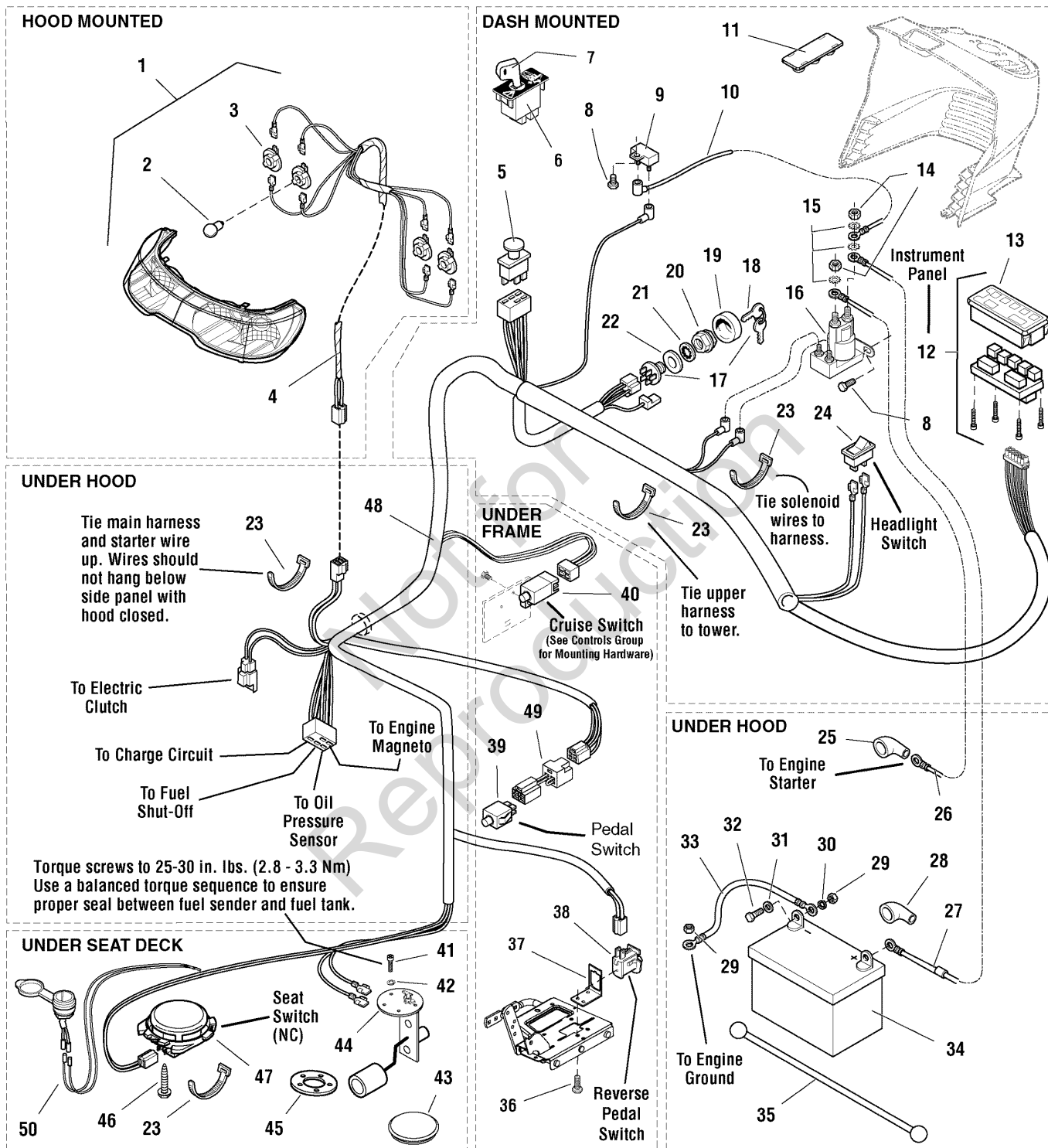
**The above parts group applies to the following Mfg. Nos.:**

1694624 - Conquest	1694752 - 2720H	2690272 - 2722H
1694625 - Conquest	1694816 - Conquest	2690414 - Conquest
1694626 - 1722H	1694818 - 1723H	2690415 - Conquest
1694628 - 2722H	1694819 - Conquest	2690417 - 2723H
1694746 - Conquest	1694820 - 2723H	2690702 - Conquest
1694747 - 1720H	2690264 - Conquest	

# Electrical Group

986605

**NOTE:** Unless noted otherwise, use the standard hardware torque specification chart.



**The above parts group applies to the following Mfg. Nos.:**

- |                    |                    |                    |
|--------------------|--------------------|--------------------|
| 1694624 - Conquest | 1694752 - 2720H    | 2690272 - 2722H    |
| 1694625 - Conquest | 1694816 - Conquest | 2690414 - Conquest |
| 1694626 - 1722H    | 1694818 - 1723H    | 2690415 - Conquest |
| 1694628 - 2722H    | 1694819 - Conquest | 2690417 - 2723H    |
| 1694746 - Conquest | 1694820 - 2723H    | 2690702 - Conquest |
| 1694747 - 1720H    | 2690264 - Conquest |                    |

## Electrical Group

REF NO	PART NO.	QTY.	DESCRIPTION
1	1721810SM	1	HEADLIGHT ASSEMBLY, 4 Bulb (Includes Ref. Nos. 2 & 3)
2	1677371SM	4	BULB, Headlight, 12.8V
3	1723451SM	4	SOCKET ASSEMBLY, Headlight, Sealed
4	1722669SM	1	HARNESS, Headlight
5	1722887SM	1	SWITCH, PTO Push/Pull Symbols
6	1726556SM	1	MODULE, RMO (Includes Ref. No. 7)
7	1726557SM	1	KEY, RMO Module Plastic
8	1925003SM	2	CAPSCREW, Hex Washer Head Taptite, 1/4-20 x 1/2, Black
9	1665238SM	1	BREAKER, Circuit, 12 Volt 20 Amps
10	1665237SM	1	WIRE, 12GA 5-15/16 Long, Red
11	1722611SM	1	PLUG, Hole, Square
12	1725074SM	1	PANEL, Instrument w/ Fuel Gage & Hour Meter (Includes Ref. No. 13)
13	1724865SM	1	COVER, Instrument Panel
14	2820263SM	2	NUT, Hex, 5/16-24
14	2860750SM	2	NUT, KEPS Lock 5/16-24 (CE/Export) (Used only on RMO/ACS Models)
15	2820426SM	3	LOCKWASHER, External Tooth, 5/16
16	1722739SM	1	SOLENOID
16	1728963SM	1	SOLENOID (CE/Export) (Used only on RMO/ACS Models)
17	1686734SM	1	SWITCH ASSEMBLY, Ignition, 6 Pin INDAK (Includes Ref. Nos. 18, 19, 20, 21 & 22)
18	1717163SM	1	KEYS, Set of 2
19	1717550SM	1	COVER, For Ignition Switch, Plastic
20	1717549SM	1	NUT, Hex Flange, 5/8-32, Ignition Switch
21	1960547SM	1	LOCKWASHER, Internal Tooth, 5/8, Thin
22	2101025SM	1	WASHER, Shim
23	1701011SM	3	TIE, Strap, 7-5/16 Long
23	2825094SM	4	TIE, Strap, 7-5/16 Long (CE/Export) (Used only on RMO/ACS Models)
24	1716951SM	1	SWITCH, Headlights , 2 Terminal
25	1713535SM	1	BOOT, Insulator Cable Terminal, 1-15/16 Long, Red
26	1721830SM	1	CABLE, #6 x 25" Long, Ring Terminals
27	1603618SM	1	CABLE, #6 x 8" Long, Ring Terminals
28	1677296SM	1	BOOT, Insulator Battery Terminal
29	2816622SM	3	NUT, Hex, 1/4-20
30	2816964SM	2	LOCKWASHER, 1/4
31	2821319SM	2	WASHER, 1/4
32	2823341SM	2	CAPSCREW, Hex Head, 1/4-20 x 3/4
33	1713163SM	1	CABLE, #6 x 26 Long, Ring Terminal
34	1685215SM	1	BATTERY, 12 Volt
35	1722009SM	1	STRAP, Battery, 14 Long, Rubber
36	1929000SM	2	CAPSCREW, Hex Head Taptite, 1/4-20 x 3/8
37	1726810ASM	1	BRACKET, Switch Mount

## Footnotes

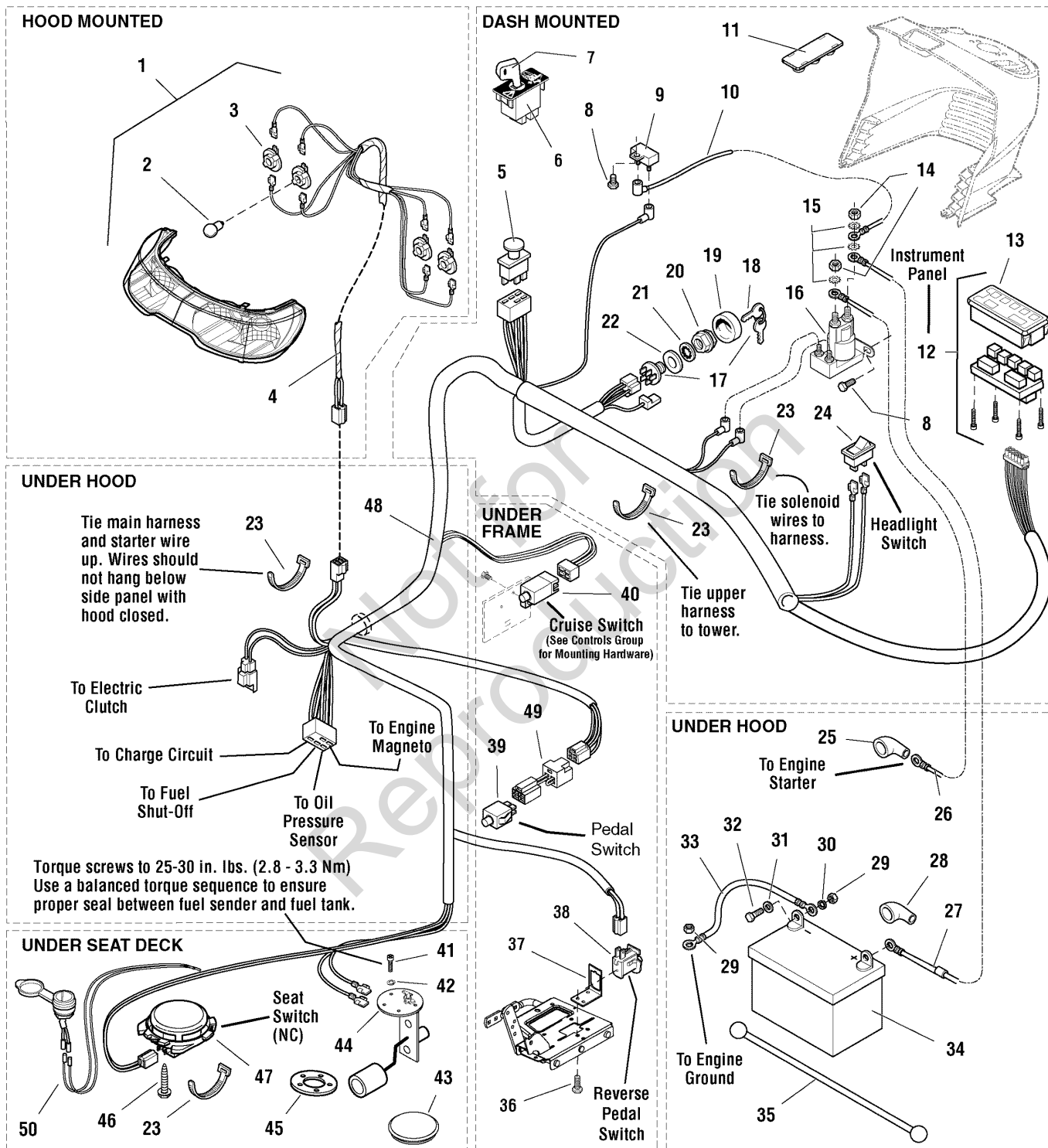
### The above parts group applies to the following Mfg. Nos.:

1694624 - Conquest	1694752 - 2720H	2690272 - 2722H
1694625 - Conquest	1694816 - Conquest	2690414 - Conquest
1694626 - 1722H	1694818 - 1723H	2690415 - Conquest
1694628 - 2722H	1694819 - Conquest	2690417 - 2723H
1694746 - Conquest	1694820 - 2723H	2690702 - Conquest
1694747 - 1720H	2690264 - Conquest	

# Electrical Group

986605

NOTE: Unless noted otherwise, use the standard hardware torque specification chart.



The above parts group applies to the following Mfg. Nos.:

- |                    |                    |                    |
|--------------------|--------------------|--------------------|
| 1694624 - Conquest | 1694752 - 2720H    | 2690272 - 2722H    |
| 1694625 - Conquest | 1694816 - Conquest | 2690414 - Conquest |
| 1694626 - 1722H    | 1694818 - 1723H    | 2690415 - Conquest |
| 1694628 - 2722H    | 1694819 - Conquest | 2690417 - 2723H    |
| 1694746 - Conquest | 1694820 - 2723H    | 2690702 - Conquest |
| 1694747 - 1720H    | 2690264 - Conquest |                    |



## Electrical Group

REF NO	PART NO.	QTY.	DESCRIPTION
38	1732004SM	1	SWITCH, Reverse Pedal
38	1704379SM	1	SWITCH, Reverse Pedal (CE/Export) (Used only on RMO/ACS Models)
39	1732006SM	1	SWITCH, Push Button, Foot Pedal
40	1717050SM	1	SWITCH, Cruise Control, Grey, NO (Used on all models except CE/Export)
41	2860665SM	5	SCREW, Pan Head Torx, #10-32 x 1/2
42	1917365SM	5	LOCKWASHER, 3/16 #10
43	1722309SM	1	PLUG, Hole 3", Round
44	1686921SM	1	SENDER, Fuel Tank (Includes Ref. 45)
45	1685303SM	1	GASKET
46	1960536SM	2	CAPSCREW, Hex Washer Head Plastiite, 1/4 x 1/2
47	1716368SM	1	SWITCH, Seat, Grey, NC
47	1718981SM	1	SWITCH, Seat, Grey, NC (CE/Export) (Used only on RMO/ACS Models)
48	1730192SM	1	HARNESS, Wiring
48	1733220SM	1	HARNESS, Wiring (CE/Export) (Used only on RMO/ACS Models)
49	1734025SM	1	WIRING ASSEMBLY, All Conditions Shutdown (CE/Export) (Used only on RMO/ACS Models)
50	1725302SM	1	12-VOLT OUTLET (CE/Export) (Used only on RMO/ACS Models)

Not for  
Reproduction

### Footnotes

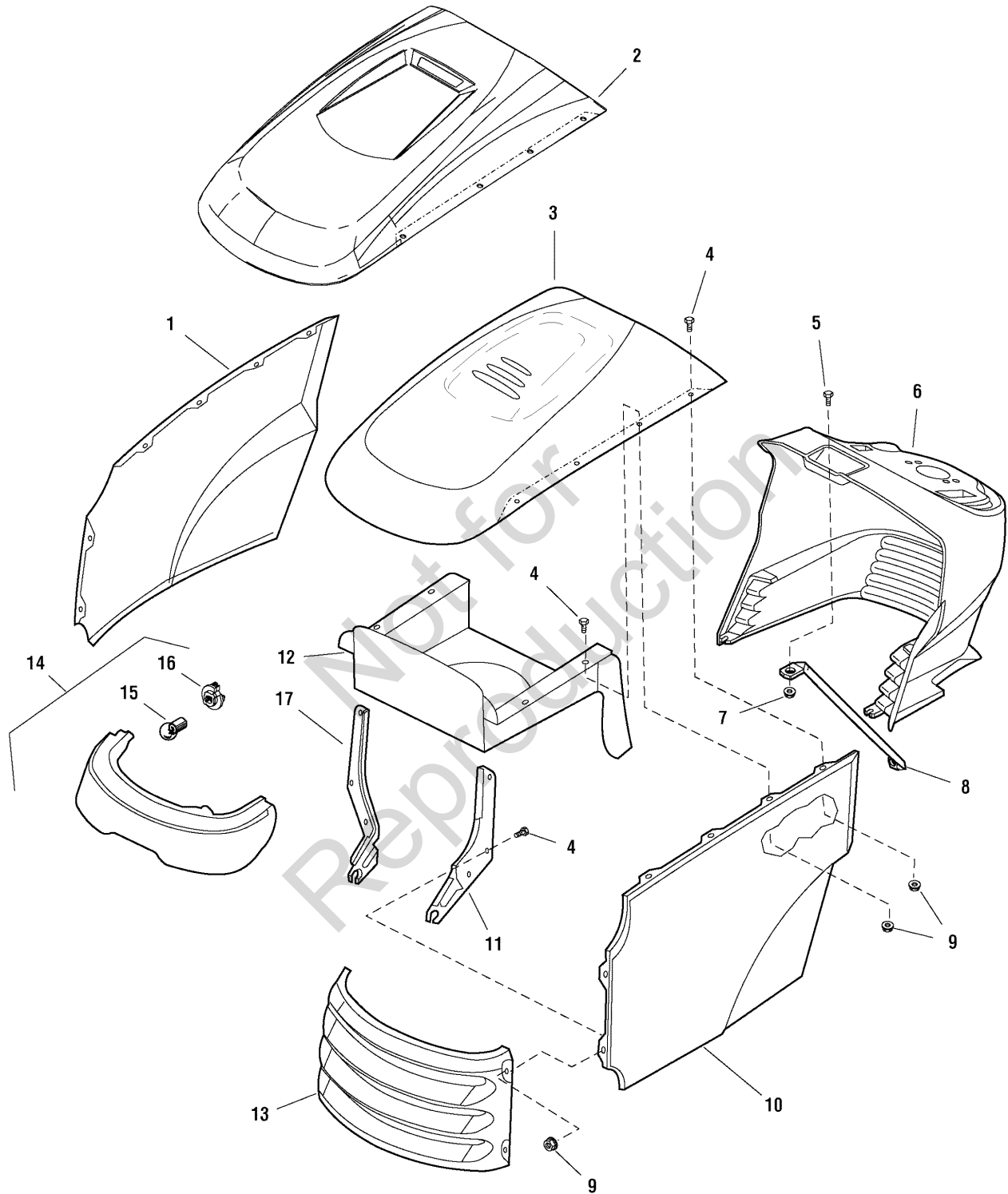
**The above parts group applies to the following Mfg. Nos.:**

1694624 - Conquest	1694752 - 2720H	2690272 - 2722H
1694625 - Conquest	1694816 - Conquest	2690414 - Conquest
1694626 - 1722H	1694818 - 1723H	2690415 - Conquest
1694628 - 2722H	1694819 - Conquest	2690417 - 2723H
1694746 - Conquest	1694820 - 2723H	2690702 - Conquest
1694747 - 1720H	2690264 - Conquest	

## Hood, Grille & Dash Group

986608

NOTE: Unless noted otherwise,  
use the standard hardware torque  
specification chart.



**The above parts group applies to the following Mfg. Nos.:**

1694624 - Conquest	1694752 - 2720H	2690272 - 2722H
1694625 - Conquest	1694816 - Conquest	2690414 - Conquest
1694626 - 1722H	1694818 - 1723H	2690415 - Conquest
1694628 - 2722H	1694819 - Conquest	2690417 - 2723H
1694746 - Conquest	1694820 - 2723H	2690702 - Conquest
1694747 - 1720H	2690264 - Conquest	

## Hood, Grille & Dash Group

REF NO	PART NO.	QTY.	DESCRIPTION
1	1721804CSM	1	PANEL, RH Side
1	1721804DSM	1	PANEL, RH Side, Red
2	1728031DSM	1	HOOD, with Scoop, Red
3	1722110CSM	1	HOOD, with Louvers
4	1960295SM	12	CAPSCREW, Hex Head Flange Lock, 1/4-20 x 5/8
5	1960392SM	1	SCREW, Phillips Head, #10-24 x 1/2
6	1687054SM	1	DASHBOARD, RMO, Black
6	1687055SM	1	DASHBOARD, RMO with Hydra Lift Slot, Black
7	1933896SM	1	NUT, Hex Nylock, #10-24
8	1723123SM	1	ROD, Dash Support
9	1930641SM	12	NUT, Hex Flange Lock, 1/4-20
10	1721803CSM	1	PANEL, LH Side
10	1721803DSM	1	PANEL, LH Side, Red
11	1721808ASM	1	HINGE, LH
12	1733457ASM	1	DUCT, Air Inlet
13	1721802CSM	1	GRILLE
13	1721802DSM	1	GRILLE, Red
14	1721810SM	1	HEADLIGHT ASSEMBLY (Includes Ref. Nos. 15 & 16)
15	1677371SM	4	BULB, Headlight
16	1723451SM	4	SOCKET, Headlight
17	1721809ASM	1	HINGE, RH

Not for  
Reproduction

### Footnotes

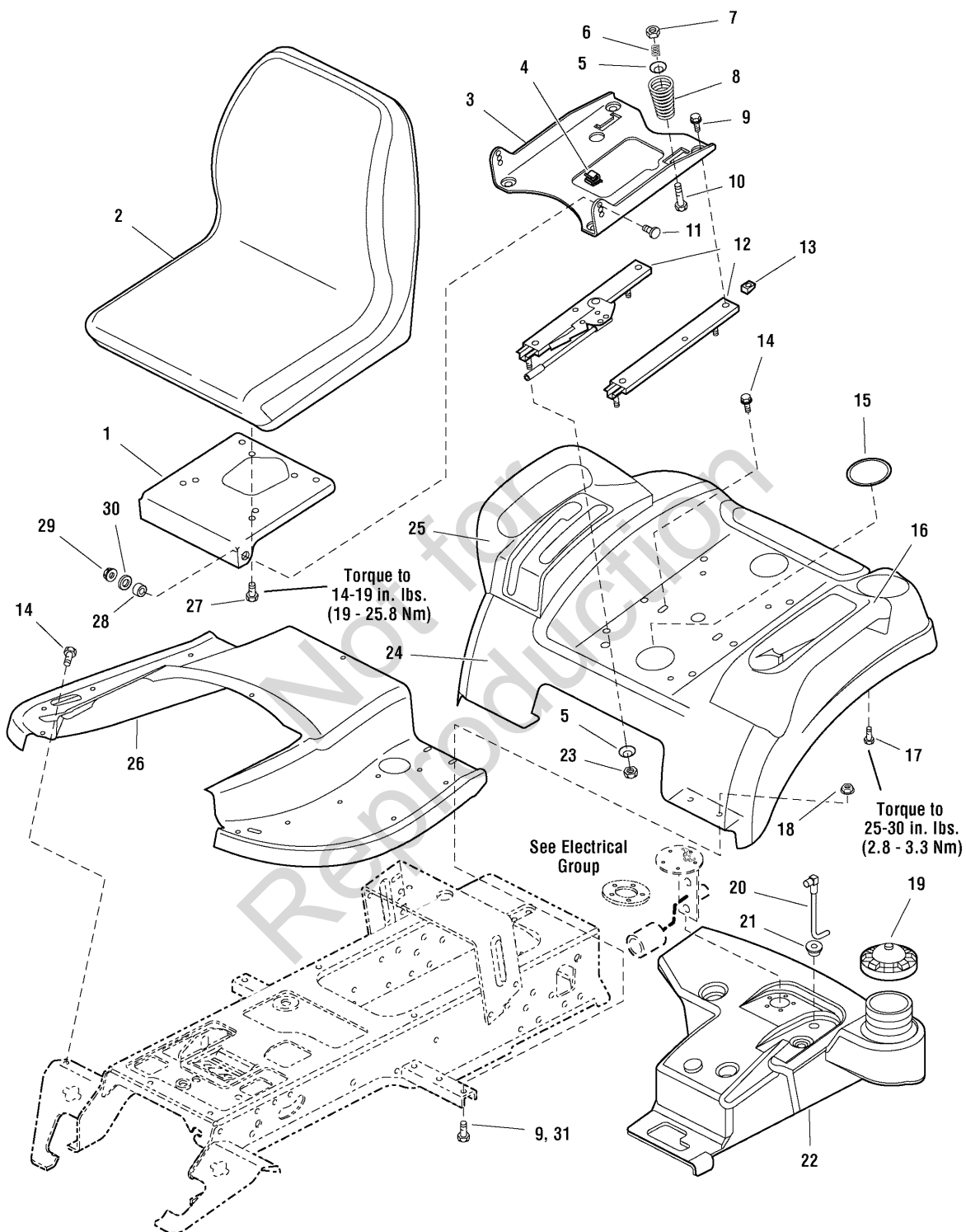
**The above parts group applies to the following Mfg. Nos.:**

1694624 - Conquest	1694752 - 2720H	2690272 - 2722H
1694625 - Conquest	1694816 - Conquest	2690414 - Conquest
1694626 - 1722H	1694818 - 1723H	2690415 - Conquest
1694628 - 2722H	1694819 - Conquest	2690417 - 2723H
1694746 - Conquest	1694820 - 2723H	2690702 - Conquest
1694747 - 1720H	2690264 - Conquest	

# Seat & Seat Deck Group

985909

**NOTE:** Unless noted otherwise,  
use the standard hardware torque  
specification chart.



**The above parts group applies to the following Mfg. Nos.:**

- |                    |                    |                    |
|--------------------|--------------------|--------------------|
| 1694624 - Conquest | 1694752 - 2720H    | 2690272 - 2722H    |
| 1694625 - Conquest | 1694816 - Conquest | 2690414 - Conquest |
| 1694626 - 1722H    | 1694818 - 1723H    | 2690415 - Conquest |
| 1694628 - 2722H    | 1694819 - Conquest | 2690417 - 2723H    |
| 1694746 - Conquest | 1694820 - 2723H    | 2690702 - Conquest |
| 1694747 - 1720H    | 2690264 - Conquest |                    |

## Seat & Seat Deck Group

REF NO	PART NO.	QTY.	DESCRIPTION
1	1722129ASM	1	BRACKET, 1-5/8 x 1-3/4
2	1687199SM	1	SEAT, 18" Back
3	1722128ASM	1	SUPPORT, Seat
4	2172434SM	1	CLIP, Wire
5	1709256SM	2	WASHER, Spring, 5/16 x 1-1/4
6	1714263SM	2	SPRING, Compression
7	1919438SM	10	NUT, Hex Lock, ESNA Light, 5/16-18
8	1717051SM	2	SPRING, Compression
9	1930591SM	8	CAPSCREW, Hex Flange Whiz Lock, 5/16-18 x 3/4
10	1931339SM	2	CARRIAGE BOLT, 5/16-18 x 2
11	1931350SM	2	CARRIAGE BOLT, 3/8-16 x 1
12	1722356SM	1	SLIDE, Seat
13	1935255SM	4	NUT, Speed, 5/16-18, Lug Type
14	1930601SM	4	CAPSCREW, Hex Washer Head Taptite, 5/16-18 x 5/8
15	1722309SM	2	PLUG, Plastic
16	1729711SM	1	POD, with Cup Holder, LH
17	2860664SM	8	CAPSCREW, Hex Washer Head, 1/4-20 x 5/8
18	1931277SM	4	NUT, Hex Flange Whiz Lock, 5/16-18
19	1715917SM	1	CAP, Gas
20	1722340SM	1	TUBE & ELBOW ASSEMBLY
21	1654930SM	1	BUSHING, 3/8 x 9/16 x 5/8, Rubber
22	1722432SM	1	TANK, Fuel
23	1960636SM	8	NUT, Hex KEPS, 5/16-18
24	1722106CSM	1	DECK, Seat, Orange
24	1722106DSM	1	DECK, Seat, Red
25	1722108SM	1	POD, RH with 2 Slots
26	1722105CSM	1	TUNNEL, Orange
26	1722105DSM	1	TUNNEL, Red
27	1960667SM	4	SCREW, Hex Flange Whiz Lock, 5/16-18 x 1
28	1663752SM	2	SPACER, 25/64 x 5/8 x 3/16, Hardened
29	1930645SM	2	NUT, Hex Flange Two-Way Lock, 3/8-16
30	1924940SM	2	WASHER, 3/8
31	1930595SM	4	SCREW, Taptite 5/16-18 x 1-1/4

## Footnotes

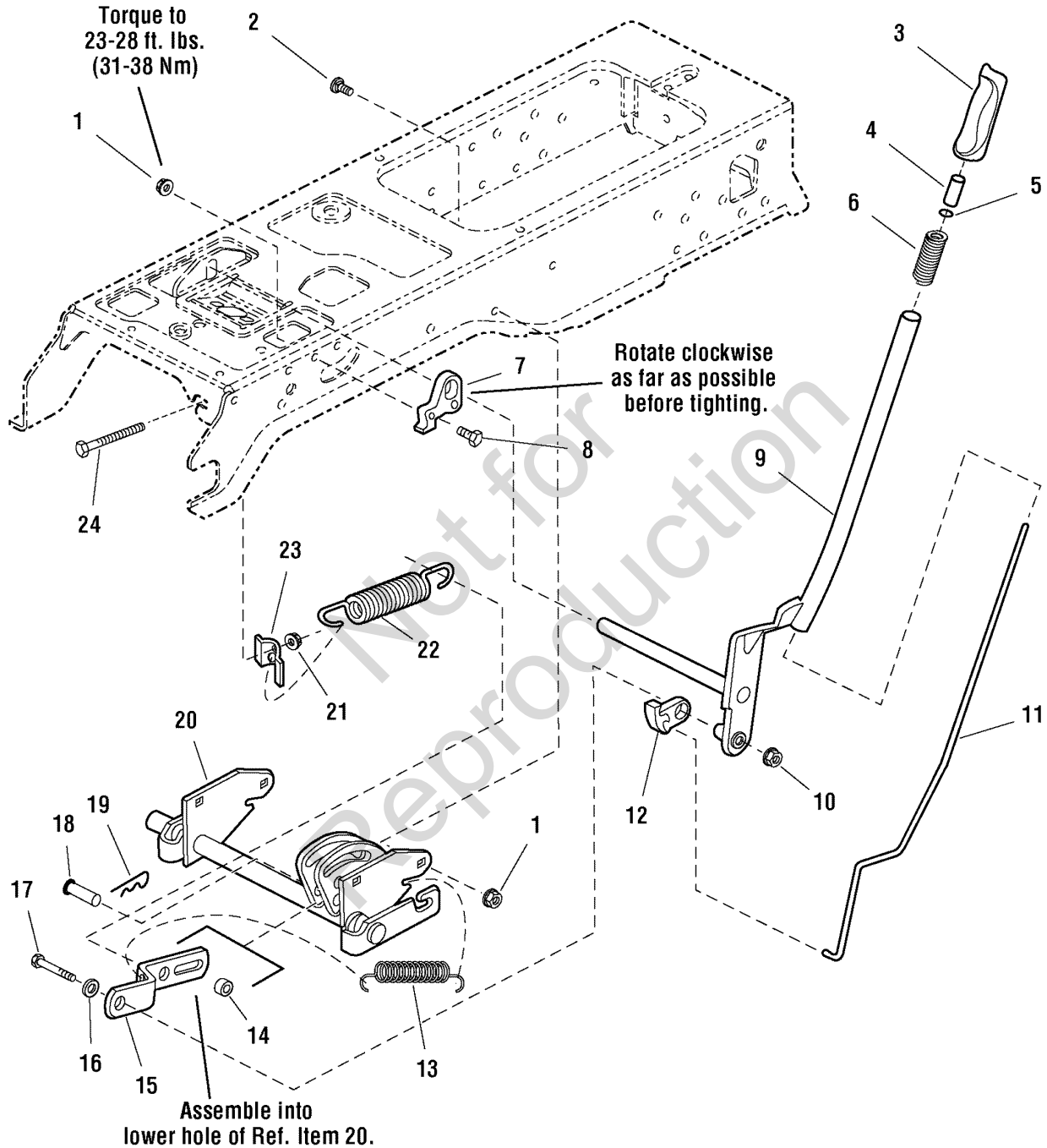
### The above parts group applies to the following Mfg. Nos.:

1694624 - Conquest	1694752 - 2720H	2690272 - 2722H
1694625 - Conquest	1694816 - Conquest	2690414 - Conquest
1694626 - 1722H	1694818 - 1723H	2690415 - Conquest
1694628 - 2722H	1694819 - Conquest	2690417 - 2723H
1694746 - Conquest	1694820 - 2723H	2690702 - Conquest
1694747 - 1720H	2690264 - Conquest	

# Lift Group - Manual Lift

985894

**NOTE:** Unless noted otherwise, use the standard hardware torque specification chart.



**The above parts group applies to the following Mfg. Nos.:**

- |                    |                    |                    |
|--------------------|--------------------|--------------------|
| 1694624 - Conquest | 1694752 - 2720H    | 2690272 - 2722H    |
| 1694625 - Conquest | 1694816 - Conquest | 2690414 - Conquest |
| 1694626 - 1722H    | 1694818 - 1723H    | 2690415 - Conquest |
| 1694628 - 2722H    | 1694819 - Conquest | 2690417 - 2723H    |
| 1694746 - Conquest | 1694820 - 2723H    | 2690702 - Conquest |
| 1694747 - 1720H    | 2690264 - Conquest |                    |

## Lift Group - Manual Lift

REF NO	PART NO.	QTY.	DESCRIPTION
1	1927557SM	2	NUT, Hex Whiz Lock Flange, 5/16-18, Large, Black
2	1931333SM	4	CARRIAGE BOLT, 5/16-18 x 3/4
3	1722291SM	1	GRIP, Lift Lever
4	1723124SM	1	BUTTON, Red Nylon, for 1/4 Rod
5	1960674SM	1	NUT, Push
6	1723321SM	1	SPRING, Compression, Lift Lever
7	1721581SM	1	QUADRANT, Lift, Powdered Metal
8	1926149SM	2	CAPSCREW, Hex Head, 5/16-18 x 1, G8, Black
9	1721712ASM	1	LEVER ASSEMBLY, Lift
10	1960636SM	5	NUT, Hex KEPS, 5/16-18
11	1722482SM	1	ROD, Latch
12	1722112SM	1	LOCK, Lift, Powdered Metal
13	2156302SM	1	SPRING, Extension
14	1723163SM	1	SPACER, 1/2 x 3/4 x 23/32
15	1723795ASM	1	BAR, Lift, 9-7/8 Long
16	1919381SM	1	WASHER, 5/16, Black
17	1921160SM	1	CAPSCREW, Hex Head, 5/16-18 x 2-1/4
18	1722819SM	1	PIN, Flat Head Drilled, 1/2 x 2-1/8 Long
19	1960033SM	1	CLIP, Hair Pin, 2-9/16 Long
20	1727436ASM	1	SHAFT ASSEMBLY, Lift
21	1935255SM	1	NUT, Speed, 5/16-18, Lug
22	1675232SM	1	SPRING, Compression
23	1723499SM	1	RETAINER, Spring Flat
24	1722357SM	1	CAPSCREW, Hex Washer Head, 5/16-18 x 4-1/2

Not for  
Reproduction

### Footnotes

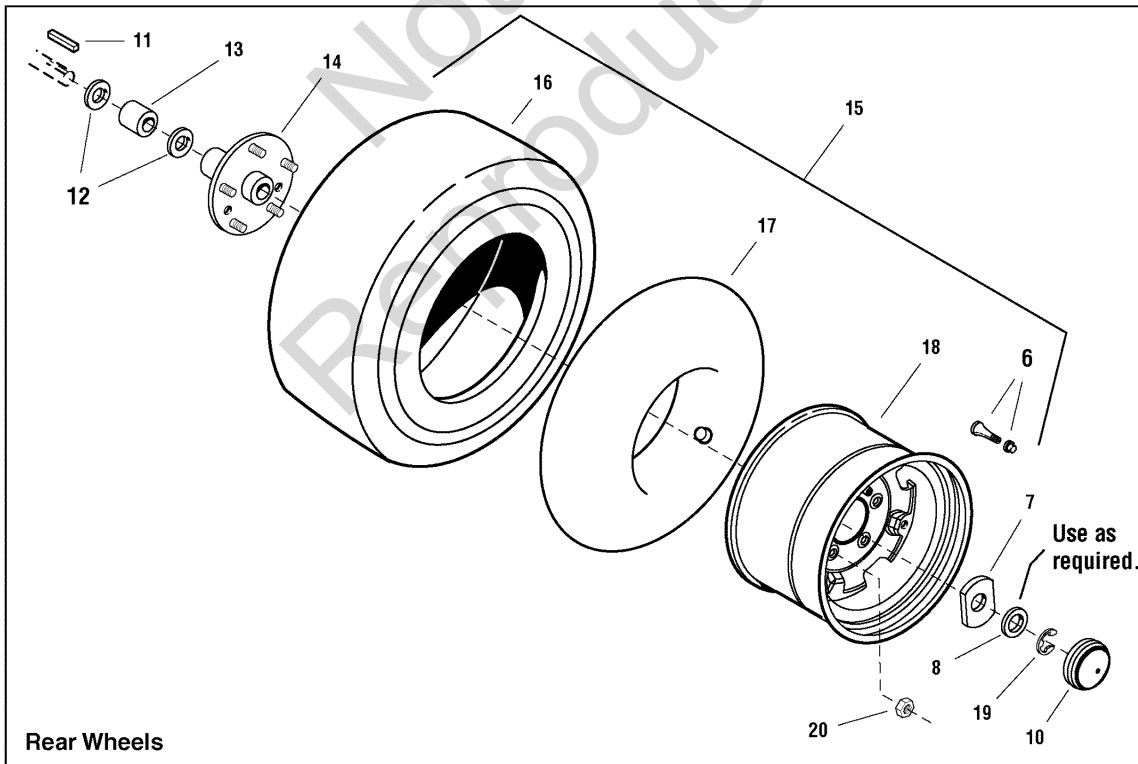
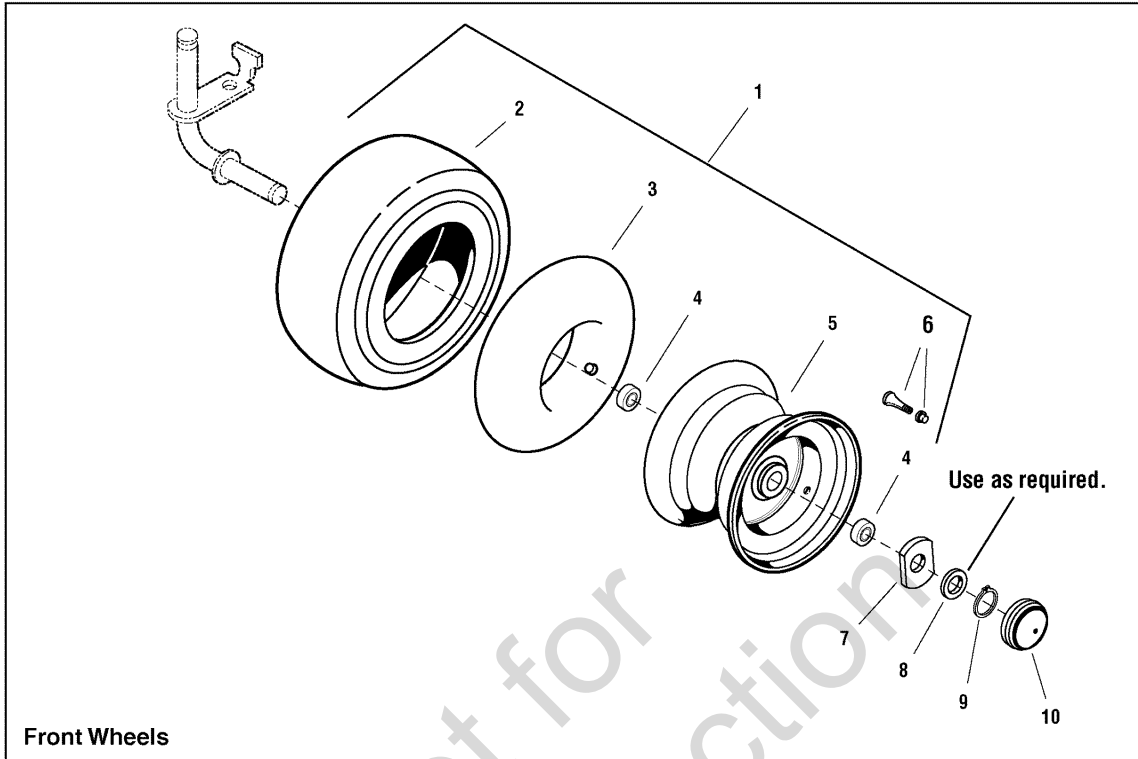
**The above parts group applies to the following Mfg. Nos.:**

1694624 - Conquest	1694752 - 2720H	2690272 - 2722H
1694625 - Conquest	1694816 - Conquest	2690414 - Conquest
1694626 - 1722H	1694818 - 1723H	2690415 - Conquest
1694628 - 2722H	1694819 - Conquest	2690417 - 2723H
1694746 - Conquest	1694820 - 2723H	2690702 - Conquest
1694747 - 1720H	2690264 - Conquest	

# Wheels & Tires Group

W986613

**NOTE:** Unless noted otherwise, use the standard hardware torque specification chart.



**The above parts group applies to the following Mfg. Nos.:**

- |                    |                    |                    |
|--------------------|--------------------|--------------------|
| 1694624 - Conquest | 1694752 - 2720H    | 2690272 - 2722H    |
| 1694625 - Conquest | 1694816 - Conquest | 2690414 - Conquest |
| 1694626 - 1722H    | 1694818 - 1723H    | 2690415 - Conquest |
| 1694628 - 2722H    | 1694819 - Conquest | 2690417 - 2723H    |
| 1694746 - Conquest | 1694820 - 2723H    | 2690702 - Conquest |
| 1694747 - 1720H    | 2690264 - Conquest |                    |



## Wheels & Tires Group

REF NO	PART NO.	QTY.	DESCRIPTION
1	1722305SM	2	WHEEL & TIRE ASSEMBLY, Front, (Includes Ref. Nos. 2, 3, 4, 5 & 6)
2	1722833SM	2	TIRE, 16 x 6-1/2 - 8 Super Turf, Front
3	2164247SM	2	TUBE, Tire 16 x 6-1/2 - 8, Front
4	1717056SM	4	BEARING, Ball
5	1722834SM	2	WHEEL, 5 3/8 x 7-15/16, Front
6	2172353SM	4	VALVE STEM & CAP ASSEMBLY
7	1722726SM	8	WASHER, Special, 1 x 2-1/2
8	1919394SM	4	WASHER
9	2832577SM	6	RING, Shaft
10	1722676SM	4	CAP, Hub Grey, 2-23/64
11	2105337SM	2	KEY, HI PRO, 1/4 x 2
12	2860200SM	4	WASHER
13	1723112SM	2	SPACER, 1-1/16 x 1-1/2 x 1-23/32, Black
14	1721400SM	2	PLATE & HUB ASSEMBLY, Rear Wheel w/Studs
15	1722766SM	2	WHEEL & TIRE ASSEMBLY, Rear 23" (Includes Ref. Nos. 6, 16, 17 & 18)
16	1722830SM	2	TIRE, 23 x 10-1/2 - 12 Super Turf, Rear
17	2157638SM	2	TUBE, Tire 23 x 10-1/2 - 12, Rear
18	1722831SM	2	WHEEL, 7 x 12, Rear
19	2834712SM	2	RING, Shaft
20	2177725SM	10	NUT, Hex 7/16-20, For Wheel Bolt

Not for  
Reproduction

### Footnotes

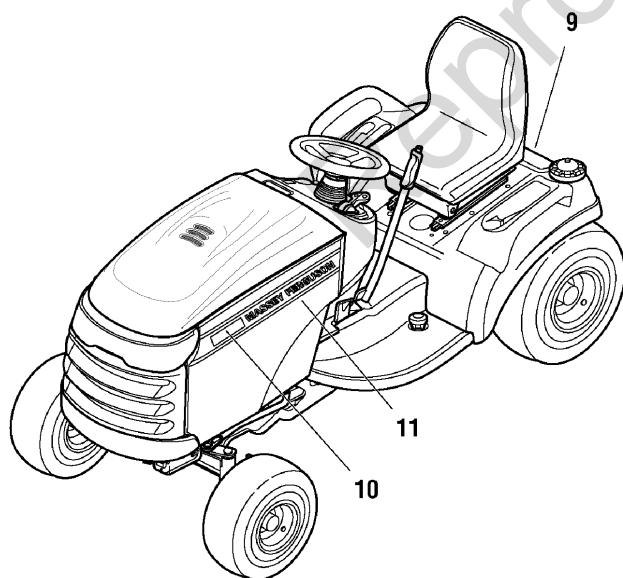
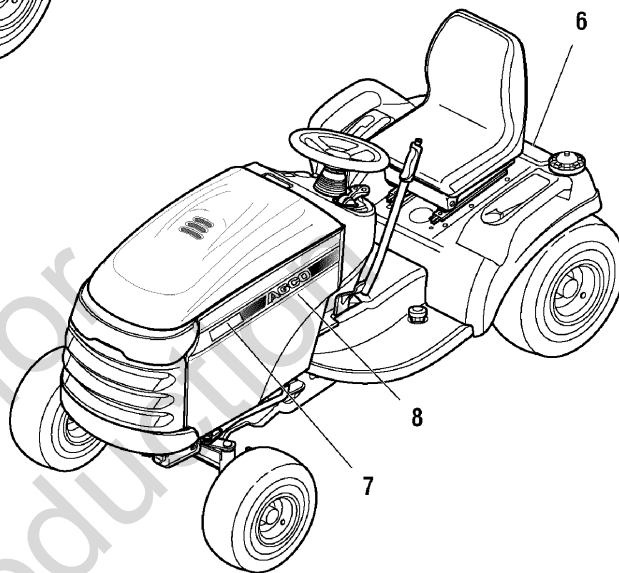
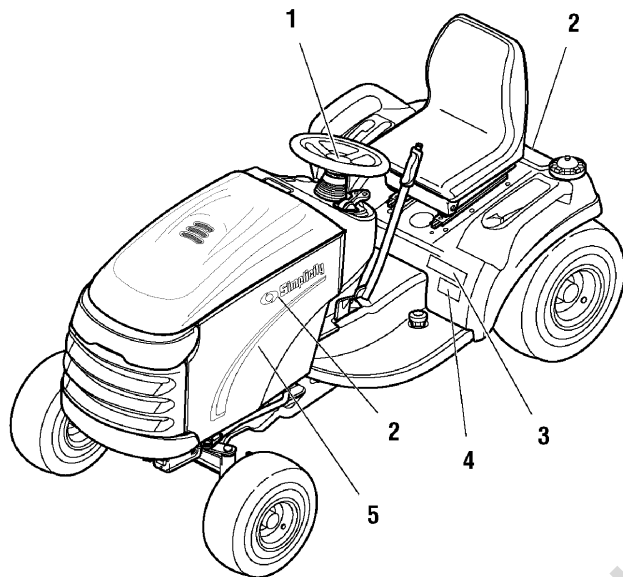
**The above parts group applies to the following Mfg. Nos.:**

1694624 - Conquest	1694752 - 2720H	2690272 - 2722H
1694625 - Conquest	1694816 - Conquest	2690414 - Conquest
1694626 - 1722H	1694818 - 1723H	2690415 - Conquest
1694628 - 2722H	1694819 - Conquest	2690417 - 2723H
1694746 - Conquest	1694820 - 2723H	2690702 - Conquest
1694747 - 1720H	2690264 - Conquest	

## Decals Group - Brand & Model

NOTE: Unless noted otherwise,  
use the standard hardware torque  
specification chart.

B986613



### The above parts group applies to the following Mfg. Nos.:

1694624 - Conquest	1694752 - 2720H	2690272 - 2722H
1694625 - Conquest	1694816 - Conquest	2690414 - Conquest
1694626 - 1722H	1694818 - 1723H	2690415 - Conquest
1694628 - 2722H	1694819 - Conquest	2690417 - 2723H
1694746 - Conquest	1694820 - 2723H	2690702 - Conquest
1694747 - 1720H	2690264 - Conquest	

## Decals Group - Brand & Model

REF NO	PART NO.	QTY.	DESCRIPTION
1	1717692SM	2	DECAL, ICON Simplicity, Orange
1	1731418SM	1	DECAL, ICON Simplicity, Orange
2	1722551SM	3	DECAL, Simplicity, Silver & Blue w/Icon
3	1722820SM	1	DECAL, Conquest, Silver & Blue
4	1722549SM	1	DECAL, 16HP, Silver On Clear
4	1722779SM	1	DECAL, 18HP, Silver
4	1722780SM	1	DECAL, 20HP, Silver
4	1730206SM	1	DECAL, 21HP, Silver
4	1722781SM	1	DECAL, 23HP
5	1722773SM	1	DECAL, Hood Stripe, RH, Simplicity, Blue & Silver
5	1722774SM	1	DECAL, Hood Stripe, LH, Simplicity, Blue & Silver
6	1708926SM	1	DECAL, AGCO, Logo Black, Chrome, Orange
7	1722795SM	2	DECAL, 1716, Gray, AGCO
7	1722796SM	2	DECAL, 1718, Gray, AGCO
7	1722797SM	2	DECAL, 1720, Gray, AGCO
7	1730209SM	1	DECAL, 1721, AGCO
8	1722817SM	1	DECAL, Hood Stripe, LH, AGCO
8	1722818SM	1	DECAL, Hood Stripe, RH, AGCO
9	1714363SM	1	DECAL, Massey Ferguson Logo, 3 Triangles
10	1722801SM	2	DECAL, 2716, Black, Massey Ferguson
10	1722802SM	2	DECAL, 2718, Black, Massey Ferguson
10	1722803SM	2	DECAL, 2720, Black, Massey Ferguson
10	1730207SM	2	DECAL, 2721, Massey Ferguson
10	1728113SM	2	DECAL, 2723, Massey Ferguson
11	1722815SM	1	DECAL, Hood Stripe, LH, Massey Ferguson
11	1722816SM	1	DECAL, Hood Stripe, RH, Massey Ferguson
11	1727783SM	1	DECAL, Hood Stripe, LH, Massey Ferguson
11	1727784SM	1	DECAL, Hood Stripe, RH, Massey Ferguson

## Footnotes

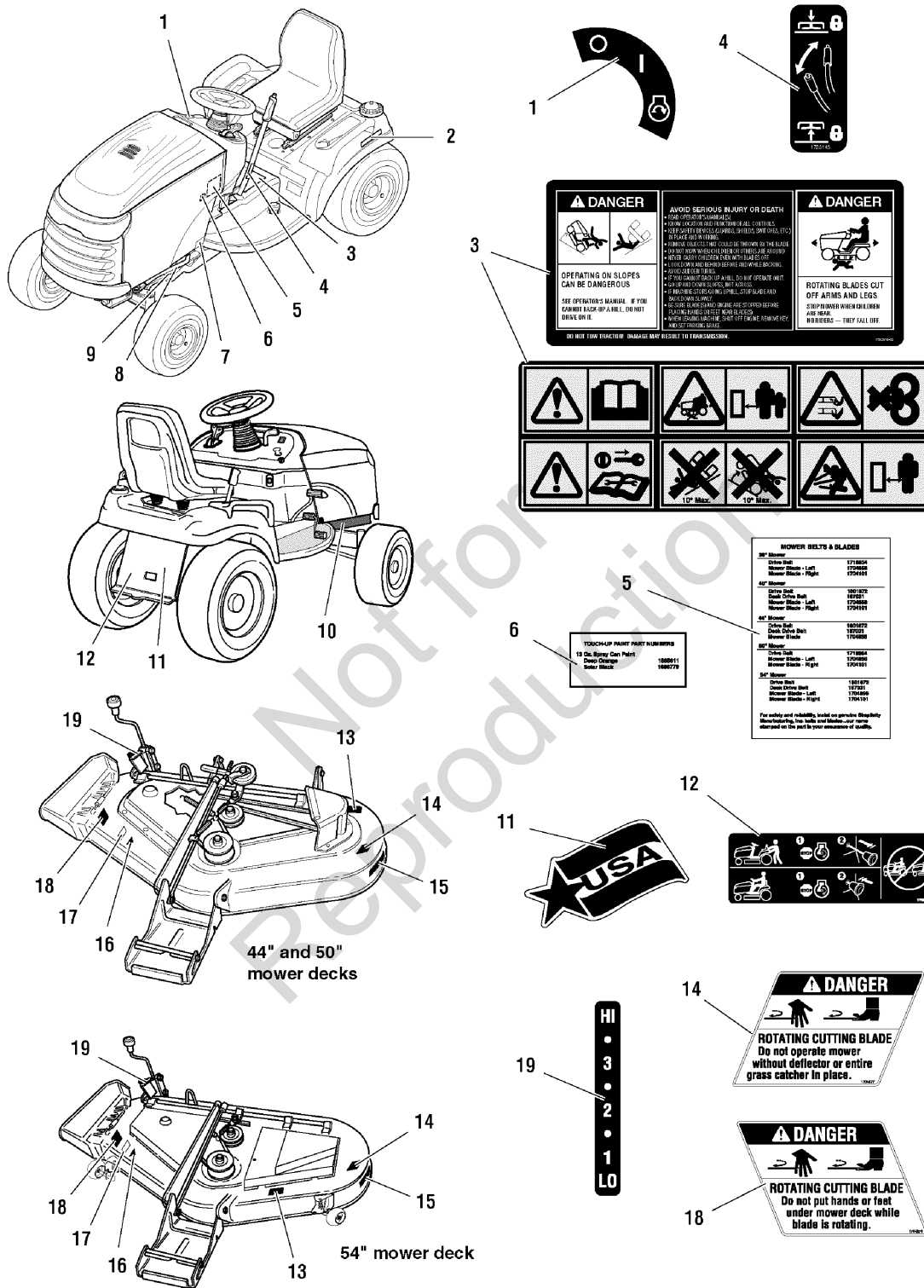
### The above parts group applies to the following Mfg. Nos.:

1694624 - Conquest	1694752 - 2720H	2690272 - 2722H
1694625 - Conquest	1694816 - Conquest	2690414 - Conquest
1694626 - 1722H	1694818 - 1723H	2690415 - Conquest
1694628 - 2722H	1694819 - Conquest	2690417 - 2723H
1694746 - Conquest	1694820 - 2723H	2690702 - Conquest
1694747 - 1720H	2690264 - Conquest	

# Decals Group - Safety & Common

NOTE: Unless noted otherwise, use the standard hardware torque specification chart.

C986613



The above parts group applies to the following Mfg. Nos.:

- |                    |                    |                    |
|--------------------|--------------------|--------------------|
| 1694624 - Conquest | 1694752 - 2720H    | 2690272 - 2722H    |
| 1694625 - Conquest | 1694816 - Conquest | 2690414 - Conquest |
| 1694626 - 1722H    | 1694818 - 1723H    | 2690415 - Conquest |
| 1694628 - 2722H    | 1694819 - Conquest | 2690417 - 2723H    |
| 1694746 - Conquest | 1694820 - 2723H    | 2690702 - Conquest |
| 1694747 - 1720H    | 2690264 - Conquest |                    |

## Decals Group - Safety & Common

REF NO	PART NO.	QTY.	DESCRIPTION
1	1722806SM	1	DECAL, Ignition Switch Symbols, White/Black
2	1718025SM	1	DECAL, Automatic Control Traction
3	1722814SM	1	DECAL, Tunnel Cover, Danger Slopes/Blades
3	1734027SM	1	DECAL, Tunnel Cover, Danger Slopes/Blades, (Export)
3	1726923SM	1	DECAL, Tunnel Cover
4	1723143SM	1	DECAL, Lift Lever Symbols
5	1725158SM	1	DECAL, Drive Belts, Mower Blades (38 Tooth Sprocket Mower)
5	1727014SM	1	DECAL, Drive Belts, Mower Blades
6	1720454SM	1	DECAL, Touch Up Paint, Deep Orange
6	1725072SM	1	DECAL, Touch-Up Paint, Red
7	1723296SM	2	DECAL, Protective Sticker
8	*	1	LABEL, Decibel, Power Mass
9	*	1	DECAL, I.D. Plate
10	*	1	DECAL, Patent
11	1708927SM	1	DECAL, USA Logo Stars & Stripe
12	1723160SM	1	DECAL, Transmission Release Valve
13	*	1	DECAL, I.D. Plate
14	1704276SM	1	DECAL, Danger Do Not Put Hands/Feet in Mower
15	1722771SM	1	DECAL, Free Floating Mower, Silver
16	*	1	DECAL, OPEI Certified
17	1722789SM	1	DECAL, 44", Silver on Black with Stripe
17	1722790SM	1	DECAL, 50", Silver on Black with Stripe
17	1722791SM	1	DECAL, 54", Silver on Black with Stripe
18	1704277SM	1	DECAL, Danger Do Not Operate without Deflector
19	1721197SM	1	DECAL, Height of Cut

### Footnotes

Note\* Not a service part.

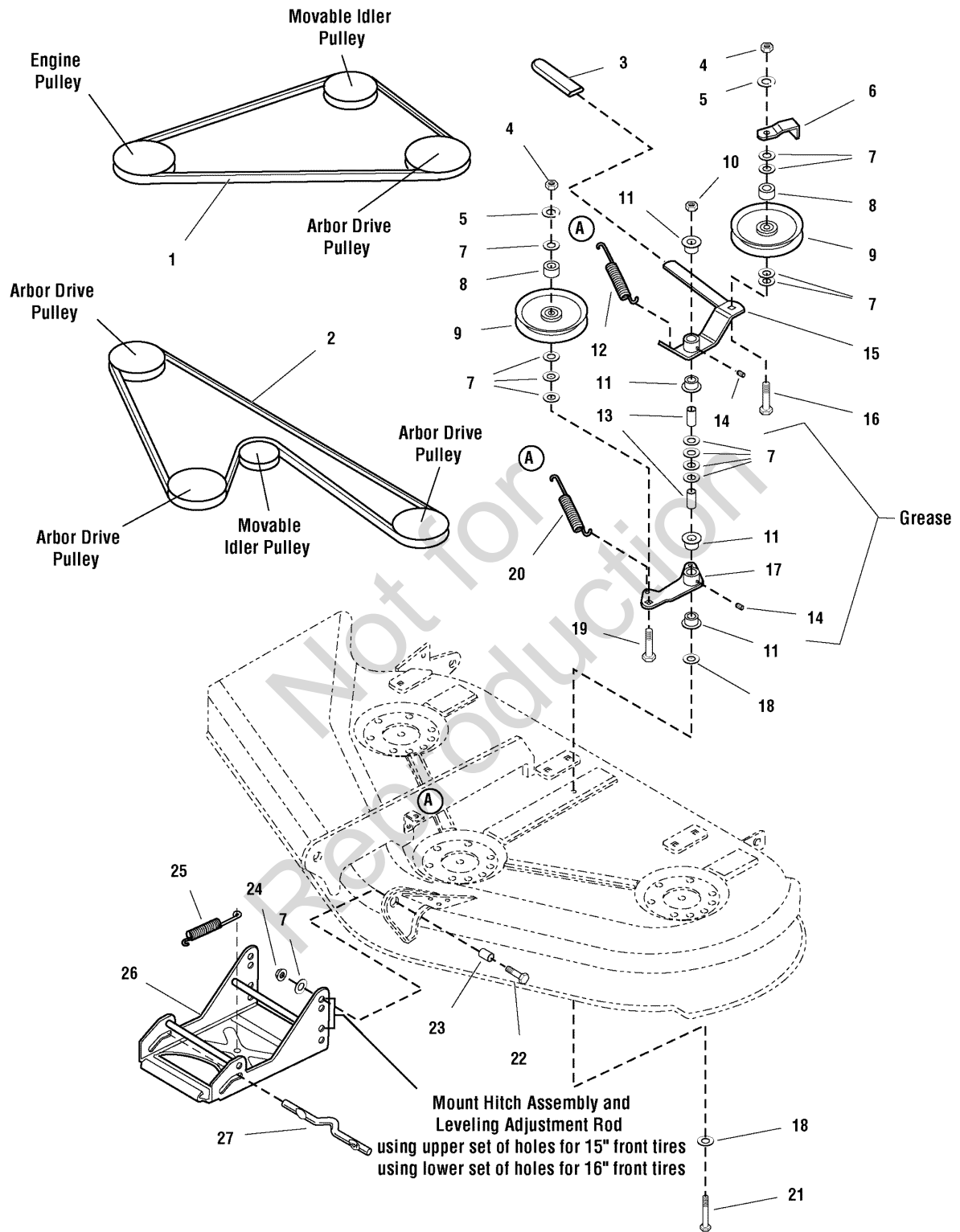
### The above parts group applies to the following Mfg. Nos.:

1694624 - Conquest	1694752 - 2720H	2690272 - 2722H
1694625 - Conquest	1694816 - Conquest	2690414 - Conquest
1694626 - 1722H	1694818 - 1723H	2690415 - Conquest
1694628 - 2722H	1694819 - Conquest	2690417 - 2723H
1694746 - Conquest	1694820 - 2723H	2690702 - Conquest
1694747 - 1720H	2690264 - Conquest	

# 44" Mower Deck - Belt, Idler Arm & Hitch

986945

NOTE: Unless noted otherwise,  
use the standard hardware torque  
specification chart.



The above parts group applies to the following Mfg. Nos.:

1694038 - 44" Mower

1694044 - 44" Mower

1694173 - 44" Mower

## 44" Mower Deck - Belt, Idler Arm & Hitch

REF NO	PART NO.	QTY.	DESCRIPTION
1	1601672SM	1	V-BELT, Mower Drive
2	1721532SM	1	V-BELT, Arbor Drive
3	1665835	1	GRIP, Lever
4	1916950SM	2	NUT, Hex, 3/8-16
5	1916965SM	2	WASHER, Lock, 3/8
6	1677135ASM	1	BELT STOP, Idler
7	1924940SM	14	WASHER, 3/8
8	1666294SM	2	SPACER, 25/64 x 21/32 x 7/16, Powder Metal
9	1685150SM	2	PULLEY, Idler (Includes Ref. No. 8)
10	1960339SM	1	NUT, Hex Flange, 3/8-16, MAC Lock Large, Black
11	1676148SM	4	BUSHING, 5/8 x 3/4 x 13/32, Powder Metal
12	1715435SM	1	SPRING
13	1674669SM	2	SPACER, 25/64 x 5/8 x 1-1/8, Case Hardened
14	2812808SM	2	GREASE FITTING
15	1704658SM	1	LEVER ASSEMBLY, Idler (Includes Ref. Nos. 3, 11 & 14)
16	1960315SM	1	CARRIAGE BOLT, 3/8-16 x 2
17	1718561SM	1	LEVER ASSEMBLY, Idler Arm (Includes Ref. Nos. 11 & 14)
18	1924356SM	2	WASHER, 3/8, Black
19	1931352SM	1	CARRIAGE BOLT, 3/8-16 x 1-1/2
20	1656936SM	1	SPRING
21	1923938SM	1	CAPSCREW, Hex Head, 3/8-16 x 3-1/2
22	1921968SM	2	CAPSCREW, Hex Head, 3/8-16 x 1-3/8
23	2157081SM	2	SPACER, 3/8 x 3/4 x 1/2
24	2860681SM	2	NUT, Hex Toplock Spirallock Flange, 3/8-16
25	2156302SM	1	SPRING
26	1707432ASM	1	HITCH ASSEMBLY
27	1715759SM	1	ROD, Latch

### Footnotes

The above parts group applies to the following Mfg. Nos.:

1694038 - 44" Mower

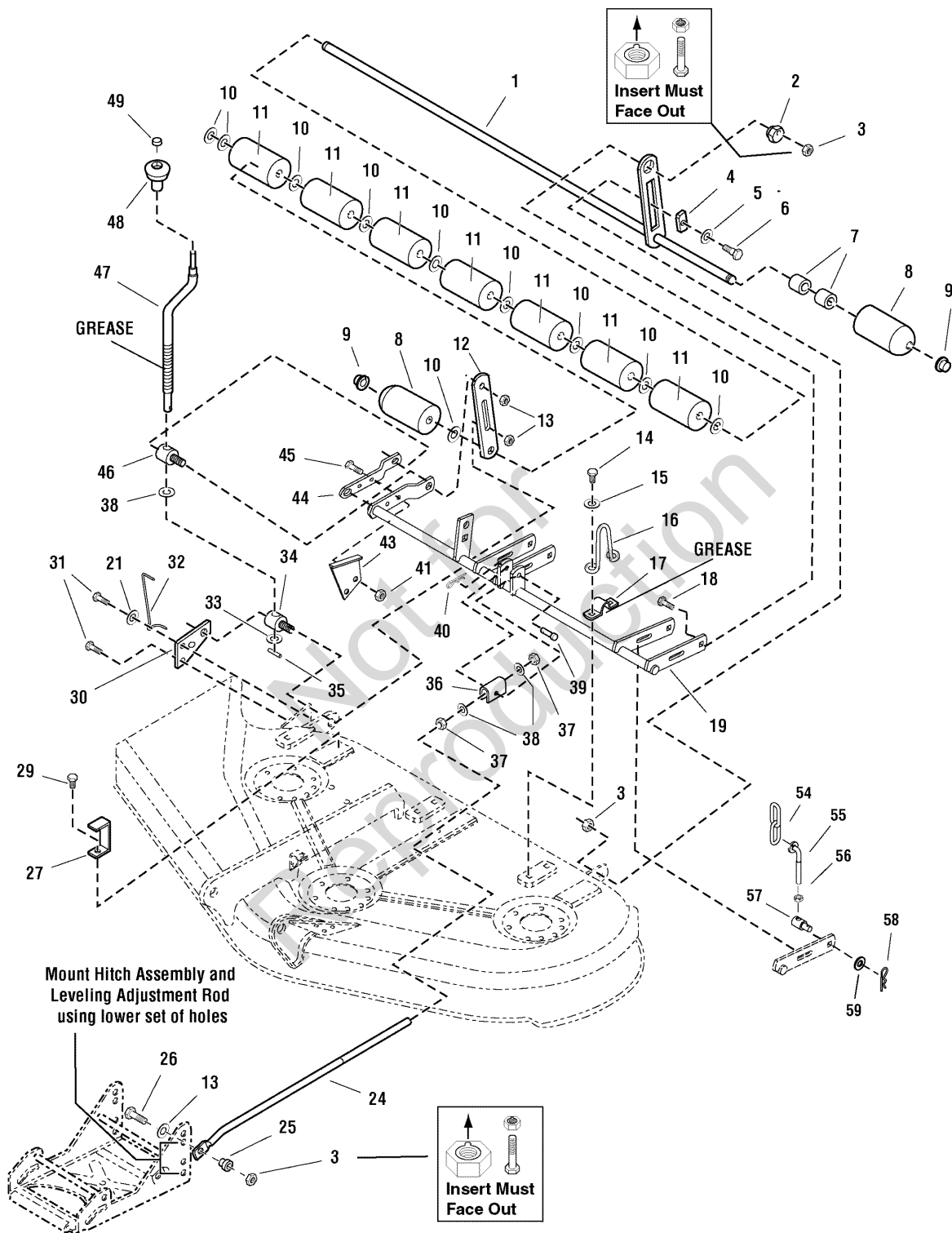
1694044 - 44" Mower

1694173 - 44" Mower

# 44" Mower Deck - Height Adjustment & Roller Bar

NOTE: Unless noted otherwise, use the standard hardware torque specification chart.

B985974



The above parts group applies to the following Mfg. Nos.:

- 1694038 - 44" Mower
- 1694044 - 44" Mower
- 1694173 - 44" Mower



## 44" Mower Deck - Height Adjustment & Roller Bar

REF NO	PART NO.	QTY.	DESCRIPTION
1	1685443SM	1	SHAFT ASSEMBLY, Roller, 44", (Includes Ref. Nos. 7 & 9)
2	1704082SM	1	NUT, Adjuster
3	2860681SM	3	NUT, Hex Aluminum Insert Lock, 3/8-16
4	1677507SM	1	SLIDE
5	1924361SM	1	WASHER, Plain, 1/2
6	2172622SM	1	BOLT, Shoulder, 3/8-16
7	1602946SM	2	SPACER, 25/64 x 13/16 x 13/16, Steel, Black
8	1722036SM	2	ROLLER, Rounded, 2-1/2 Long
9	1960520SM	2	NUT, Push
10	1924366SM	10	WASHER, Plain, 1-1/4
11	1668513SM	7	ROLLER
12	1704074ASM	1	BAR, Roller
13	1930644SM	2	NUT, Hex, Flange, Lock, 1/2-13
14	1664847SM	5	CAPSCREW, Hex Head Taptite, 5/16 -18 x 3/4
15	1924940SM	5	WASHER, 3/8
16	1722747SM	1	UP-STOP, 6-1/4 High, Black
17	1665374SM	3	STRAP, Mower Arm Assembly
18	1931352SM	1	CARRIAGE BOLT, 3/8-16 x 1-1/2
19	1733521ASM	1	ARM ASSEMBLY, Mower
21	1919381SM	1	WASHER, 5/16, Black
24	1704093SM	1	ROD, Adjustment
25	1706644SM	1	SPACER, 3/8 x 3/4 x 15/16
26	1922606SM	1	CAPSCREW, Hex Head, 3/8-16 x 1-3/4
27	1722748ASM	1	BRACKET, Up-Stop, 6" Long
29	1664847SM	2	CAPSCREW, Hex Washer Head Taptite, 5/16-18 x 3/4, Black
30	1704080ASM	1	PLATE, Mower Support
31	1931202SM	2	CAPSCREW, Hex Head Taptite, 5/16-18 x 1-1/4
32	1704114SM	1	INDICATOR, Cutting Height
33	1704097SM	1	WASHER, Detent
34	1704086SM	1	TRUNNION
35	2816001SM	1	PIN, Roll, 1
36	1704081ASM	1	TRUNNION
37	1913744SM	2	NUT, Hex, Jam, 1/2-13
38	1960170SM	3	WASHER, 33/64
39	2118053SM	1	PIN, Clevis
40	1960074SM	3	CLIP, Hair Pin
41	1931277SM	2	NUT, Whiz Lock 5/16-18
43	1704116ASM	1	BRACKET, Cutting Height
44	1704083ASM	1	ARM, Rear, Mower, RH
45	1921977SM	2	CAPSCREW, Hex Head, 5/16-18 x 1-1/4

### Footnotes

The above parts group applies to the following Mfg. Nos.:

1694038 - 44" Mower

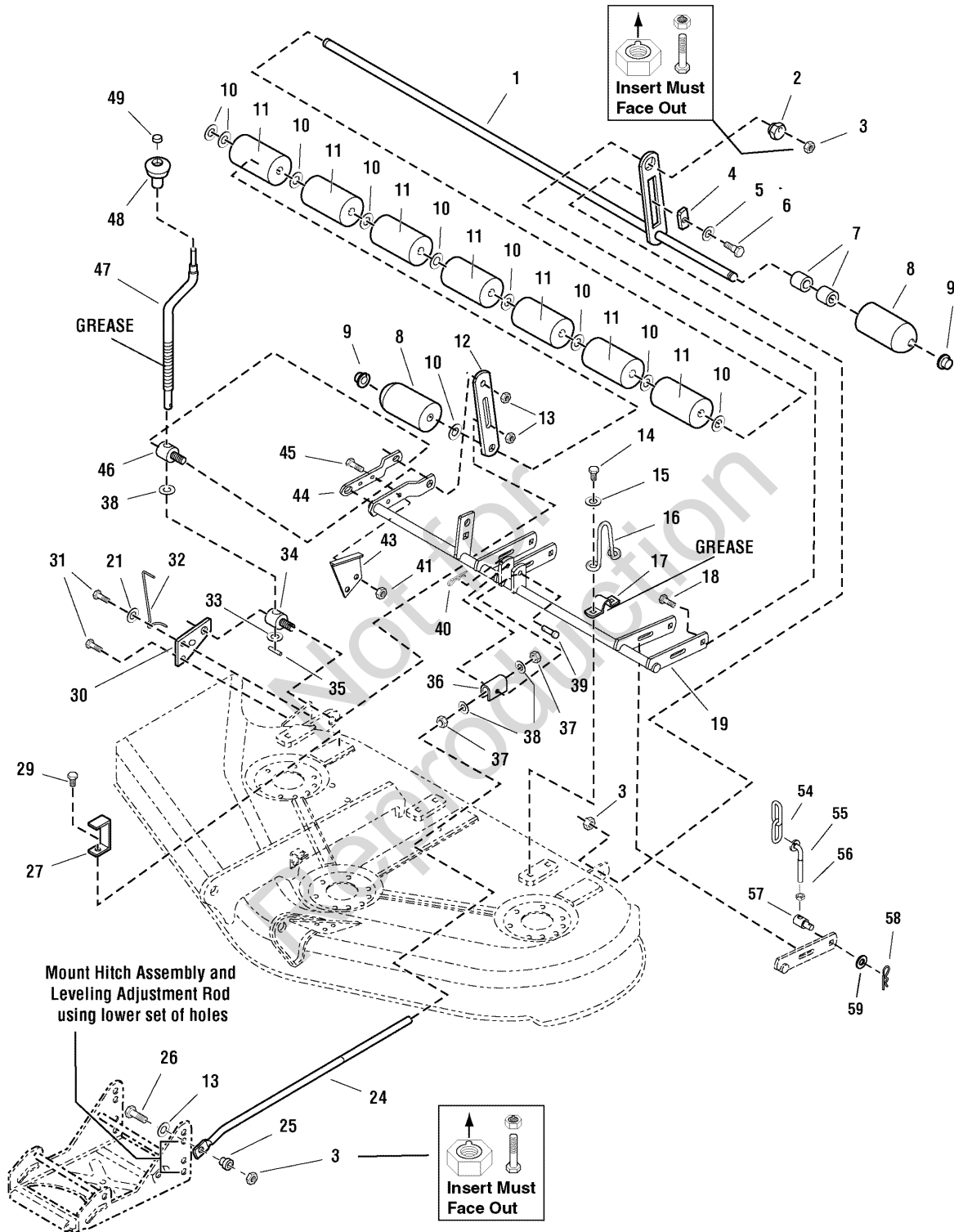
1694044 - 44" Mower

1694173 - 44" Mower

# 44" Mower Deck - Height Adjustment & Roller Bar

B985974

**NOTE:** Unless noted otherwise,  
use the standard hardware torque  
specification chart.



**The above parts group applies to the following Mfg. Nos.:**

- 1694038 - 44" Mower
- 1694044 - 44" Mower
- 1694173 - 44" Mower

## 44" Mower Deck - Height Adjustment & Roller Bar

REF NO	PART NO.	QTY.	DESCRIPTION
46	1704087SM	1	TRUNNION, Threaded
47	1719901SM	1	CRANK, Cutting Height
48	1714084SM	1	KNOB, Height Crank
49	1960093SM	1	PAL NUT
54	1731383ASM	1	CHAIN, 2-Link
55	1731384SM	1	ROD, Height Adjustment
56	1920161SM	1	NUT, Hex Jam
57	1731382SM	1	TRUNNION
58	1960074SM	1	CLIP, Hair Pin
59	1924940SM	1	WASHER, 3/8

Not for  
Reproduction

### Footnotes

---

**The above parts group applies to the following Mfg. Nos.:**

1694038 - 44" Mower

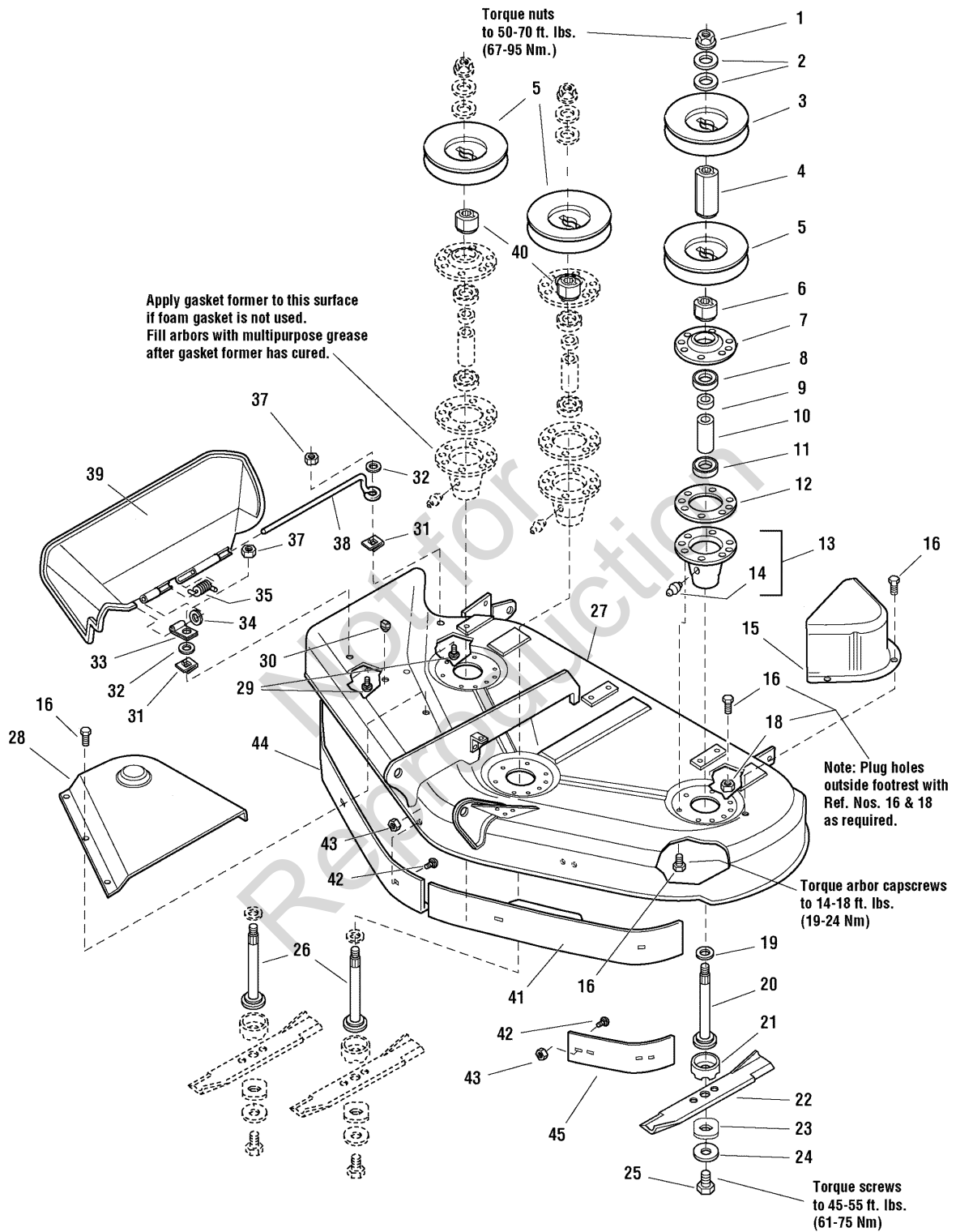
1694044 - 44" Mower

1694173 - 44" Mower

# 44" Mower Deck - Housing, Arbors & Blades

985971

**NOTE:** Unless noted otherwise, use the standard hardware torque specification chart.



**The above parts group applies to the following Mfg. Nos.:**

- 1694038 - 44" Mower
- 1694044 - 44" Mower
- 1694173 - 44" Mower

## 44" Mower Deck - Housing, Arbors & Blades

REF NO	PART NO.	QTY.	DESCRIPTION
1	1714419SM	3	NUT, Hex Flange, 9/16-18
2	1713675SM	6	WASHER, Bellevilled, 9/16
3	1713161SM	1	PULLEY, 4-1/2 O.D.
3	1713091SM	1	PULLEY, 5 O.D.
4	1713158SM	1	HUB, Double Pulley
5	1713098SM	3	PULLEY
6	1713533SM	1	HUB, Double Pulley
7	1655729ASM	3	COVER, Arbor Housing
8	2108202SM	3	BEARING, Ball, 3/4 x 1-3/4 x 5/8
9	1715724SM	3	SPACER, 21/32 x 3/4 x 5/8
10	1732544SM	3	SPACER, 11/16 x 5/32 x 2-11/16
11	1705897SM	3	BEARING, Ball, 11/16 x 1-9/16 x 15/32
12	1707335SM	3	GASKET, Foam
13	1713338ASM	3	HOUSING ASSEMBLY, Arbor Bottom, w/Lube Fitting (Includes Ref. No. 14)
14	1704314SM	3	FITTING, Grease
15	1720560ASM	1	COVER, Arbor
15	1732200ASM	1	COVER, Arbor without Ribs
16	1664847SM	29	CAPSCREW, Hex Head Taptite, 5/16-18 x 3/4
18	1931277SM	1	NUT, Hex Flange, 5/16,
19	1713619SM	3	WASHER, Bellevilled, 9/16, Black
20	1713612SM	1	SHAFT, Arbor (LH)
21	1713196SM	3	SHIELD, Grass, Lower
22	1704100ASM	3	BLADE, Mower, 16-1/8 (For 44" Deck)
23	1713089SM	3	WASHER, Hex, 11/16 x 2
24	1656916SM	3	WASHER, Spring 15/32, Black
25	2823471SM	3	CAPSCREW, Hex Head, 7/16-14 x 1
26	1713195SM	2	SHAFT, Arbor (Center & RH)
27	1685411SM	1	MOWER HOUSING ASSEMBLY, 44" Mower (Orange)
27	1687154SM	1	MOWER HOUSING ASSEMBLY, 44" Mower (Red)
28	1715673SM	1	COVER, Arbor
29	1931318SM	2	CARRIAGE BOLT, 1/4-20 x 7/8
30	1705115SM	1	PLUG, Hole
31	1960518SM	2	NUT, Push
32	1960353SM	2	WASHER, 1/4, Black
33	1704873SM	1	CLAMP
34	1919326SM	1	WASHER, 5/16, Black
35	7101082SM	1	SPRING
37	1920397SM	2	NUT, ESNA 1/4-20
38	1706709SM	1	ROD, Deflector, Front
39	1705449SM	1	DEFLECTOR, Plastic

### Footnotes

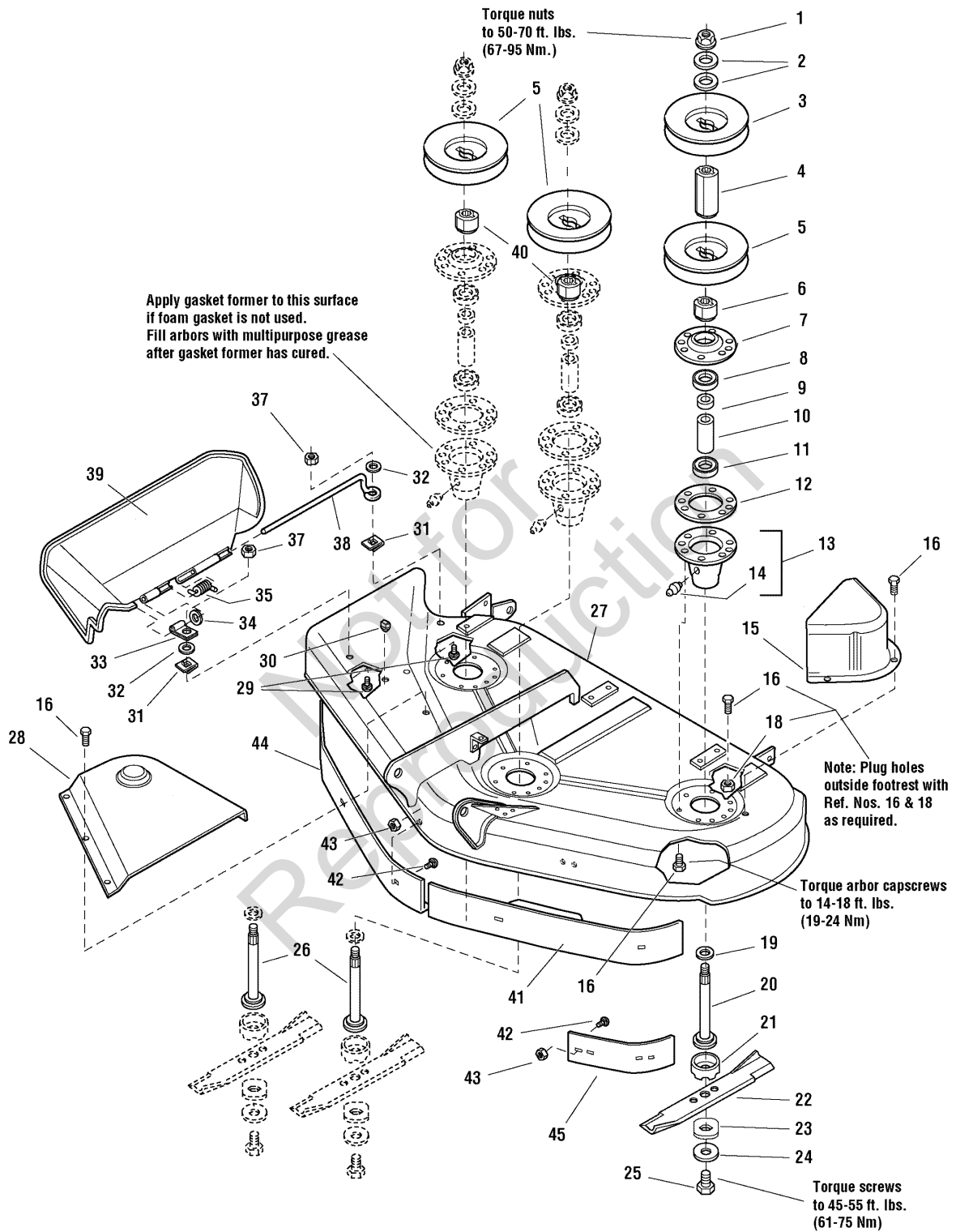
The above parts group applies to the following Mfg. Nos.:

1694038 - 44" Mower  
 1694044 - 44" Mower  
 1694173 - 44" Mower

# 44" Mower Deck - Housing, Arbors & Blades

985971

**NOTE:** Unless noted otherwise, use the standard hardware torque specification chart.



**The above parts group applies to the following Mfg. Nos.:**

- 1694038 - 44" Mower
- 1694044 - 44" Mower
- 1694173 - 44" Mower

## 44" Mower Deck - Housing, Arbors & Blades

REF NO	PART NO.	QTY.	DESCRIPTION
40	1713197SM	2	HUB, Pulley, Center & RH
41	1716879ASM	1	BAFFLE, Anti-Blowout, LH (CE/Export)
42	1931333SM	2/8/1	CARRIAGE BOLT, 5/16-18 x 3/4, Black (CE/Export)
43	1927557SM	2/8/1	NUT, Hex Flange Whiz Lock, 5/16-18, Black (CE/Export)
44	1716878ASM	1	BAFFLE, Anti-Blowout, RH (CE/Export)
45	1724538ASM	1	BAFFLE, Blowout, 44" & 50"

Not for  
Reproduction

### Footnotes

---

**The above parts group applies to the following Mfg. Nos.:**

1694038 - 44" Mower

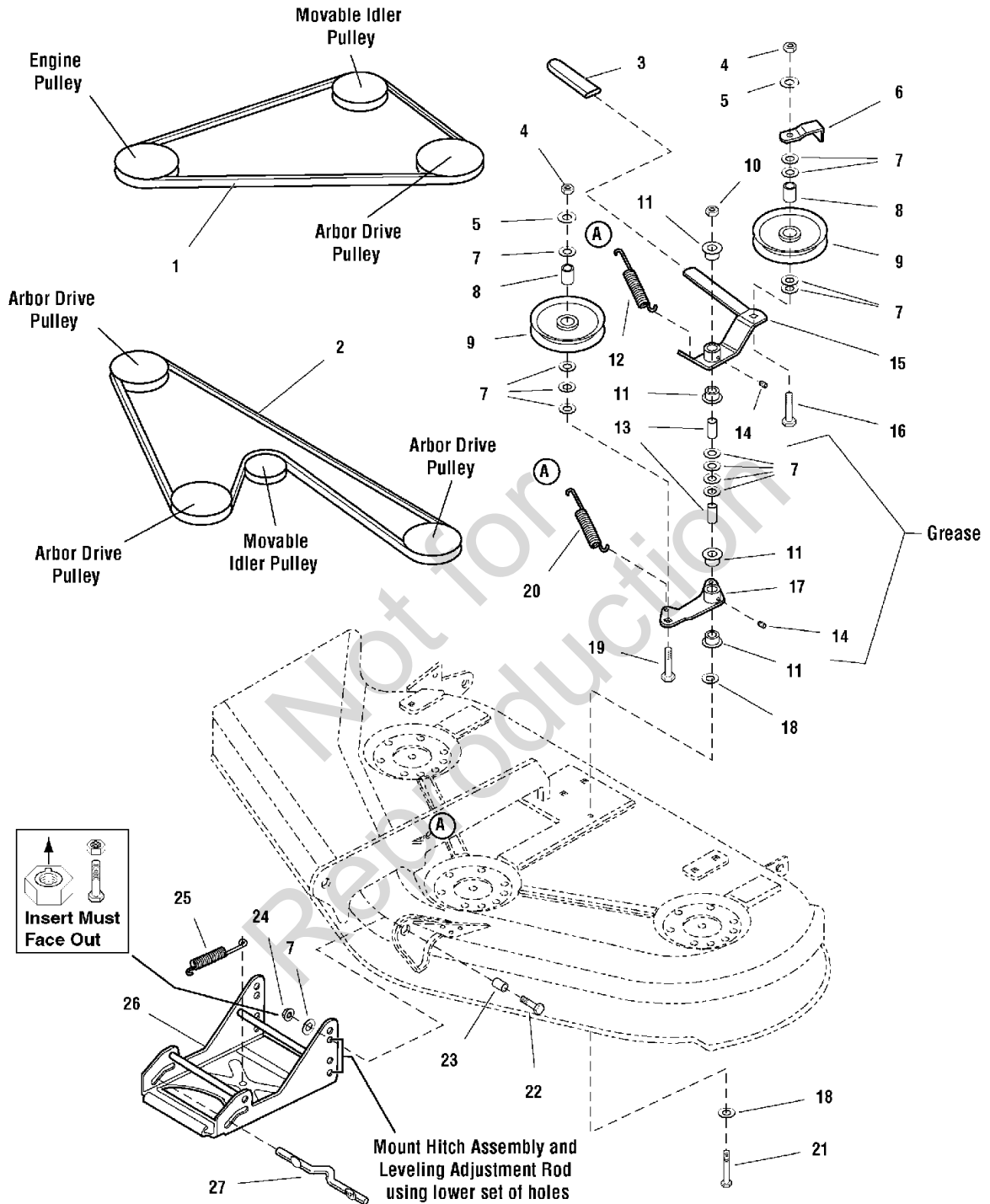
1694044 - 44" Mower

1694173 - 44" Mower

# 50" Mower Deck - Clutch & Support

NOTE: Unless noted otherwise, use the standard hardware torque specification chart.

984271C



The above parts group applies to the following Mfg. Nos.:

- 1694039 - 50" Mower
- 1694045 - 50" Mower
- 1694174 - 50" Mower
- 2690415 - Conquest
- 2690702 - Conquest



## 50" Mower Deck - Clutch & Support

REF NO	PART NO.	QTY.	DESCRIPTION
1	1707740SM	1	V-BELT, Mower Drive
2	1703836SM	1	V-BELT, Arbor Drive
3	1665835	1	GRIP, Lever
4	1916950SM	2	NUT, Hex, 3/8-16
5	1916965SM	2	WASHER, Lock, 3/8
6	1677135ASM	1	BELT STOP, Idler
7	1924940SM	14	WASHER, 3/8
8	1716553SM	1	HUB, 25/64 x 3/4 x 63/64, Powder Metal
9	1685150SM	2	PULLEY, Idler (Includes Ref. No. 8)
10	1960339SM	1	NUT, Hex Flange, 3/8-16, MAC Lock Large, Black
11	1676148SM	4	BUSHING, 5/8 x 3/4 x 13/32, Powder Metal
12	1715435SM	1	SPRING
13	1674669SM	2	SPACER, 25/64 x 5/8 x 1-1/8, Case Hardened
14	2812808SM	2	GREASE FITTING
15	1704658SM	1	LEVER ASSEMBLY, Idler (Includes Ref. Nos. 11 & 14)
16	1960315SM	1	CARRIAGE BOLT, 3/8-16 x 2
17	1718561SM	1	LEVER ASSEMBLY, Idler Arm (Includes Ref. Nos. 11 & 14)
18	1924356SM	2	WASHER, 3/8, Black
19	1931352SM	1	CARRIAGE BOLT, 3/8-16 x 1-1/2
20	1656936SM	1	SPRING
21	1923938SM	1	CAPSCREW, Hex Head, 3/8-16 x 3-1/2
22	1921968SM	2	CAPSCREW, Hex Head, 3/8-16 x 1-3/8
23	2157081SM	2	SPACER, 3/8 x 3/4 x 1/2
24	2860681SM	2	NUT, Hex Aluminum Insert Lock, 3/8-16
25	2156302SM	1	SPRING
26	1707432ASM	1	HITCH ASSEMBLY
27	1715759SM	1	ROD, Latch

### Footnotes

---

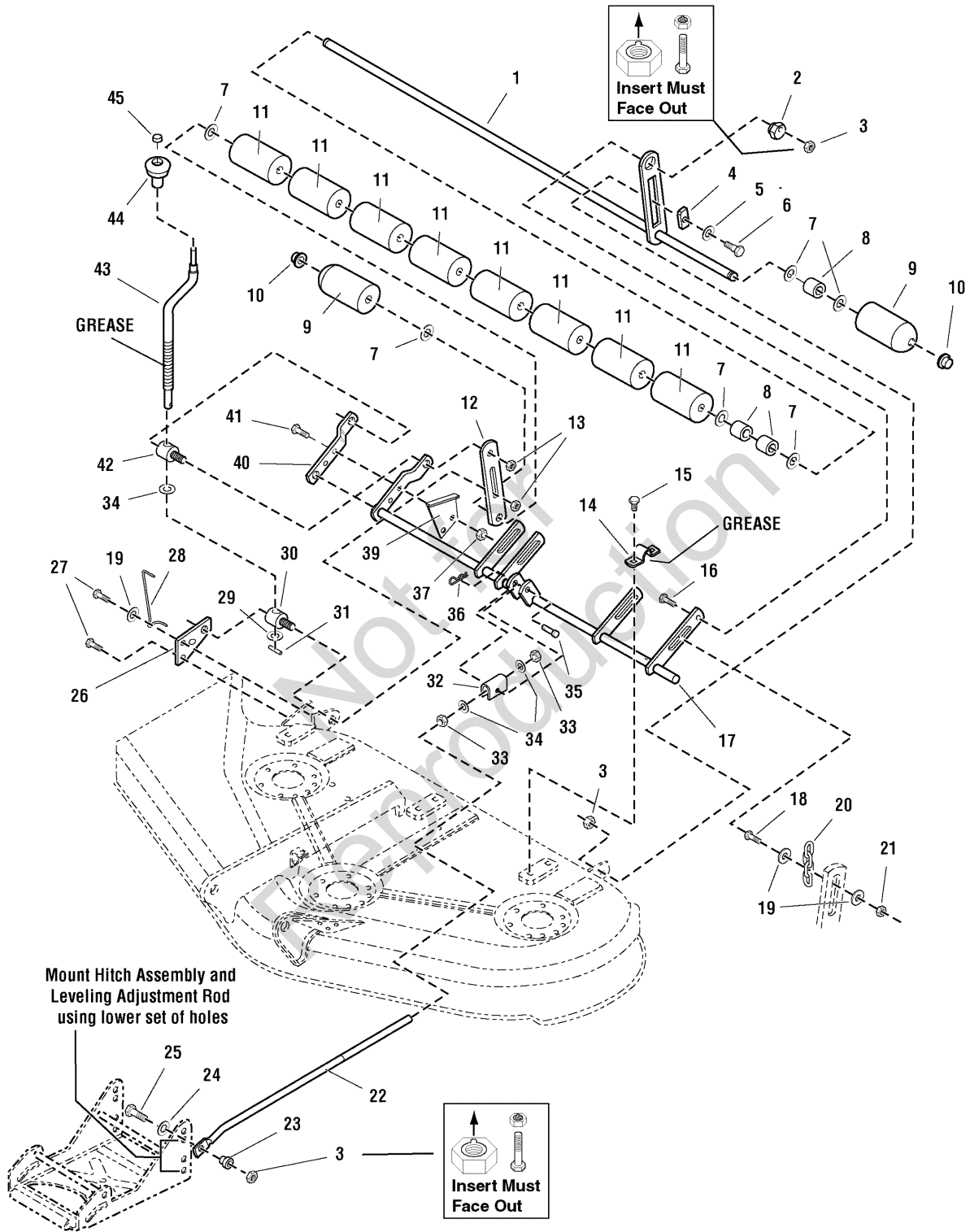
**The above parts group applies to the following Mfg. Nos.:**

1694039 - 50" Mower  
1694045 - 50" Mower  
1694174 - 50" Mower  
2690415 - Conquest  
2690702 - Conquest

# 50" Mower Deck - Height Adjustment & Roller Bar

986020

NOTE: Unless noted otherwise,  
use the standard hardware torque  
specification chart.



The above parts group applies to the following Mfg. Nos.:

- 1694039 - 50" Mower
- 1694045 - 50" Mower
- 1694174 - 50" Mower
- 2690415 - Conquest
- 2690702 - Conquest

## 50" Mower Deck - Height Adjustment & Roller Bar

REF NO	PART NO.	QTY.	DESCRIPTION
1	1686687SM	1	SHAFT ASSEMBLY, Roller, 50", (Includes Ref. No. 10)
2	1704082SM	1	NUT, Adjuster
3	2860681SM	3	NUT, Hex Aluminum Insert Lock, 3/8-16
4	1677507SM	1	SLIDE
5	1924361SM	1	WASHER, Plain, 1/2
6	2172622SM	1	BOLT, Shoulder, 3/8-16
7	1924366SM	8	WASHER, Plain, 1 1/4
8	1709195SM	3	SPACER, 21/32 x 5/32 x 5/8
9	1722036SM	2	ROLLER, Rounded End
10	1960520SM	2	NUT, Push
11	1668513SM	8	ROLLER
12	1704074ASM	1	BAR, Roller
13	1930644SM	2	NUT, Hex Flange, 2 Way Lock, 1/2-13
14	1665374SM	3	STRAP, Mower Arm Assembly
15	1664847SM	6	CAPSCREW, Hex Head Taptite, 5/16 -18 x 3/4
16	1931352SM	1	CARRIAGE BOLT, 3/8-16 x 1-1/2
17	1718828ASM	1	ARM ASSEMBLY, Mower
18	1930570SM	2	CAPSCREW, Hex Head, 5/16-18 x 1-1/4, G8, 1/2 Thread
19	1919381SM	5	WASHER, 5/16, Black
20	1708088ASM	2	CHAIN, 4 Link, 6 3/32 Long
21	1919438SM	2	NUT, Hex Lock ESNA Light, 5/16-18, Black
22	1722995SM	1	ROD, Adjustment
23	1706644SM	1	SPACER, 3/8 x 3/4 x 15/16
24	1924940SM	1	WASHER, 3/8
25	1922606SM	1	CAPSCREW, Hex Head, 3/8-16 x 1-3/4
26	1704080ASM	1	PLATE, Mower Support
27	1931202SM	2	CAPSCREW, Hex Head Taptite, 5/16-18 x 1-1/4
28	1704114SM	1	INDICATOR, Cutting Height
29	1704097SM	1	WASHER, Detent
30	1704086SM	1	TRUNNION
31	2816001SM	1	PIN, Roll, 1
32	1706645ASM	1	TRUNNION
33	1915726SM	2	NUT, Hex, Jam, 1/2-13
34	1960170SM	1	WASHER, 11/32
35	2118053SM	1	PIN, Clevis
36	1960074SM	1	CLIP, Hair Pin
37	1931277SM	2	NUT, Whiz Lock, 5/16-18
39	1704116ASM	1	BRACKET, Cutting Height
40	1704083ASM	1	ARM, Rear, Mower, RH
41	1921977SM	2	CAPSCREW, Hex Head, 5/16-18 x 1-1/4

### Footnotes

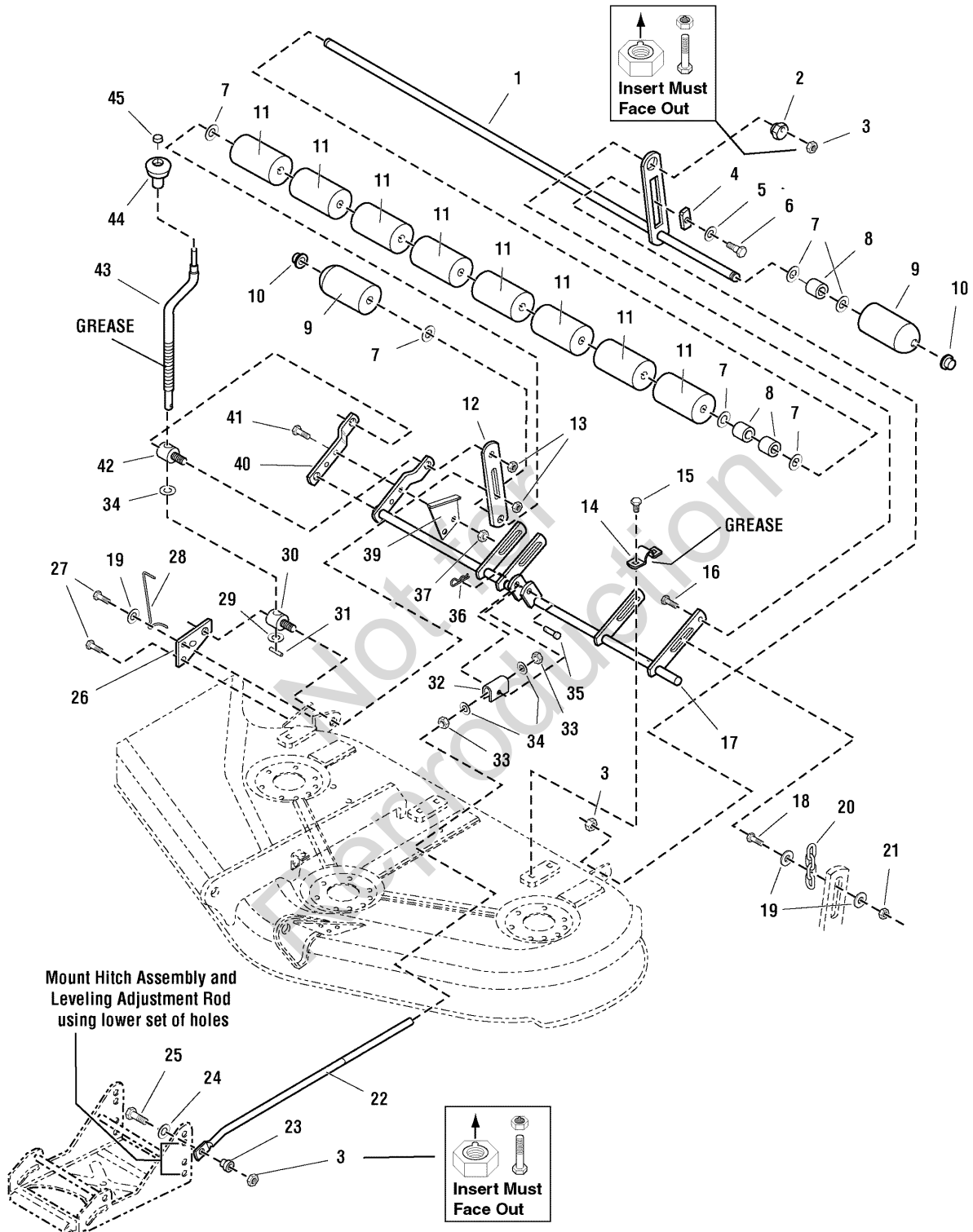
**The above parts group applies to the following Mfg. Nos.:**

1694039 - 50" Mower  
 1694045 - 50" Mower  
 1694174 - 50" Mower  
 2690415 - Conquest  
 2690702 - Conquest

# 50" Mower Deck - Height Adjustment & Roller Bar

986020

NOTE: Unless noted otherwise,  
use the standard hardware torque  
specification chart.



The above parts group applies to the following Mfg. Nos.:

- 1694039 - 50" Mower
- 1694045 - 50" Mower
- 1694174 - 50" Mower
- 2690415 - Conquest
- 2690702 - Conquest

## 50" Mower Deck - Height Adjustment & Roller Bar

REF NO	PART NO.	QTY.	DESCRIPTION
42	1704087SM	1	TRUNNION, Threaded
43	1719901SM	1	CRANK, Cutting Height
44	1714084SM	1	KNOB, Height Crank
45	1960093SM	1	PAL NUT

Not for  
Reproduction

### Footnotes

---

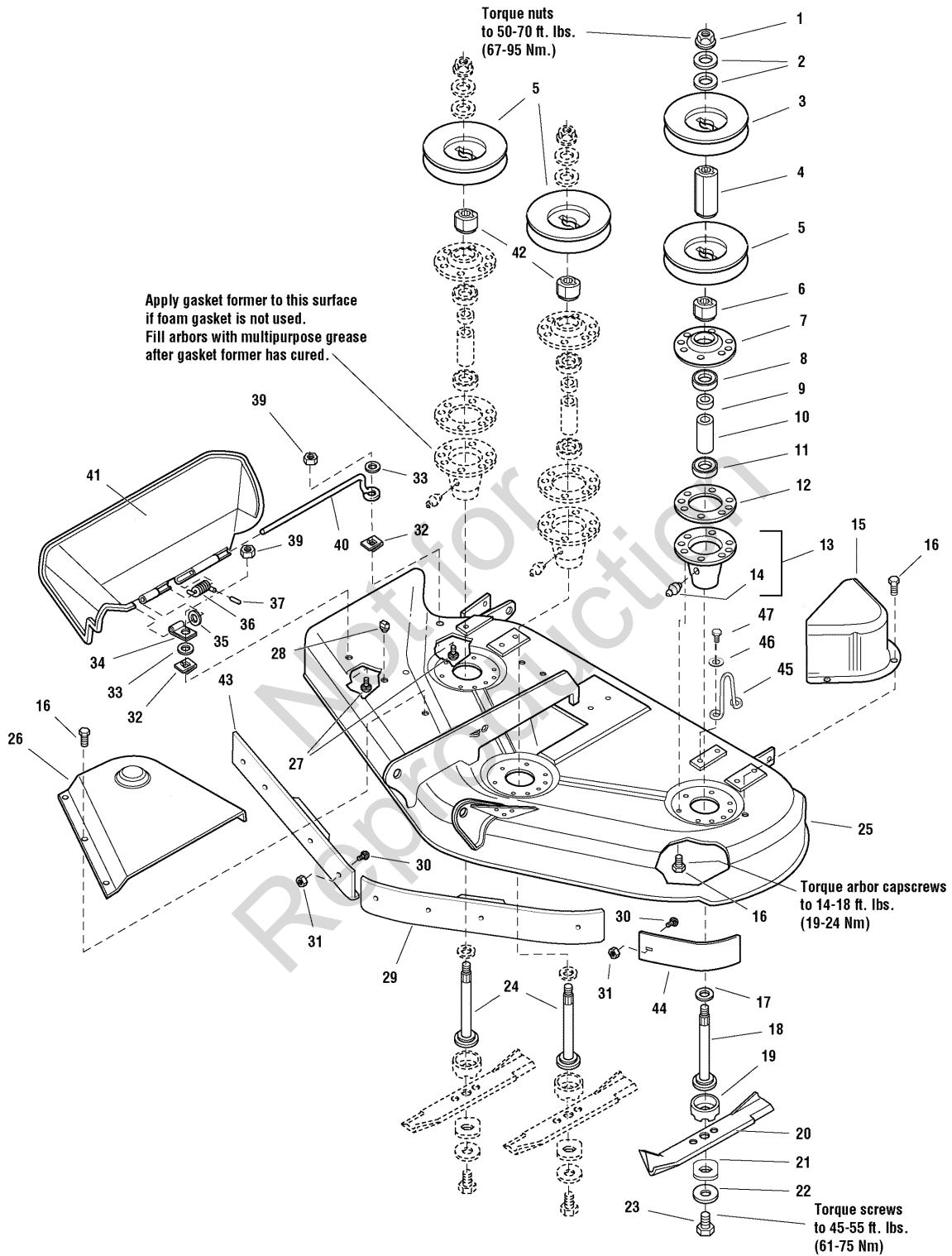
**The above parts group applies to the following Mfg. Nos.:**

1694039 - 50" Mower  
1694045 - 50" Mower  
1694174 - 50" Mower  
2690415 - Conquest  
2690702 - Conquest

# 50" Mower Deck - Housing, Arbors & Blades Group

985972

**NOTE:** Unless noted otherwise, use the standard hardware torque specification chart.



The above parts group applies to the following Mfg. Nos.:

- 1694039 - 50" Mower
- 1694045 - 50" Mower
- 1694174 - 50" Mower
- 2690415 - Conquest
- 2690702 - Conquest

## 50" Mower Deck - Housing, Arbors & Blades Group

REF NO	PART NO.	QTY.	DESCRIPTION
1	1714419SM	3	NUT, Hex Flange, 9/16-18
2	1713675SM	6	WASHER, Bellevilled, 9/16
3	1713161SM	1	PULLEY
4	1713158SM	1	HUB, Double Pulley
5	1713098SM	3	PULLEY
6	1713533SM	1	HUB, Double Pulley
7	1655729ASM	3	COVER, Arbor Housing
8	2108202SM	3	BEARING, Ball, 3/4 x 1-3/4 x 5/8
9	1715724SM	3	SPACER, 21/32 x 3/4 x 5/8
10	1732544SM	3	SPACER, 11/16 x 5/32 x 2-11/16
11	1705897SM	3	BEARING, Ball, 11/16 x 1-9/16 x 15/32
12	1707335SM	3	GASKET, Foam
13	1713338ASM	3	HOUSING ASSEMBLY, Arbor Bottom, w/Lube Fitting (Includes Ref. No. 14)
14	1704314SM	3	FITTING, Grease
15	1720560ASM	1	COVER, Arbor
16	1664847SM	26	CAPSCREW, Hex Head Taptite, 5/16-18 x 3/4
17	1713619SM	3	WASHER, Bellevilled, 9/16, Black
18	1713612SM	1	SHAFT, Arbor (LH)
19	1713196SM	3	SHIELD, Grass, Lower
20	1708229ASM	3	BLADE, Mower, 18-1/8
21	1713089SM	3	WASHER, Hex, 11/16 x 2
22	1656916SM	3	WASHER, Spring 15/32, Black
23	2823471SM	3	CAPSCREW, Hex Head, 7/16-14 x 1
24	1713195SM	2	SHAFT, Arbor (Center & RH)
25	1685495SM	1	MOWER HOUSING ASSEMBLY, 50" Mower (Orange)
25	1687155SM	1	MOWER HOUSING ASSEMBLY, 50" Mower (Red)
26	1715673SM	1	COVER, Arbor
27	1931318SM	2	CARRIAGE BOLT, 1/4-20 x 7/8
28	1705115SM	1	PLUG, Hole
29	1716870ASM	1	BAFFLE, Anti-Blowout, LH (CE/Export)
30	1931333SM	2/11	CARRIAGE BOLT, 5/16-18 x 3/4
31	1927557SM	2/11	NUT, Hex, Whizlock, 5/16-18
32	1960518SM	2	NUT, Push
33	1960353SM	2	WASHER, 1/4, Black
34	1704873SM	1	CLAMP
35	1919326SM	1	WASHER, 5/16, Black
36	7101082SM	1	SPRING
37	1723323SM	1	CAP, Spring End
39	1920397SM	2	NUT, Hex, 1/4-20 ESNA
40	1706709SM	1	ROD, Deflector, Front

### Footnotes

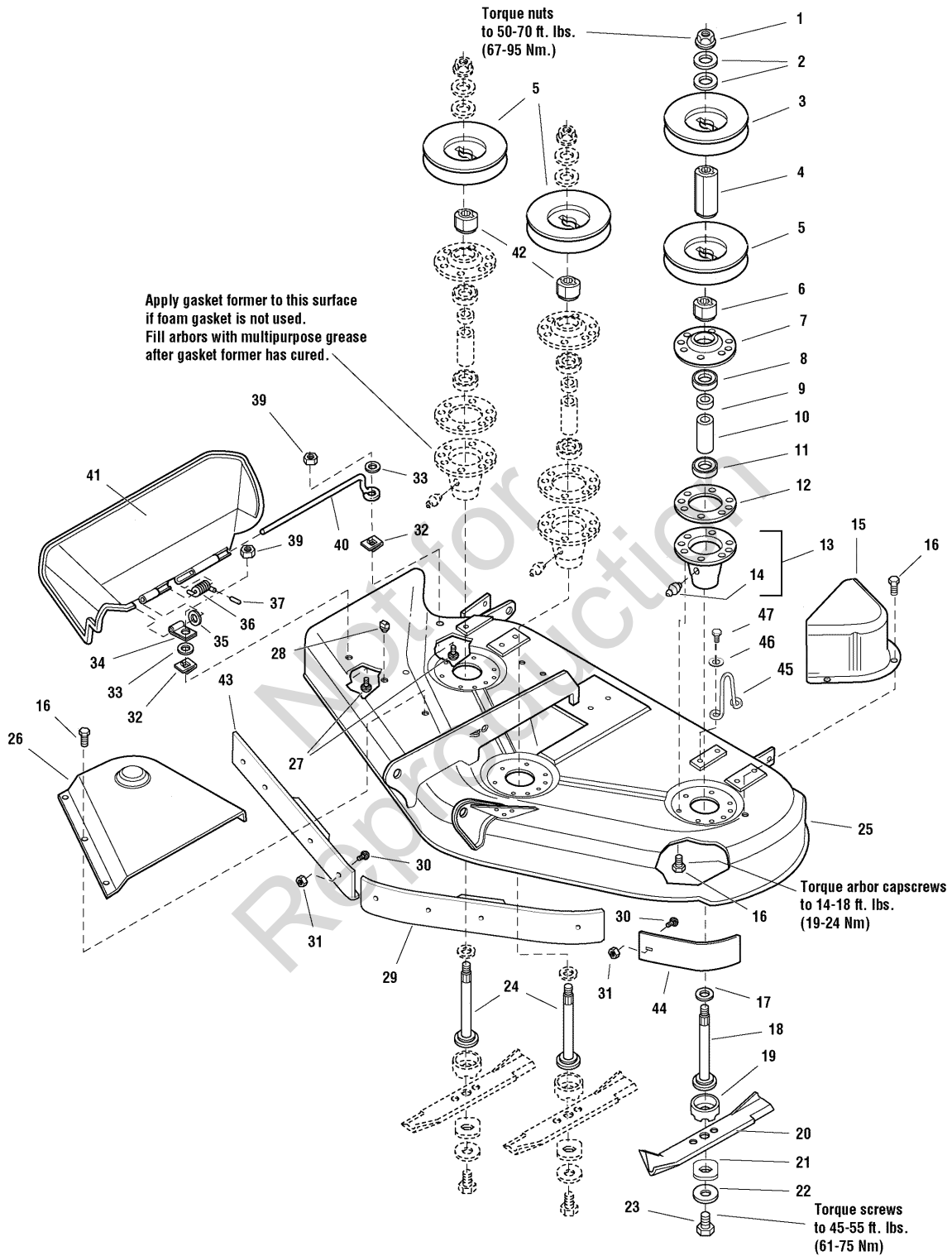
**The above parts group applies to the following Mfg. Nos.:**

1694039 - 50" Mower  
 1694045 - 50" Mower  
 1694174 - 50" Mower  
 2690415 - Conquest  
 2690702 - Conquest

# 50" Mower Deck - Housing, Arbors & Blades Group

985972

**NOTE:** Unless noted otherwise, use the standard hardware torque specification chart.



**The above parts group applies to the following Mfg. Nos.:**

- 1694039 - 50" Mower
- 1694045 - 50" Mower
- 1694174 - 50" Mower
- 2690415 - Conquest
- 2690702 - Conquest



## 50" Mower Deck - Housing, Arbors & Blades Group

REF NO	PART NO.	QTY.	DESCRIPTION
41	1705449SM	1	DEFLECTOR, Plastic
42	1713197SM	2	HUB, Pulley, Center & RH
43	1716869ASM	1	BAFFLE, Anti-Blowout, RH (CE/Export)
45	1719929SM	1	UPSTOP
44	1724538ASM	1	BAFFLE, Anit-Blowout
46	1924940SM	2	WASHER
47	1664847SM	1	CAPSCREW, Taptite 5/16-18 x 3/4

Not for  
Reproduction

### Footnotes

---

**The above parts group applies to the following Mfg. Nos.:**

1694039 - 50" Mower  
1694045 - 50" Mower  
1694174 - 50" Mower  
2690415 - Conquest  
2690702 - Conquest



## 54" Mower Deck - Drive Group

REF NO	PART NO.	QTY.	DESCRIPTION
1	1722039SM	1	V-BELT, Engine PTO
2	1671076SM	1	V-BELT, 54 Mower Deck
3	1921977SM	1	CAPSCREW, Hex Head, 5/16-18 x 1-1/4
4	1917356SM	1	WASHER, Lock, 5/16
5	1917372SM	1	NUT, Hex, 5/16-18
6	1715435SM	1	SPRING
7	1657242SM	1	SPACER, 25/64 x 5/8 x 1-55/64
8	1924940SM	7	WASHER, 3/8
9	1960246SM	1	CAPSCREW, Hex Head, 3/8-16 x 4-1/2
10	1916950SM	2	NUT, Hex, 3/8-16
11	1916965SM	2	WASHER, Lock, 3/8
12	1716553SM	2	HUB, 25/64 x 3/4 x 63/64, Powder Metal
13	1685150SM	2	PULLEY, Idler (Includes Ref. No. 12)
14	2157081SM	1	SPACER
15	1720379SM	1	ASSEMBLY, Lever
16	1960315SM	1	CARRIAGE BOLT, 3/8-16 x 2
17	1674669SM	1	SPACER
18	1924356SM	3	WASHER, 3/8
19	1923362SM	1	NUT, Hex Centerlock, 5/16-18, Black
20	1656936SM	1	SPRING, Extension, 4" Long
21	1718561SM	1	LEVER ASSEMBLY, (Includes Ref. No. 23)
22	1931352SM	1	CARRIAGE BOLT, 3/8-16 x 1-1/2
23	2812808SM	1	FITTING, Lube
24	1930645SM	1	NUT, Hex Flange, 3/8-16
25	1720182ASM	1	PULLEY ASSEMBLY, R.H.
26	1679161ASM	1	PULLEY ASSEMBLY, Center
27	1720183ASM	1	PULLEY ASSEMBLY, L.H.

### Footnotes

The above parts group applies to the following Mfg. Nos.:

1694366 - 54" Mower

1694367 - 54" Mower

2690264 - Conquest

2690272 - 2722H

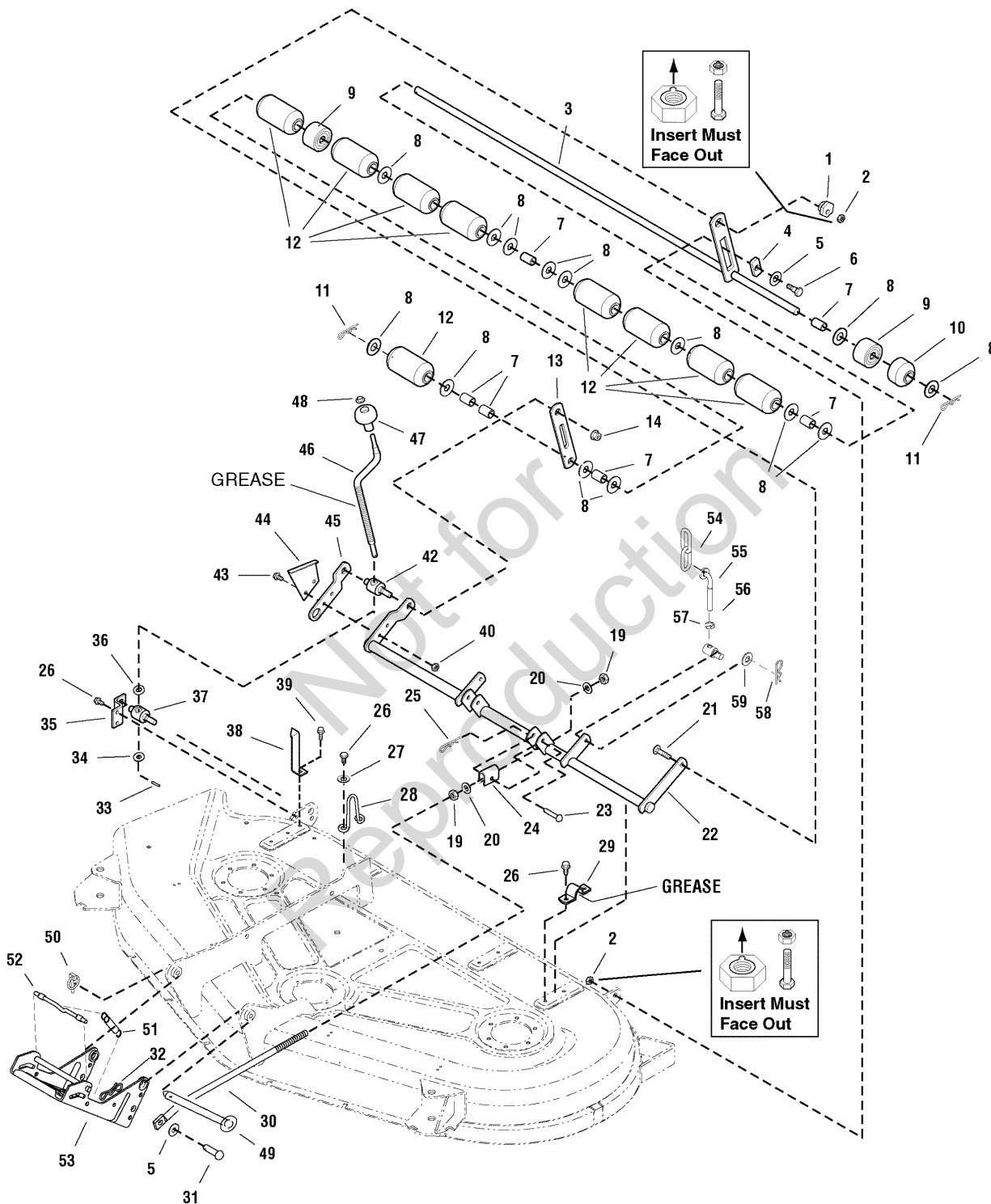
2690414 - Conquest

2690417 - 2723H

# 54" Mower Deck - Height Adjustment & Roller Bar Group

985975

NOTE: Unless noted otherwise,  
use the standard hardware torque  
specification chart.



The above parts group applies to the following Mfg. Nos.:

- 1694366 - 54" Mower
- 1694367 - 54" Mower
- 2690264 - Conquest
- 2690272 - 2722H
- 2690414 - Conquest
- 2690417 - 2723H

## 54" Mower Deck - Height Adjustment & Roller Bar Group

REF NO	PART NO.	QTY.	DESCRIPTION
1	1704082SM	1	NUT, Hex, Adjusting
2	2860681SM	2	NUT, Hex Aluminum Insert Lock, 3/8-16
3	1723008ASM	1	SHAFT & BAR ASSEMBLY, Roller
4	1677507SM	1	SLIDE
5	1924361SM	1	WASHER, 1/2
6	2172622SM	1	BOLT, Shoulder, 3/8-16 x 1-5/16
7	1701873SM	6	SPACER
8	2860626SM	14	WASHER
9	1720159SM	2	ROLLER, 1 x 2-3/4 x 2, Black
10	1678043SM	2	ROLLER, Half Rounded
11	1918459SM	2	PIN, Cotter, 1/8 x 1-1/2, Black
12	1678043SM	8	ROLLER, with Bushings, Full
13	1723009ASM	1	BAR
14	1930644SM	2	NUT, Hex Flange, 1/2-13
19	1915726SM	4	NUT, Hex, 5/8-11
20	1924366SM	4	WASHER, 5/8
21	1931352SM	1	CARRIAGE BOLT, 3/8-16 x 1-1/2
22	1733523ASM	1	ASSEMBLY, Rocker Shaft
23	2118053SM	2	PIN, Round Head, 3/8 x 2
24	1706645ASM	2	TRUNNION
25	1960074SM	2	CLIP, Hair Pin
26	1664847SM	11	CAPSCREW, Hex Washer Head, Taptite, 5/16-18 x 3/4
27	1924940SM	2	WASHER, 5/8
28	1719929SM	1	UP-STOP, Wire
29	1720147ASM	4	STRAP
30	1722995SM	2	ROD, 5/8 x 29-5/8 Long
31	1960116SM	2	PIN, Yoke, 1/2
32	1722320SM	2	PIN, Bow Tie
33	2816001SM	1	PIN, Roll
34	1704097SM	1	WASHER, Detent, 1/2
35	1720142ASM	1	SUPPORT, Trunnion
36	1960170SM	1	WASHER, 1/2
37	1704086SM	1	TRUNNION
38	1720643ASM	1	INDICATOR, Height
39	1931202SM	1	SCREW, Taptight 5/16-18 x 1 1/14
40	1931277SM	2	NUT, Hex, 5/16-18 Whiz Lock
42	1704087SM	1	TRUNNION, Threaded
43	1921977SM	2	CAPSCREW, Hex Head, 5/16-18 x 1-1/4
44	1704116ASM	1	BRACKET, Height of Cut
45	1720637ASM	1	ARM

### Footnotes

The above parts group applies to the following Mfg. Nos.:

1694366 - 54" Mower

1694367 - 54" Mower

2690264 - Conquest

2690272 - 2722H

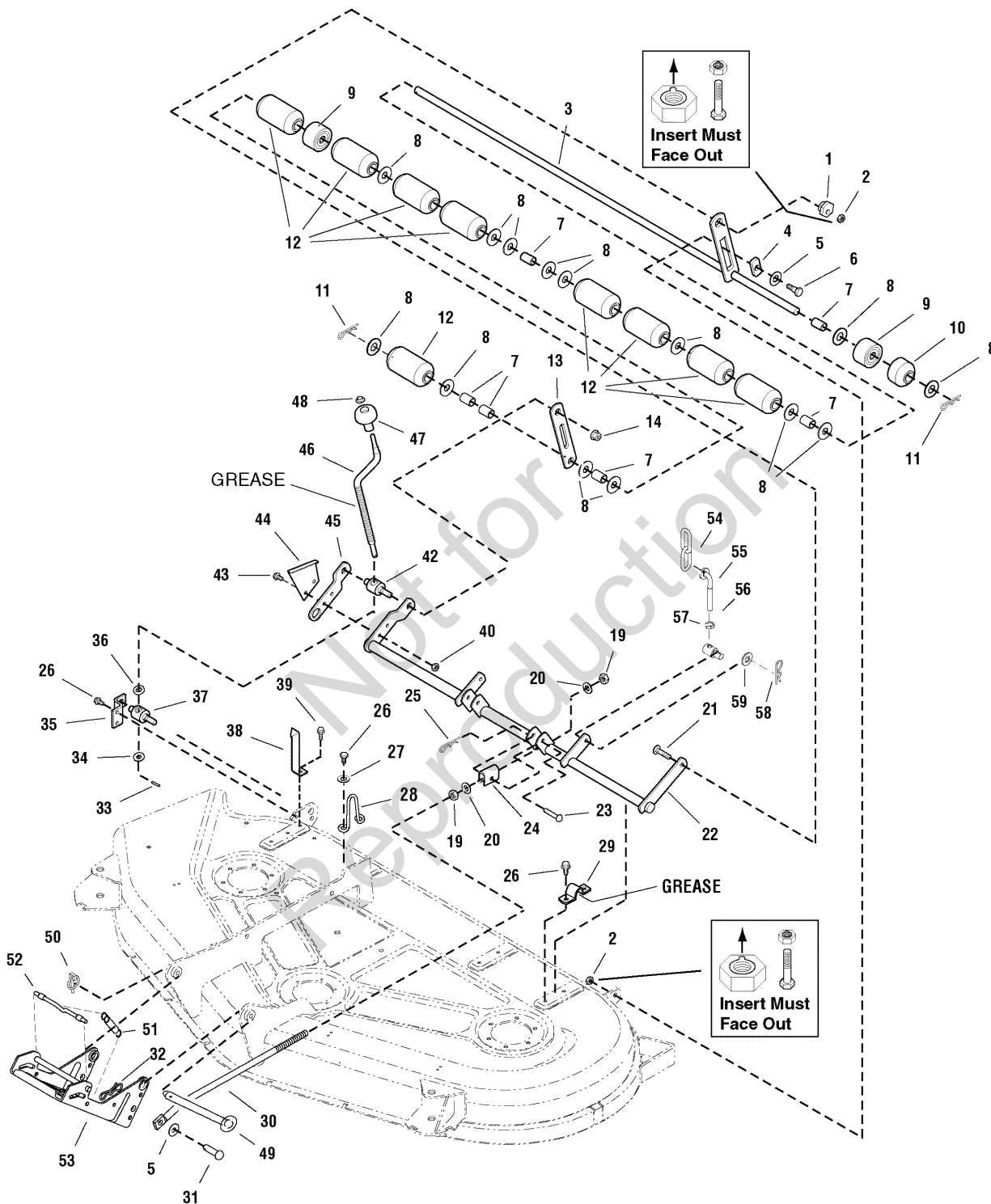
2690414 - Conquest

2690417 - 2723H

# 54" Mower Deck - Height Adjustment & Roller Bar Group

985975

**NOTE:** Unless noted otherwise,  
use the standard hardware torque  
specification chart.



The above parts group applies to the following Mfg. Nos.:

- 1694366 - 54" Mower
- 1694367 - 54" Mower
- 2690264 - Conquest
- 2690272 - 2722H
- 2690414 - Conquest
- 2690417 - 2723H

## 54" Mower Deck - Height Adjustment & Roller Bar Group

REF NO	PART NO.	QTY.	DESCRIPTION
46	1719901SM	1	CRANK, Height Adjust
47	1714084SM	1	KNOB, Spinner
48	1960093SM	1	PUSHNUT, 3/8
49	1734011SM	1	ASSEMBLY, Hitch Pin
50	1709189SM	1	PIN, Click
51	2156302SM	1	SPRING
52	1715759SM	1	ROD, Latch
53	1722997ASM	1	ASSEMBLY, Hitch
54	1731383ASM	1	CHAIN 2-Link
55	1731384SM	1	ROD, Height Adjust
56	1920161SM	1	NUT, Hex Jam
57	1731382SM	1	TRUNION
58	1960074SM	1	CLIP, Hair Pin
59	1924940SM	1	WASHER, 3/8

Not for  
Reproduction

### Footnotes

---

**The above parts group applies to the following Mfg. Nos.:**

1694366 - 54" Mower

1694367 - 54" Mower

2690264 - Conquest

2690272 - 2722H

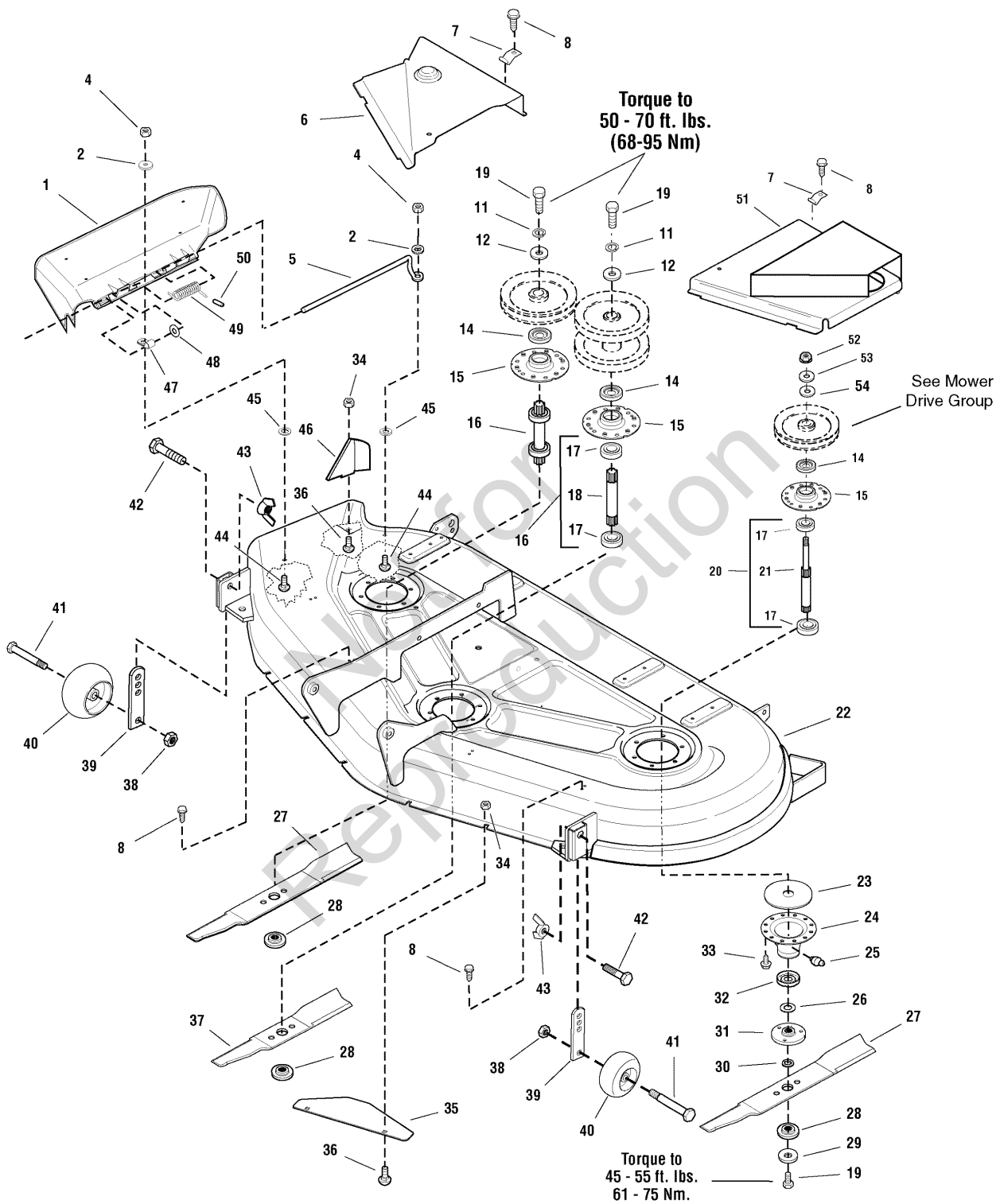
2690414 - Conquest

2690417 - 2723H

# 54" Mower Deck - Housing, Arbors & Blades Group

986820

NOTE: Unless noted otherwise, use the standard hardware torque specification chart.



The above parts group applies to the following Mfg. Nos.:

- 1694366 - 54" Mower
- 1694367 - 54" Mower
- 2690264 - Conquest
- 2690272 - 2722H
- 2690414 - Conquest
- 2690417 - 2723H



## 54" Mower Deck - Housing, Arbors & Blades Group

REF NO	PART NO.	QTY.	DESCRIPTION
1	1705449SM	1	DEFLECTOR, Plastic
2	1960353SM	2	WASHER, Plain, 1/4
4	1920397SM	2	NUT, 1/4-20
5	1706709SM	1	ROD, Deflector, Front
6	1720184DSM	1	COVER, Arbor, RH (Red)
6	1720184CSM	1	COVER, Arbor, RH (Orange)
7	1720623SM	4	CLIP, Spring
8	1929000SM	4	CAPSCREW, Hex Washer Head Taptite, 1/4-20 x 3/8
11	1918199SM	2	WASHER, Lock, 7/16
12	1933263SM	2	WASHER, 7/16
14	1657969SM	3	SHIELD, Bearing Upper, Arbor
15	1655729ASM	3	HOUSING, Arbor, Top
16	1676278SM	2	ARBOR SHAFT & BEARING ASSEMBLY (Includes Ref. Nos. 17 & 18)
17	2108202SM	6	BEARING, Ball, 3/4 x 1-3/4 x 5/8
18	1676277SM	3	ARBOR SHAFT
19	2823471SM	5	CAPSCREW, Hex Head, 7/16-14 x 1-1/4, G8
20	1726825SM	1	ASSEMBLY, Arbor Shaft and Bearing (Includes Ref. Nos. 17 & 21)
21	1725812SM	1	SHAFT, Arbor
22	1687012SM	1	HOUSING ASSEMBLY, Mower Housing, 54" (Orange)
22	1687311SM	1	HOUSING ASSEMBLY, Mower Housing, 54" (Red)
23	1707335SM	3	GASKET, Foam
24	1703273ASM	3	ASSEMBLY, Housing, Bottom (Includes Ref. No. 25)
25	1704314SM	3	FITTING, Lube
26	1700230SM	3	WASHER, Shim
27	1725921SM	2	BLADE, Mower, 20-1/2 (1" Diameter Center Hole in Blade)
28	1679711SM	3	WASHER, Splined (1" Diameter Center Hole in Blade)
29	1656916SM	3	WASHER, Spring
30	1657528SM	3	RING, Self Locking
31	1655777SM	3	ADAPTER, Blade
32	1700229SM	3	SHIELD, Grass
33	1664847SM	18	CAPSCREW, Hex Washer Head Taptite, 5/16-18 x 3/4
34	1960684SM	3	NUT, Hex, Nylon Lock, 5/16-18
35	1720962ASM	1	BAFFLE, Front, Anti-Blowout
36	1931333SM	3	CARRIAGE BOLT, 5/16-18 x 3/4, (1 Needed for Rear Baffle)
37	1725922SM	1	BLADE, Mower, 16 (1" Diameter Center Hole in Blade)
38	1930645SM	2	NUT, Hex Lock, 3/8-16
39	7035835SM	2	POST, Anti Scalp
40	1700184SM	2	WHEEL, Gauge
41	7029265SM	2	BOLT, Sholder,

### Footnotes

The above parts group applies to the following Mfg. Nos.:

1694366 - 54" Mower

1694367 - 54" Mower

2690264 - Conquest

2690272 - 2722H

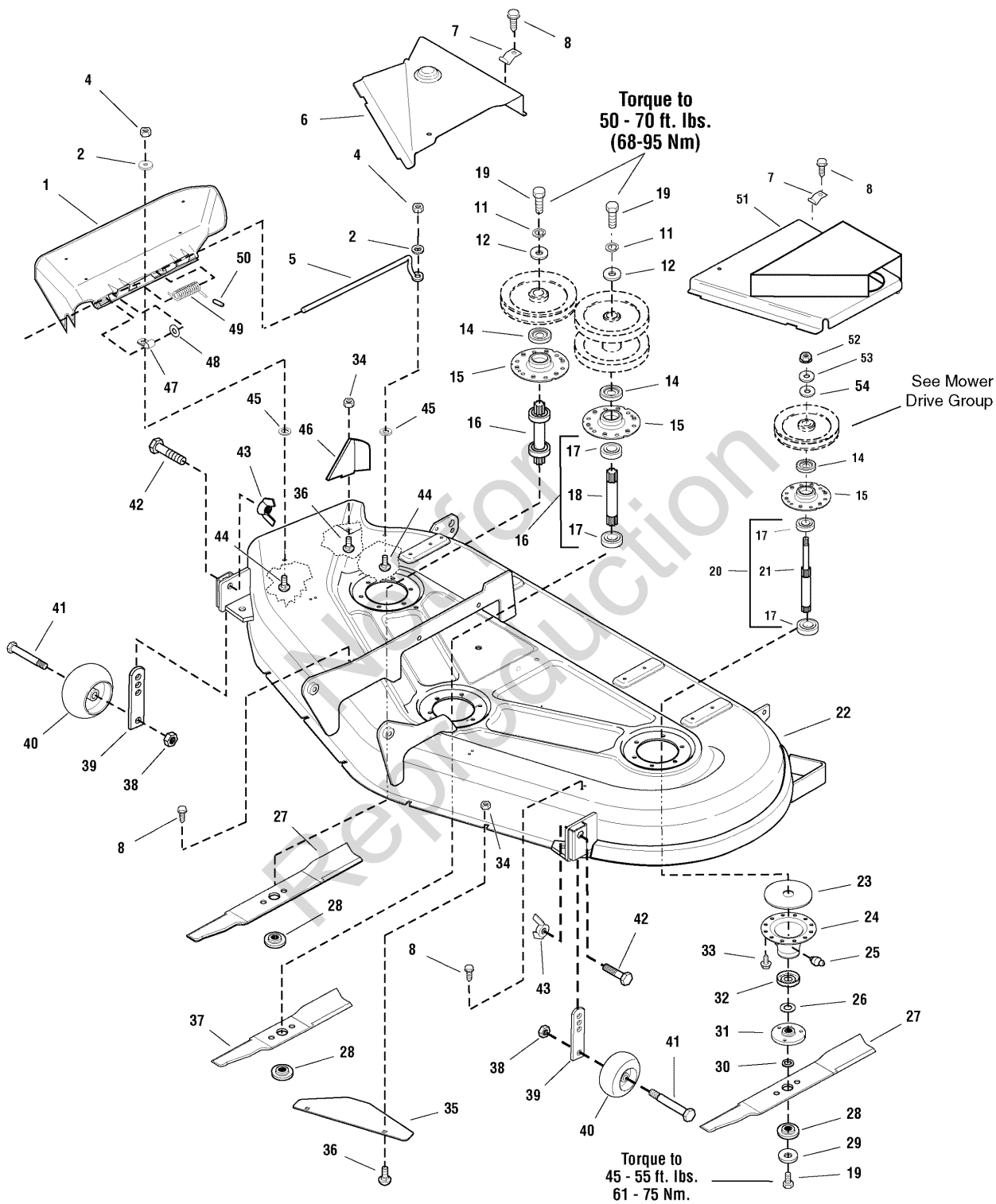
2690414 - Conquest

2690417 - 2723H

# 54" Mower Deck - Housing, Arbors & Blades Group

986820

NOTE: Unless noted otherwise, use the standard hardware torque specification chart.



The above parts group applies to the following Mfg. Nos.:

- 1694366 - 54" Mower
- 1694367 - 54" Mower
- 2690264 - Conquest
- 2690272 - 2722H
- 2690414 - Conquest
- 2690417 - 2723H

## 54" Mower Deck - Housing, Arbors & Blades Group

REF NO	PART NO.	QTY.	DESCRIPTION
42	1920415SM	2	CAPSCREW, 3/8-16 x 1-1/4
43	7091049SM	2	NUT, Wing, 3/8-16
44	1960698SM	2	CARRIAGE BOLT, 1/4-20 x 1
45	1960518SM	2	NUT, Push
46	1724976ASM	1	BAFFLE, Discharge
47	1704873SM	1	CLAMP, Wire
48	1919326SM	1	WASHER, Plain, 5/16
49	7101082SM	1	SPRING
50	1723323SM	2	CAP, Spring End
51	1720621DSM	1	COVER, Arbor L.H.
51	1720621CSM	1	COVER, Arbor L.H.
52	1714419SM	1	NUT, Hex Flange 9/16-18 Yellow
53	1713675SM	2	WASHER, Belleville .56ID x 1.34 OD x .05T
54	1918431SM	2	WASHER, .050 .56ID x 1.37OD x .11T

Not for  
Reproduction

### Footnotes

---

#### The above parts group applies to the following Mfg. Nos.:

1694366 - 54" Mower

1694367 - 54" Mower

2690264 - Conquest

2690272 - 2722H

2690414 - Conquest

2690417 - 2723H

Not for  
Reproduction

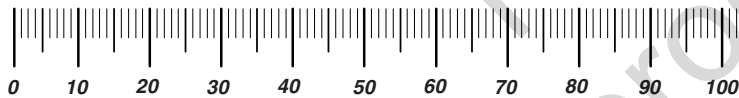
Not for  
Reproduction

Not for  
Reproduction

# Hardware Identification & Torque Specifications

Torque Specification Chart								
FOR STANDARD METRIC MACHINE HARDWARE (Tolerance ± 20%)								
Property Class	5.6		8.8		10.9		12.9	
	Class 5.6		Class 8.8		Class 10.9		Class 12.9	
Size Of Hardware	in/lbs		in/lbs		in/lbs		in/lbs	
	ft/lbs	Nm.	ft/lbs	Nm.	ft/lbs	Nm.	ft/lbs	Nm.
M3	5.88	.56	13.44	1.28	19.2	1.80	22.92	2.15
M4	13.44	1.28	30.72	2.90	43.44	4.10	52.56	4.95
M5	26.4	2.50	60.96	5.75	5.97	8.10	7.15	9.7
M6	44.64	4.3	7.3	9.9	10.3	14	12.1	16.5
M7	5.2	7.1	12.1	16.5	16.9	23	19.9	27
M8	7.7	10.5	17.7	24	25	34	29	40
M10	15	21	35	48	50	67	59	81
M12	26	36	61	83	86.2	117	103	140
M14	42	58	101	132	136	185	162	220
M16	64	88	147	200	210	285	250	340
M18	89	121	202	275	287	390	346	470
M20	126	171	290	390	405	550	486	660
M22	169	230	390	530	559	745	656	890
M24	217	295	497	375	708	960	840	1140
M27	320	435	733	995	1032	1400	1239	1680
M30	435	590	995	1350	1401	1900	1681	2280
M33	590	800	1349	1830	1902	2580	2278	3090
M36	759	1030	1740	2360	2441	3310	2935	3980
M39	988	1340	2249	3050	3163	4290	3798	5150

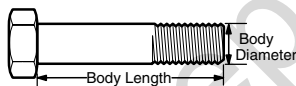
The guides and ruler furnished below are designed to help you select the appropriate hardware.



Nut, M8

Thread Diameter (mm)  
Inside Diameter (in)  
Threads per inch

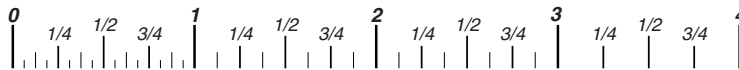
Nut, 1/2-16



Screw, M8- 1.25 x 25

Thread Diameter (mm)  
Body Diameter  
Distance between threads (mm)  
Threads per inch  
Body Length (mm)  
Body Length (in)

Screw, 1/2- 16 x 2



## Standard Hardware Sizing

When a washer or nut is identified as 1/2" (M8), this is the *Nominal size*, meaning the *inside diameter* is 1/2 inch (8mm metric thread diameter); if a second number is present it represents the *threads per inch* (distance between threads).

When bolt or capscrew is identified as 1/2 - 16 x 2" (M8 - 1.25 x 50 ), this means the *Nominal size*, or body diameter is 1/2 inch (8mm metric thread diameter), the second number, 16, represents the *threads per inch*, (1.25 thread diameter). The final number is the body length of the bolt or screw, 2 inches (50mm).

Torque Specification Chart						
FOR STANDARD MACHINE HARDWARE (Tolerance ± 20%)						
Hardware Grade	No Marks		SAE Grade 5		SAE Grade 8	
	SAE Grade 2		SAE Grade 5		SAE Grade 8	
Size Of Hardware	in/lbs		in/lbs		in/lbs	
	ft/lbs	Nm.	ft/lbs	Nm.	ft/lbs	Nm.
8-32	19	2.1	30	3.4	41	4.6
8-36	20	2.3	31	3.5	43	4.9
10-24	27	3.1	43	4.9	60	6.8
10-32	31	3.5	49	5.5	68	7.7
1/4-20	66	7.6	8	10.9	12	16.3
1/4-28	76	8.6	10	13.6	14	19.0
5/16-18	11	15.0	17	23.1	25	34.0
5/16-24	12	16.3	19	25.8	29	34.0
3/8-16	20	27.2	30	40.8	45	61.2
3/8-24	23	31.3	35	47.6	50	68.0
7/16-14	30	40.8	50	68.0	70	95.2
7/16-20	35	47.6	55	74.8	80	108.8
1/2-13	50	68.0	75	102.0	110	149.6
1/2-20	55	74.8	90	122.4	120	163.2
9/16-12	65	88.4	110	149.6	150	204.0
9/16-18	75	102.0	120	163.2	170	231.2
5/8-11	90	122.4	150	204.0	220	299.2
5/8-18	100	136	180	244.8	240	326.4
3/4-10	160	217.6	260	353.6	386	525.0
3/4-16	180	244.8	300	408.0	420	571.2
7/8-9	140	190.4	400	544.0	600	816.0
7/8-14	155	210.8	440	598.4	660	897.6
1-8	220	299.2	580	788.8	900	1,244.0
1-12	240	326.4	640	870.4	1,000	1,360.0

## NOTES

- These torque values are to be used for all hardware excluding: locknuts, self-tapping screws, thread forming screws, sheet metal screws and socket head setscrews.
- Recommended seating torque values for locknuts:
  - for prevailing torque locknuts - use 65% of grade 5 torques.
  - for flange whizlock nuts and screws - use 135% of grade 5 torques.
- Unless otherwise noted on assembly drawings, all torque values must meet this specification.

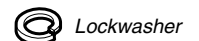
## Common Hardware Types

Hex Head Capscrew



Washer

Carriage Bolt



Lockwasher



Hex Nut

## Wrench & Fastener Size Guide

1/4" Bolt or Nut Wrench—7/16"	5/16" Bolt or Nut Wrench—1/2"	3/8" Bolt or Nut Wrench—9/16"	7/16" Bolt or Nut Wrench (Bolt)—5/8" Wrench (Nut)—11/16"	1/2" Bolt or Nut Wrench—3/4"
M6 Bolt or Nut Wrench—10mm	M8 Bolt or Nut Wrench—13mm	M10 Bolt or Nut Wrench—17mm	M12 Bolt or Nut Wrench—19mm	M14 Bolt or Nut Wrench—22mm

Not for  
Reproduction

**IT IS THE POLICY OF BRIGGS & STRATTON CORP. TO IMPROVE ITS PRODUCTS  
WHENEVER IT IS POSSIBLE AND PRACTICAL TO DO SO. WE RESERVE THE RIGHT TO  
MAKE CHANGES OR ADD IMPROVEMENTS AT ANY TIME WITHOUT INCURRING ANY  
OBLIGATION TO MAKE SUCH CHANGES ON PRODUCTS.**

**Briggs & Stratton Yard Power Products Group**

---

3515 N. 124 Street / PO Box 702  
Wauwatosa, WI 53222 USA

[www.simplicitymfg.com](http://www.simplicitymfg.com)

© Copyright 2009 by Briggs & Stratton Corporation  
Milwaukee, WI, USA. All rights reserved