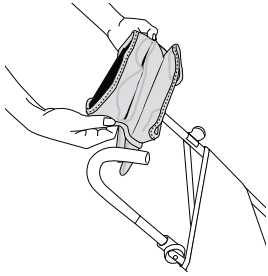


infantino®

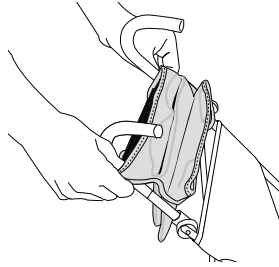
Stretch Instructions

201-518

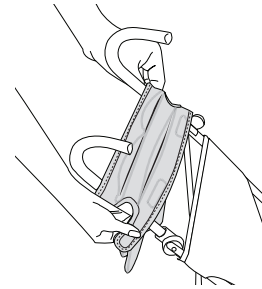
⚠ WARNING: Read all instructions and warnings before using this product. DO NOT place more than 3 lbs in this product while attached to your stroller. Excessive weight may cause your stroller to tip over. DO NOT place hot liquids in the storage pockets at anytime.



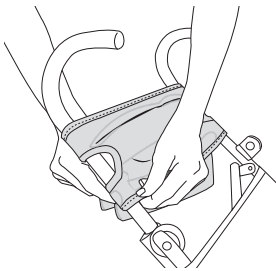
1. Hold storage accessory with elastic strap at the top facing toward you.



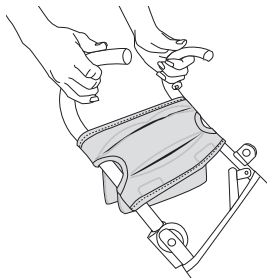
2. Gently stretch elastic strap around the outside of handlebars and slide storage accessory downward.



3. Take front tabs that are below the elastic strap and wrap both around handlebars. Wrap front to back.



4. Attach hook and loop together securing storage accessory to stroller.



5. Once tabs are secured, you are ready to go!

BEFORE USING THIS PRODUCT: Review and save the instruction.
ANTES DE USAR ESTE PRODUCTO: Revisar y guardar la instrucción.

CARE INSTRUCTIONS:

Machine wash. Dry flat. Spot clean in between washings.

INSTRUCCIONES PARA EL CUIDADO:

Lave a máquina. Seca plana. Limpieza de manchas entre lavados.