

Battery Replacement

- Only batteries of the same or equivalent type as recommended in the "Battery Replacement" instructions are to be used.
- If removable rechargeable batteries are used, they are only to be charged under adult supervision.
- Rechargeable batteries are to be removed from the toy before they are charged.
- If you use a battery charger, it should be examined regularly for damage to the cord, plug, enclosure and other parts. Do not use a damaged battery charger until it has been properly repaired.

FCC Note (United States Only)

Note: This equipment has been tested and found to comply with the limits for a Class B digital device, pursuant to Part 15 of the FCC Rules. These limits are designed to provide reasonable protection against harmful interference in a residential installation. This equipment generates, uses and can radiate radio frequency energy and, if not installed and used in accordance with the instructions, may cause harmful interference to radio communications. However, there is no guarantee that interference will not occur in a particular installation. If this equipment does cause harmful interference to radio or television reception, which can be determined by turning the equipment off and on, the user is encouraged to try to correct the interference by one or more of the following measures:

- Reorient or relocate the receiving antenna.
- Increase the separation between the equipment and receiver.
- Consult the dealer or an experienced radio/TV technician for help.

Consumer Information

Questions? We'd like to hear from you!

Call Fisher-Price® Consumer Relations, toll-free at **1-800-432-KIDS**, 8 AM - 6 PM EST Monday through Friday. Hearing-impaired consumers using TTY/TDD equipment, please call 1-800-382-7470. Or, write to:

Fisher-Price® Consumer Relations,
636 Girard Avenue, East Aurora, New York 14052.

CANADA, Mattel Canada Inc., 6155 Freemont Blvd., Mississauga, Ontario L5R 3W2.

Questions? 1-800-567-7724. **GREAT BRITAIN**, Mattel U.K., Ltd., Helpline: 01628 500303.

AUSTRALIA, Mattel Australia Pty. Ltd., 658 Church Street, Locked Bag #870, Richmond, Victoria 3121 Australia. Consumer Advisory Service 1-800-800-812 (valid only in Australia).

www.fisher-price.com



 Smithsonian

This trademark is owned by the Smithsonian Institution and is registered in the U.S. Patent and Trademark Office.

Fisher-Price, Inc., a subsidiary of Mattel, Inc., East Aurora, NY 14052 U.S.A.

©2000 Mattel, Inc. All Rights Reserved.

Fisher-Price and Wild Adventures are U.S. trademarks of Mattel, Inc.

Printed in China


77897pr-0920

Fisher-Price®

Instructions for Product Numbers:
77897, 77898, 77915, 77917



Smithsonian



Wild Adventures™
Elephant and Baby

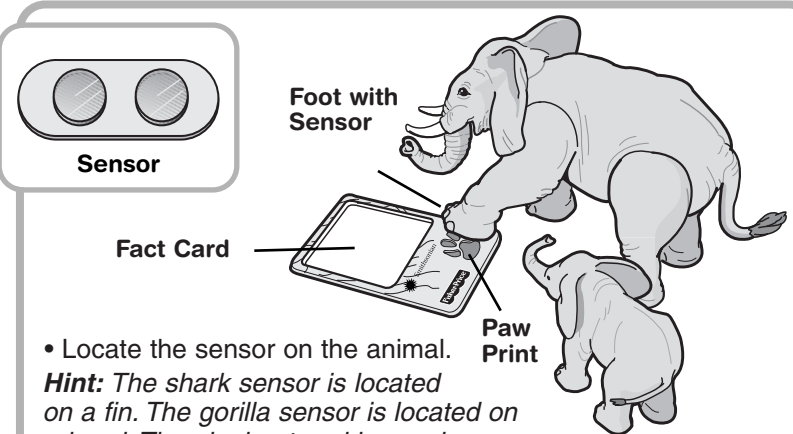
Wild Adventures™
Shark and Stingray

Wild Adventures™
Gorilla and Baby

Wild Adventures™
Leopard and Gazelle

- Each pair sold separately. Collect them all!
- Please save these instructions for future reference.
- Requires three button-cell (LR44 or equivalent) batteries (included).
- Adult assembly is required for battery replacement.
- Tool required for battery replacement: Phillips Screwdriver (not included).

Fun Animal Facts



Sensor

Foot with Sensor

Fact Card

Paw Print

- Locate the sensor on the animal.

Hint: The shark sensor is located on a fin. The gorilla sensor is located on a hand. The elephant and leopard sensors are located on the bottom of a foot.

- Place the sensor over the paw print on the fact card.
- Press down to hear a fascinating animal fact!
- To hear another fact, lift up and press down again!

Realistic Sound Effects

Gorilla or Elephant (shown):


Rotate the animal's neck up and down to unleash exciting sound effects!

Leopard:

Press the button on the leopard's back to hear a realistic roar!

Shark:

Press down on the shark's fin to hear fascinating sound effects!



Care

- Wipe this toy with a clean cloth dampened with a mild soap and water solution. Do not immerse this toy in water.
- This toy has no consumer serviceable parts. Please do not take this toy apart.

Unleash the Knowledge!

Here are some amazing facts you can learn from the Wild Adventures toys.

Leopard

- Leopards' spotted coats are good camouflage.
- Leopards sneak up on gazelles, then pounce!
- Leopards growl, spit and purr.
- Leopards climb trees to hide their food.

Shark

- The shark's jaws are like a giant trap. There's no escape!
- Stingrays bury themselves in sand or mud to hide from sharks.
- Sharks have rows and rows of very sharp teeth. Yow!
- A keen sense of smell helps sharks find food. Sniff, sniff!

Elephant

- Elephants flap their ears to keep cool.
- A baby elephant follows mom, holding on to her tail with its trunk.
- An elephant's ivory tusks are really extra long teeth.
- Elephants can eat as much as 500 pounds of vegetation a day.

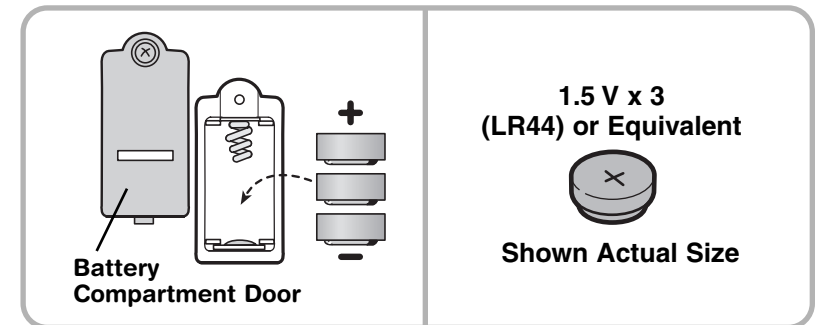
Gorilla

- Daddy gorilla beats his chest to scare away danger!
- The safest place for a baby gorilla is on its mommy's back.
- A gorilla could be as big as your refrigerator.
- Male gorillas are called "Silverbacks".



Battery Replacement

For best performance, we recommend replacing the batteries that came with this toy with three new button cell alkaline batteries.



- Locate the battery compartment on the animal.
- Loosen the screw in the battery compartment door with a Phillips screwdriver. (The screw will remain in the door.)
- Lift to remove the battery compartment door.
- Insert three new button cell (LR44 or equivalent) alkaline batteries in the battery compartment as shown. Make sure the flat side of each battery (printed with the battery designation) faces up.

Hint: Insert two button cell batteries into the battery compartment as shown. Position the third battery between the two batteries and push down to complete battery replacement. We recommend using alkaline batteries for longer battery life.

- Replace the battery compartment door and tighten the screw with a Phillips screwdriver. Do not over-tighten.
- When sounds from this toy become faint or stop working, it's time for an adult to replace the batteries!

Battery Tips

- Do not mix old and new batteries.
- Do not mix different types of batteries: alkaline, standard (carbon-zinc) or rechargeable (nickel-cadmium).
- Remove the batteries during long periods of non-use. Always remove exhausted batteries from the toy. Battery leakage and corrosion can damage this toy. Dispose of batteries safely.
- Never short circuit the battery terminals.
- Non-rechargeable batteries are not to be recharged.