



# 1x4 HDMI Splitter with 3D and 4Kx2K Quick Installation Guide

---

## Introduction

---

The *1x4 HDMI Splitter with 3D and 4Kx2K* broadcasts HDMI signals from one source to four HDMI displays.

## Key Features and Benefits

- Broadcasts HDMI signals up to 4Kx2K resolution to four displays simultaneously
- HDMI and HDCP compliant
- Supports HDMI Deep Color & full 3D
- Wide frequency range: 25MHz~340MHz
- Video bandwidth: 10.2 Gbps
- Supports 1080p and up to 4Kx2K PC resolution
- Supports Auto EDID function
- Supports input transmission distance up to 5M, and output transmission distance up to 15M

## Package Contents

- *1x4 HDMI Splitter with 3D and 4Kx2K*
- Power adapter
- Housing rubber pad (4)
- Quick installation guide

## Layout




Figure 1 Front Panel

- **DC 5V:** Power adapter jack for the included 5V power adapter
- **LED:** Power LED indicator
- **HDMI Input:** Connects to your HDMI source
- **Update:** For future firmware updates
- **Reset:** Press here for default settings




Figure 2 Rear Panel

- **HDMI Out (1-4):** Connects to your HDMI displays

## Hardware Installation

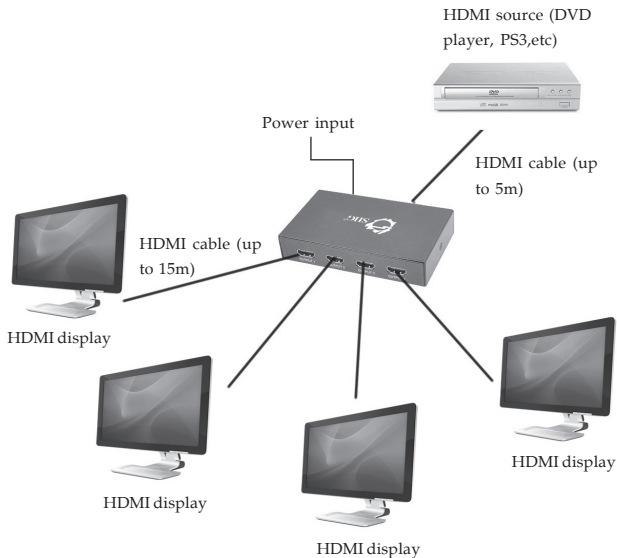
---

1. Power off all devices you plan to connect to this splitter.
2. Connect your HDMI source's HDMI out to the splitter's **HDMI Input** using an HDMI cable (HDMI cable not included).
3. Connect your monitors to the splitter's **HDMI Outputs** using HDMI cables (HDMI cable not included).
4. Connect the included power adapter to the splitter's power jack and plug it into a reliable power outlet.

5. Power on all of the connected devices.
6. The splitter is now ready to use.

## Application

---



**Figure 3 Application**

**Blank Page**

**Blank Page**

# Technical Support and Warranty

---

**QUESTIONS?** SIIG's **Online Support** has answers! Simply visit our web site at [www.siig.com](http://www.siig.com) and click **Support**. Our online support database is updated daily with new drivers and solutions. Answers to your questions could be just a few clicks away. You can also submit questions online and a technical support analyst will promptly respond.

SIIG offers a 3-year manufacturer warranty with this product. This warranty covers the original purchaser and guarantees the product to be free of any defects in materials or workmanship for three (3) years from the date of purchase of the product.

SIIG will, at our discretion, repair or replace (with an identical product or product having similar features and functionality) the product if defective in materials or workmanship. This warranty gives you specific legal rights, and you may also have other rights which vary from state to state. Please see our web site for more warranty details.

If you encounter any problems with this product, please follow the procedures below.

- A) If it is within the store's return policy period, please return the product to the store where you purchased from.
- B) If your purchase has passed the store's return policy period, please follow the steps below to have the product repaired or replaced.

**Step 1:** Submit your RMA request.

Go to [www.siig.com](http://www.siig.com), click **Support**, then **REQUEST A PRODUCT REPLACEMENT** to submit a request to [SIIG RMA](#) or fax a request to 510-657-5962. Your RMA request will be processed, if the product is determined to be defective, an RMA number will be issued.

**Step 2:** After obtaining an RMA number, ship the product.

- Properly pack the product for shipping. All accessories that came with the original package must be included.
- Clearly write your RMA number on the top of the returned package. SIIG will refuse to accept any shipping package, and will not be responsible for a product returned without an RMA number posted on the outside of the shipping carton.
- You are responsible for the cost of shipping to SIIG. Ship the product to the following address:  
**SIIG, Inc.**  
**6078 Stewart Avenue**  
**Fremont, CA 94538-3152, USA**  
**RMA #: \_\_\_\_\_**
- SIIG will ship the repaired or replaced product via Ground in the U.S. and International Economy outside of the U.S. at no cost to the customer.

## About SIIG, Inc.

---

Founded in 1985, SIIG, Inc. is a leading manufacturer of IT connectivity solutions (including Serial ATA and Ultra ATA Controllers, FireWire, USB, and legacy I/O adapters) that bridge the connection between Desktop/Notebook systems and external peripherals. SIIG continues to grow by adding A/V and Digital Signage connectivity solutions to our extensive portfolio. SIIG products offer comprehensive user manuals, many user-friendly features, and are backed by an extensive manufacturer warranty. High quality control standards are evident by the overall ease of installation and compatibility of our products, as well as one of the lowest defective return rates in the industry. SIIG products can be found in computer retail stores, mail order catalogs, through major distributors, system integrators, and VARs in the Americas and the UK, and through e-commerce sites.

### **PRODUCT NAME**

1x4 HDMI Splitter with 3D and 4Kx2K

**FCC RULES: TESTED TO COMPLY WITH FCC PART 15, CLASS B  
OPERATING ENVIRONMENT: FOR HOME OR OFFICE USE**

### **FCC COMPLIANCE STATEMENT:**

This device complies with part 15 of the FCC Rules. Operation is subject to the following two conditions: (1) This device may not cause harmful interference, and (2) this device must accept any interference received, including interference that may cause undesired operation.

### **THE PARTY RESPONSIBLE FOR PRODUCT COMPLIANCE**

SIIG, Inc.

6078 Stewart Avenue

Fremont, CA 94538-3152, USA

Phone: 510-657-8688

1x4 HDMI Splitter with 3D and 4Kx2K is a trademark of SIIG, Inc. SIIG and the SIIG logo are registered trademarks of SIIG, Inc. Microsoft and Windows are registered trademarks of Microsoft Corporation. All other names used in this publication are for identification only and may be trademarks of their respective owners.

November, 2012

Copyright © 2012 by SIIG, Inc. All rights reserved.