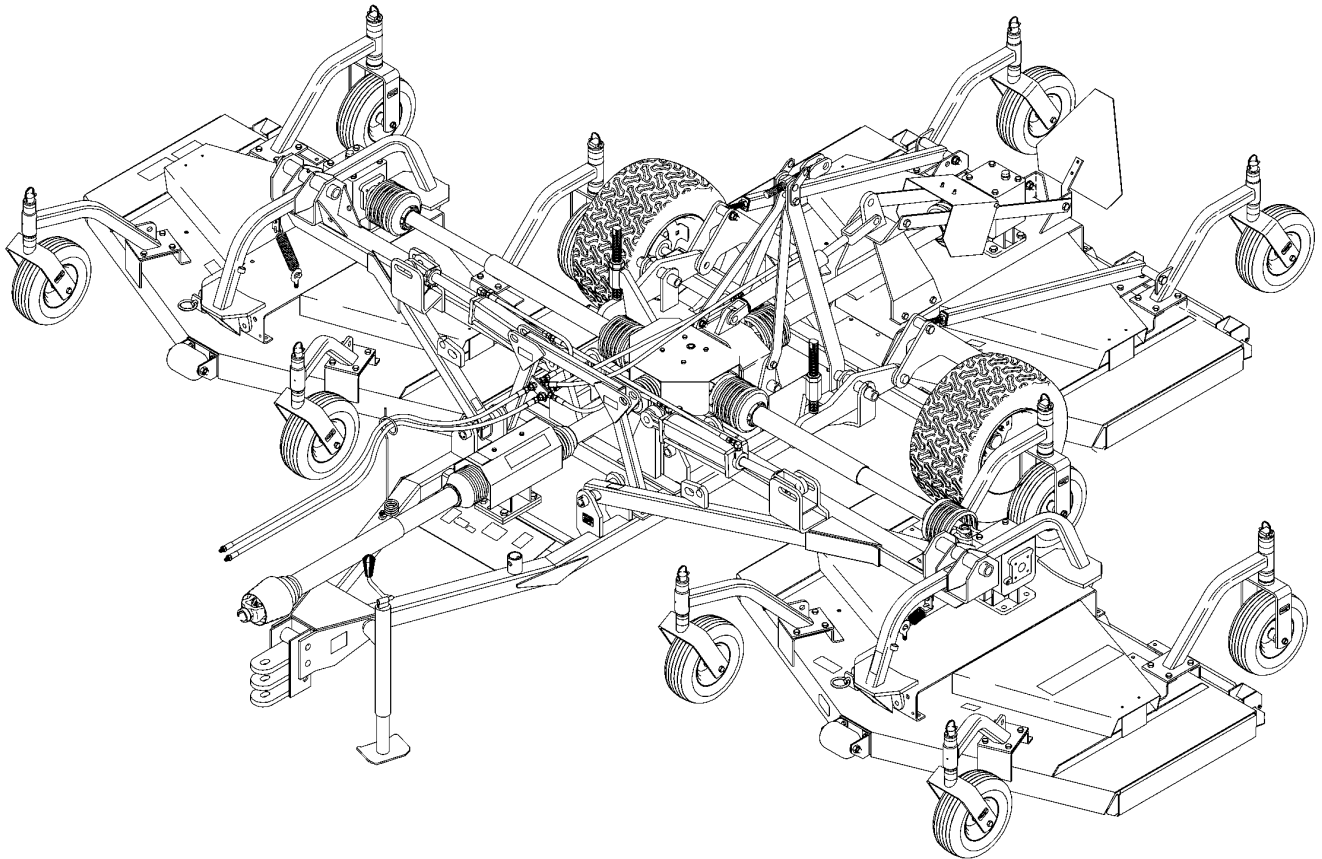


All-Flex Mower

AFM40200 (S/N 146999-)



11777

315-486P
Parts Manual



Read the Operator's manual entirely. When you see this symbol, the subsequent instructions and warnings are serious - follow without exception. Your life and the lives of others depend on it!

© Copyright 2007 Printed 11/06/07

Cover photo may show optional equipment not supplied with standard unit.





Table of Contents

Section 1: Introduction.....	4	Hydraulic Cylinder (810-138C) Midway.....	66
Using This Manual.....	4	Hydraulic Cylinder (810-139C) Midway.....	68
Manual Replacement Information.....	4	Hydraulic Cylinder (810-195C) Midway.....	70
Manual Revisions.....	4	Section 8: Labels.....	72
Touch-up Paint.....	4	Label Placement.....	72
Hardware Legend.....	5	Safety Label Placement.....	74
Replacement Hardware.....	5	 	
Serial Numbers.....	5	Part Number Index.....	76
Part Number Service Coding.....	5		
Section 2: Frame.....	6		
Center Deck Link.....	6		
Right Hand and Left Hand Tool Bar.....	8		
Transport Frame.....	10		
Transport Frame Tire and Hub.....	12		
Section 3: Drivelines.....	14		
Driveline Arrangement.....	14		
Driveline Assembly Center Shaft and Bearing.....	16		
Driveline (826-100C) Walterscheid.....	18		
Driveline All Decks (826-012C) Eurocardan (S/N			
100496-).....	20		
Driveline All Decks (826-012C) Walterscheid (S/N			
100486-).....	22		
Driveline All Decks (826-111C) Walterscheid (S/N			
100497+).....	24		
Driveline CV (826-089C) (826-125C) (826-101C)			
Walterscheid.....	26		
Driveline Slip Clutch (053314) Walterscheid.....	28		
Section 4: Decks.....	30		
Belt Drive.....	30		
Belt Take-Up Handle.....	32		
Center Deck Blade Hub.....	34		
Center Deck Channel.....	36		
Deck.....	38		
Right Hand and Left Hand Deck Blade Hub.....	40		
Right Hand and Left Hand Deck Channel.....	42		
Section 5: Gauge Wheels.....	44		
Castered Gauge Wheel.....	44		
Center Deck Gauge Wheel.....	46		
Gauge Wheels 814-070C and 814-114C) (S/N 231294)..	48		
Non-Castered Gauge Wheel.....	50		
Right Hand and Left Hand Deck Gauge Wheel.....	52		
Section 6: Gearboxes.....	54		
Gearbox (826-081C) (826-085C) ITG.....	54		
Gearbox 4-Way Splitter (826-097C).....	56		
Gearbox All Decks (826-121C) Comer.....	58		
Gearbox All Decks (826-121C) ITG.....	60		
Section 7: Hydraulics.....	62		
Hydraulic Arrangement.....	62		
Hydraulic Cylinder (810-005C) Energy.....	64		

© Copyright 2007. All rights reserved.

Land Pride provides this publication "as is" without warranty of any kind, either expressed or implied. While every precaution has been taken in the preparation of this manual, Land Pride assumes no responsibility for errors or omissions. Neither is any liability assumed for damages resulting from the use of the information contained herein. Land Pride reserves the right to revise and improve its products as it sees fit. This publication describes the state of this product at the time of its publication, and may not reflect the product in the future. The illustrations in this manual are not intended for safe and proper assembly or disassembly of equipment. The illustrations are intended for ordering parts only.

Land Pride is registered trademark.

All other brands and product names are trademarks or registered trademarks of their respective holders.

Printed in the United States of America.



Alphabetized Table of Contents

B

Belt Drive.....30
 Belt Take-Up Handle.....32

C

Castered Gauge Wheel.....44
 Center Deck Blade Hub.....34
 Center Deck Channel.....36
 Center Deck Gauge Wheel.....46
 Center Deck Link.....6

D

Deck.....38
 Driveline Arrangement.....14
 Driveline Assembly Center Shaft and Bearing.....16
 Driveline (826-100C) Walterscheid.....18
 Driveline All Decks (826-012C) Eurocardan (S/N
 100496-).....20
 Driveline All Decks (826-012C) Walterscheid (S/N
 100486-).....22
 Driveline All Decks (826-111C) Walterscheid (S/N
 100497+).....24
 Driveline CV (826-089C) (826-125C) (826-101C)
 Walterscheid.....26
 Driveline Slip Clutch (053314) Walterscheid.....28

G

Gauge Wheels 814-070C and 814-114C) (S/N
 231294-).....48
 Gearbox (826-081C) (826-085C) ITG.....54
 Gearbox 4-Way Splitter (826-097C).....56
 Gearbox All Decks (826-121C) Comer.....58
 Gearbox All Decks (826-121C) ITG.....60

H

Hydraulic Arrangement.....62
 Hydraulic Cylinder (810-005C) Energy.....64
 Hydraulic Cylinder (810-138C) Midway.....66
 Hydraulic Cylinder (810-139C) Midway.....68
 Hydraulic Cylinder (810-195C) Midway.....70

L

Label Placement.....72

N

Non-Castered Gauge Wheel.....50

R

Right Hand and Left Hand Deck Blade Hub.....40
 Right Hand and Left Hand Deck Channel.....42
 Right Hand and Left Hand Deck Gauge Wheel.....52
 Right Hand and Left Hand Tool Bar.....8

S

Safety Label Placement.....74

T

Transport Frame.....10
 Transport Frame Tire and Hub.....12

General Information

Using This Manual

This manual is divided into sections. The first section contains General Information. The remaining sections divide the machine into segments (i.e. Frames, Drives, Hydraulics, etc.) which illustrate and list all parts. A Parts Number Index is located at the back of the book.

The Land Pride parts in this manual are specially designed for this machine and should be replaced with Land Pride parts only.

The information in this manual is current at time of printing. Some parts may change to assure top performance.

Right-hand and left-hand as used in this manual are determined by facing the direction the machine will travel while in use.

Below is an example of two facing pages from a parts manual. Familiarize yourself with the type of information contained on these pages.

Manual Replacement Information

Replacement manuals are available. Refer to our website at www.landpride.com, the Land Pride Support Center CD or e-mail us at lit@landpride.com for additional information. Our website continues to provide the most up-to-date manuals available.

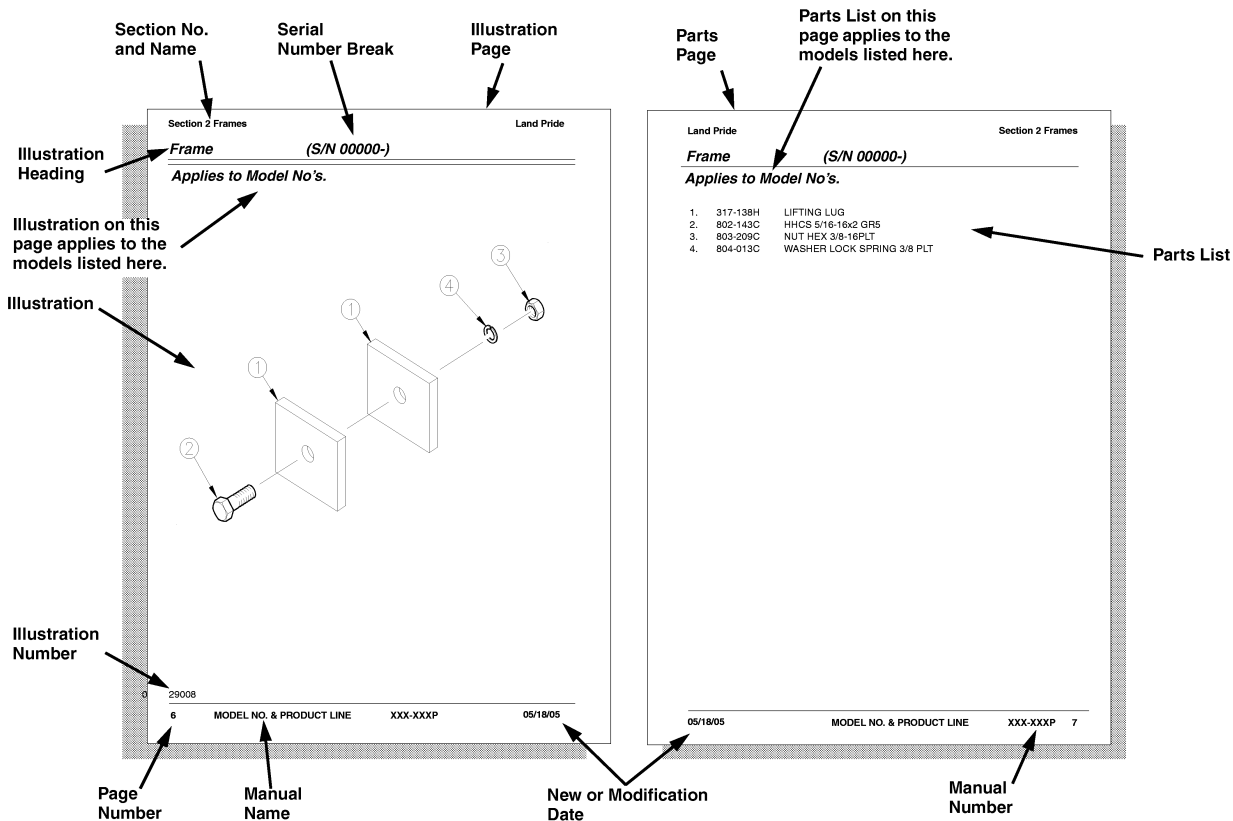
Touch-up Paint

Repaint parts where paint is worn or scratched to prevent rust. Aerosol cans and touch-up bottles with brush applicator are available through your local dealer. Land Pride color descriptions and part numbers are listed below. Also available are quart and gallon size paints. Add QT or GL to end of the Aerosol P/N.

Color	Product ¹	Aerosol	Touch-Up
Gloss Black	LP	821-032C	821-032CTU
Medium Gloss Black	UV	821-053C	821-053CTU
Beige	LP	821-011C	821-011CTU
Green	SLP	821-058C	821-058CTU
Orange	SLP	821-066C	821-066CTU
Red	SLP/UV	821-054C	821-054CTU
Blue	SLP/UV	821-067C	821-067CTU
Dark Green Sparkle	UV	821-055C	821-055CTU
Gondo Forest Green	UV	821-057C	821-057CTU
Brite Yellow ²	UV	821-056C	821-056CTU
Gondo Yellow ³	UV	821-059C	821-059CTU

Notes:

- 1 LP = All Land Pride Products except Utility Vehicles
SLP = Select Land Pride Products that are available in optional Green, Orange, Red, & Blue colors.
UV = Utility Vehicles
- 2 Used on Trekers and (Runabouts with S/N 407628-)
- 3 Used on Gondos and (Runabouts with S/N 407629+)



General Information

Hardware Legend

AR	As Required
BLADE	Blade Bolt
C	Cap Screw
CP	Cotter Pin
CPHSSS	Cup Point Hex Socket Set Screw
CPSHSS	Cup Point Square Head Set Screw
CPSQHSS	Cup Point Square Head Set Screw
CRFCHMS3	Cross Recess Flat Countersunk Head Machine Screw
CRPHMS	Cross Recess Pan Head Machine Screw
CRPHTFS	Cross Recess Pan Head Thread Forming
CRRHMS	Cross Recess Round Head Machine Screw
CRTHMS	Cross Recess Truss Head Machine Screw
CSNB	Countersunk Square Neck Bolt
FHMS	Flat Head Machine Screw
FTC	Full Thread Cap Screw
H	Hex Nut
HCLN	Hex Center Lock Nut
HFLCS	Hex Flange Lock Cap Screw
HFS	Hex Flange Screw
HFSLN	Hex Flange Serrated Lock Nut
HFSS	Hex Flange Serrated Screw
HHCS	Hex Head Cap Screw or Metric Bolt
HSBHCS	Hex Socket Button Head Cap Screw
HSFCHCS	Hex Socket Flat Countersunk Head Cap Screw
HSHCS	Hex Socket Head Cap Screw
HSSS	Hex Socket Head Screw
HTLN	Hex Top Lock Nut
HWHCS	Hex Washer Head Cap Screw

HWHMS	Hex Washer Head Machine Screw
HXBHCS	Hex Socket Button Head Cap Screw
J	Hex Jam Nut
JIC	37 Degree Tapered Thread
L	Helical Spring Lock Washer
LUG	Lug Bolt
NFC	National Fine Cap Screw
NPSM	National Pipe Straight Mechanical
NPTF	National Pipe Taper Fuel
P	Wide Plain Washer
PHMS	Pan Head Machine Screw
PLOW	Plow Bolt
RHMS	Round Head Machine Screw
RHSNB	Round Head Square Neck Bolt
SCREW LEVELING	Leveling Screw
SCREW THUMB	Thumb Screw
SCREW WELD	Weld Screw
SFCHMS	Slotted Flat Countersunk Head Machine Screw
SFHMS	Slotted Fillister Head Machine Screw
SP	Special
SP SCREW	Special Screw
SQHSS	Square Head Set Screw
SRHMS	Slotted Round Head Machine Screw
SSS	Socket Set Screw
STCS	Self Tapping Cap Screw
STHMS	Slotted Truss Head Machine Screw
WHEEL	Wheel Studs and Hub Long Bolts
WING	Wing Bolt

Replacement Hardware

The **Hardware Legend** above lists hardware abbreviations used in the parts list. All bolts and nuts are Grade 5 unless otherwise noted. The use of improper grades of hardware can result in personal injury, damage to equipment, or loss of property.

Colored Replacement Parts

Land Pride offers replacement parts in factory standard colors and also on select models in Green, Orange, Red and Blue. Because of the variety of colors available, special attention must be given to the part number to prevent ordering the wrong replacement part.

A suffix number corresponding to one of the colors below must be added at the end of Land Pride's part number when ordering a replacement part with that color.

81 Green 83Red
82 Orange 84Blue

For example, if you are ordering a replacement part with part number 555-555C and the part you need is red, then add the suffix 83 to the end of the number to make the part number read 555-555C83. Parts ordered without a suffix number will be supplied in factory standard colors.

Black Replacement Parts

Some parts are factory standard black and some must be special ordered black. If your part is special ordered black, a second part number with the additional suffix number 85 on the end will be available. In this situation you must order that part with the suffix number for it to be black. Parts that are factory standard black will not have the suffix number.

Part Number Service Coding

Within the parts list some part numbers are coded for revisions and interchangeability. See notations in revision column.

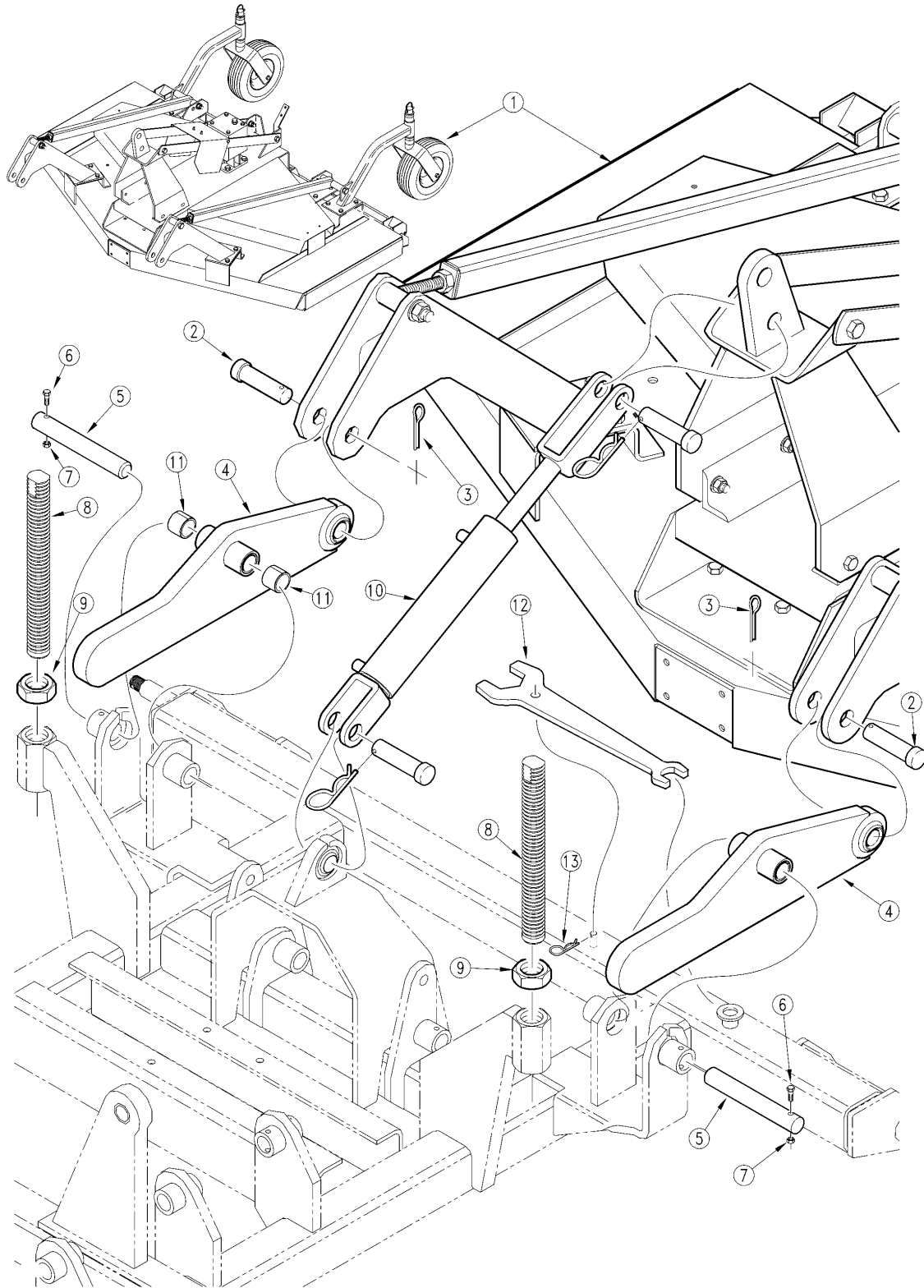
Serial Numbers

Always use the serial and model number when ordering parts. Refer to the Operator's Manual for serial number plate location.

- (S/N 20001+) Includes serial numbers 20001 and above (to the latest number)
- (S/N 10001 to 20000) Includes serial numbers between and including 10001 and 20000
- (S/N 10000-) Includes serial numbers 10000 and below (to the earliest number)

Center Deck Link

Applies to AFM40200 (S/N 146999-)



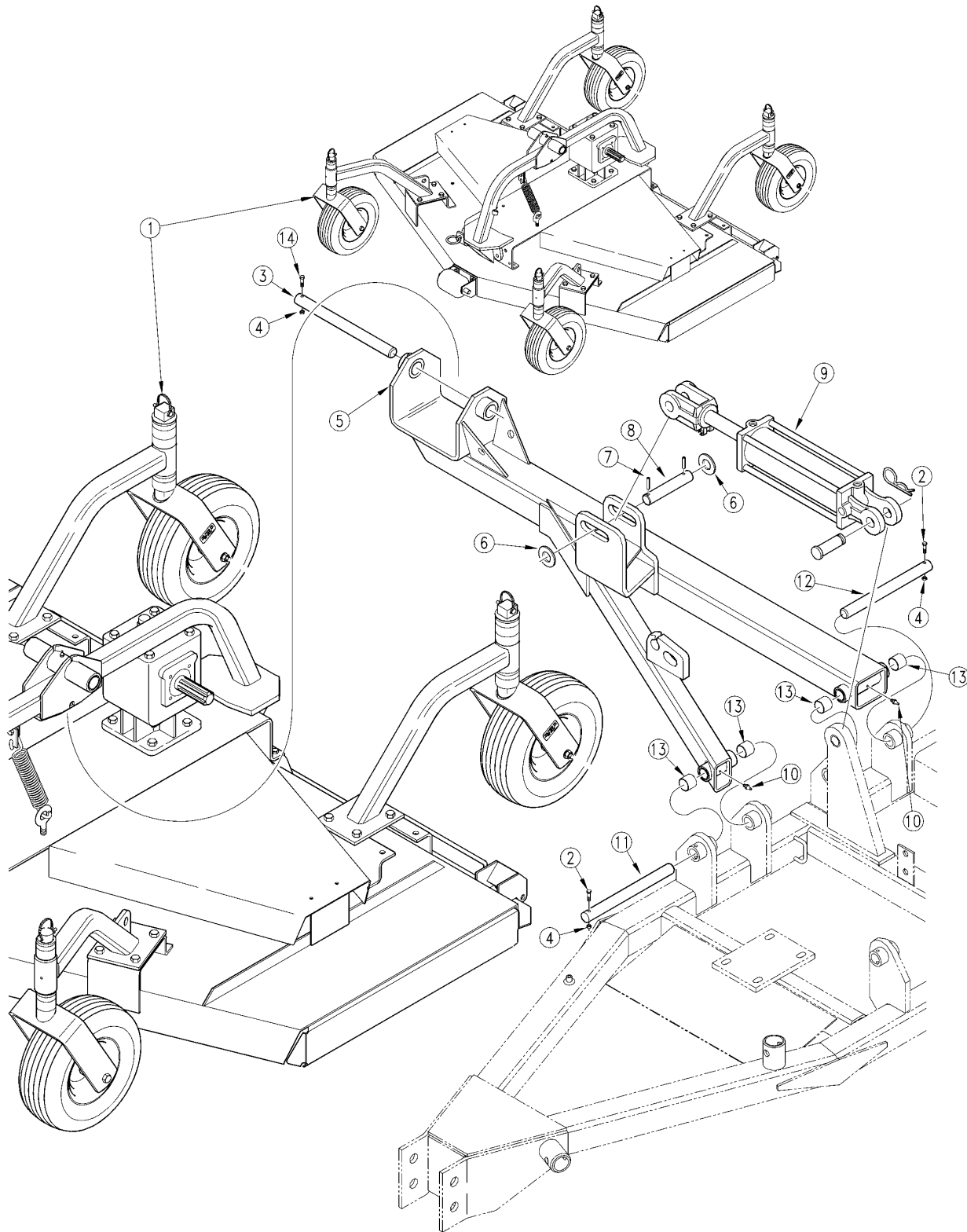
11776

Center Deck Link**Applies to AFM40200 (S/N 146999-)**

Ref	Part No.	Part Description	Comments	Revision
	dwg11776	Drawing Image Number		
1.	315-067A	AFM CEN DECK SUB		
2.	805-090C	PIN CLEVIS 1 X 3 3/16 LG		
3.	805-104C	PIN COTTER 3/16 X 1 1/2 PLT		
4.	315-055H	CENTER DECK LIFT LINK		
5.	315-312D	LIFT LINK PIVOT PIN		
6.	802-152C	HHCS 1/4-20X2 GR5		
7.	803-007C	NUT LOCK 1/4-20 PLT		
8.	315-206D	REAR DECK ADJUSTER BOLT		
9.	803-032C	NUT HEX JAM 1 1/4-7 PLT		
10.	810-005C	CYL 2X8X1.12 ROD SINGLE ACTING		
11.	890-005C	BUSHING CYL 1 1/4 X 1 X 1		
12.	315-343D	REAR DECK HEIGHT ADJUST WRENCH		
13.	805-010C	PIN HAIR COTTER .094		

Right Hand and Left Hand Tool Bar

Applies to AFM40200 (S/N 146999-)



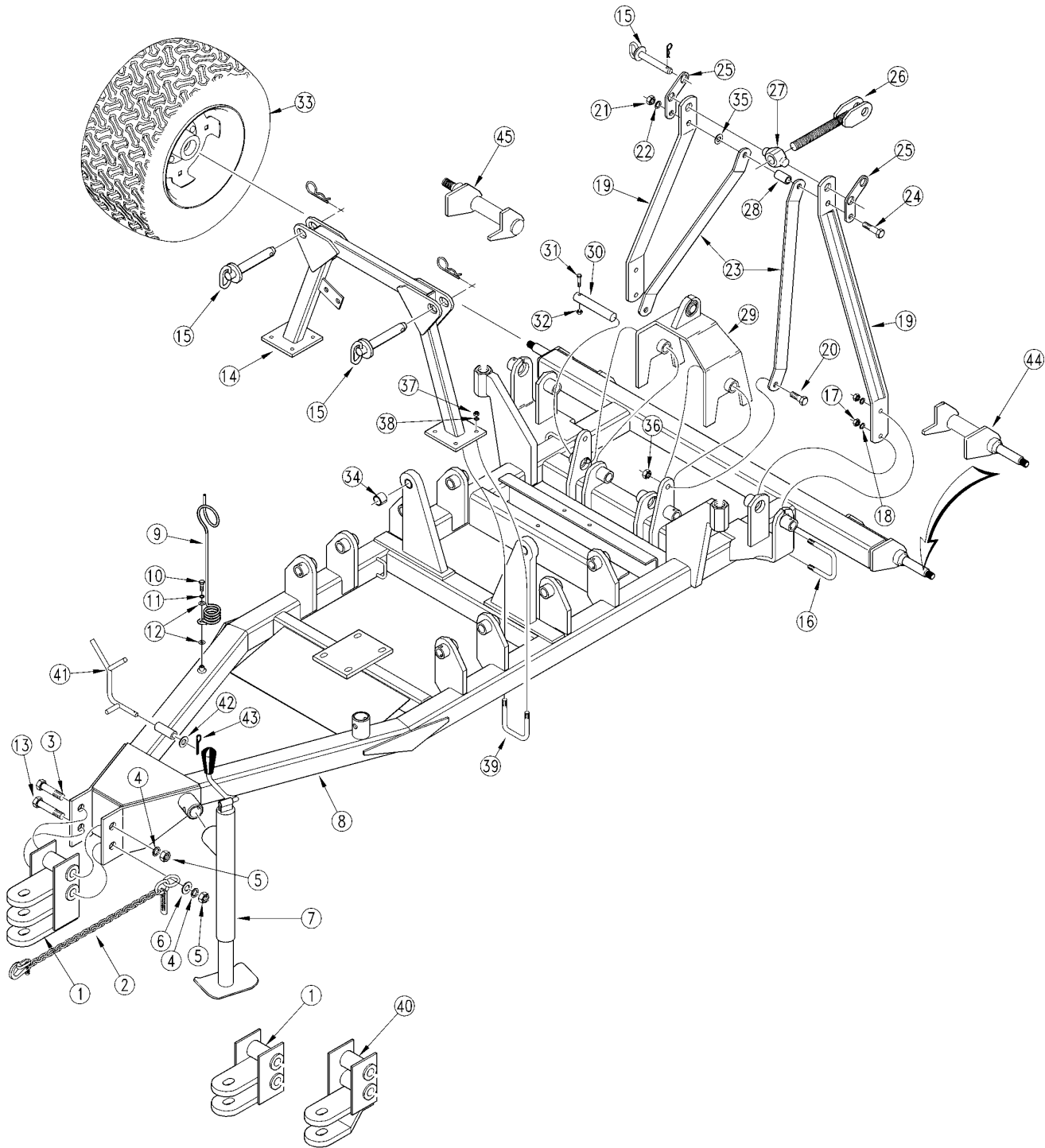
11771

Right Hand and Left Hand Tool Bar**Applies to AFM40200 (S/N 146999-)**

Ref	Part No.	Part Description	Comments	Revision
	dwg11771	Drawing Image Number		
1.	315-068A	AFM R. H. DECK SUB		
1.	315-069A	AFM L. H. DECK SUB		
2.	802-152C	HHCS 1/4-20X2 GR5		
3.	315-310D	TOOLBAR PIVOT PIN		
4.	803-007C	NUT LOCK 1/4-20 PLT		
5.	315-052H	TOOLBAR RH DECK		
5.	315-104H	TOOLBAR LH DECK		
6.	804-029C	WASHER FLAT 1 SAE PLT		
7.	805-041C	PIN ROLL 1/4X1 3/4		
8.	315-146D	FOLD CYL. PIN		
9.	810-195C	CYL 3X8X1.25 ROD (TIE) NO PINS	(S/N 100366+)	Rev. 2 not compat. w/Rev. 1
9.	810-138C	CYL REP 4X8X1.37 ROD (TIE ROD)	(S/N 100365-) Left Hand Deck	Rev. 1
9.	810-139C	CYL REP 4.25X8X1.5ROD (TIE)NPN	(S/N 100365-) Right Hand Deck	Rev. 1
10.	800-001C	GREASE ZERK STRAIGHT 1/4-28		
11.	315-269D	AFM TOOLBAR PIN-SHORT		
12.	315-307D	RPBY 315-485D	11 3/32 Long	
13.	890-005C	BUSHING CYL 1 1/4 X 1 X 1		
14.	802-097C	HHCS 1/4-20X2 1/2 GR5		

Transport Frame

Applies to AFM40200 (S/N 146999-)



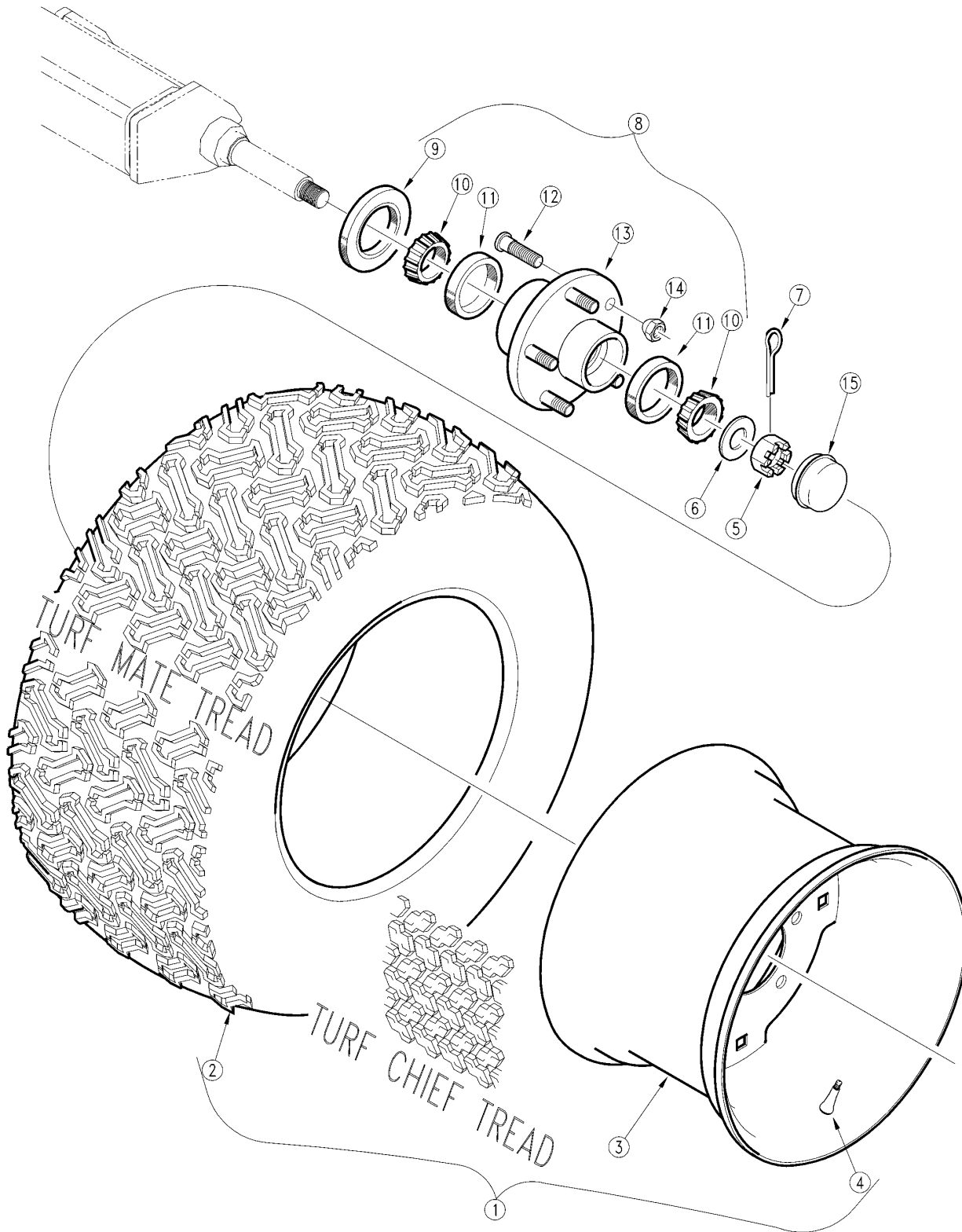
11951

Transport Frame**Applies to AFM40200 (S/N 146999-)**

Ref	Part No.	Part Description	Comments	Revision
	dwg11951	Drawing Image Number		
1.	315-004H	TRANSPORT HITCH LUG	Changed to three lug	
2.	890-182C	SAFETY CHAIN 10000 LB		
3.	802-074C	HHCS 1-8X6 1/2 GR5		
4.	804-027C	WASHER LOCK SPRING 1 PLT		
5.	803-031C	NUT HEX 1-8 PLT		
6.	804-029C	WASHER FLAT 1 SAE PLT		
7.	890-118C	SCREW JACK 2000#		
8.	315-105H	TRANSPORT FRAME AFM40200		
9.	807-023C	SPRING HOSE LOOP		
10.	802-014C	HHCS 3/8-16X3/4 GR5		
11.	804-013C	WASHER LOCK SPRING 3/8 PLT		
12.	804-012C	WASHER FLAT 3/8 SAE PLT		
13.	802-075C	HHCS 1-8X7 GR5		
14.	315-063H	TRANSPORT LOCK - WING DECK		
15.	805-149C	PIN HITCH 1 X 3 3/4 USABLE PLT		
16.	806-066C	U-BOLT 1/2-13 X 3 1/32 X 4		
17.	803-020C	NUT HEX 1/2-13 PLT		
18.	804-015C	WASHER LOCK SPRING 1/2 PLT		
19.	315-115H	REAR DECK HITCH LOCK BAR WELD		
20.	802-050C	HHCS 5/8-11X1 1/4 GR5		
21.	803-021C	NUT HEX 5/8-11 PLT		
22.	804-022C	WASHER LOCK SPRING 5/8 PLT		
23.	315-227D	REAR DECK HITCH LOCK BRACE		
24.	802-100C	HHCS 5/8-11X4 1/2 GR5		
25.	315-313D	REAR DECK LOCK PIN STORAGE		
26.	315-060H	REAR DECK LOCK ROD		
27.	183-022D	PRESS WHEEL TRUNNION-ADJUSTING		
28.	315-226D	TUBE 1 OD X 5/32 WL X 1 3/4		
29.	315-061H	CENTER DECK CYLINDER MOUNT		
30.	315-311D	REAR CYL MOUNT PIVOT PIN		
31.	802-152C	HHCS 1/4-20X2 GR5		
32.	803-007C	NUT LOCK 1/4-20 PLT		
33.	814-100C	TIRE & WHL ASSY 23 X 10.5-12		
34.	890-005C	BUSHING CYL 1 1/4 X 1 X 1		
35.	804-021C	WASHER FLAT 5/8 SAE PLT		
36.	803-024C	NUT LOCK 5/8-11 PLT		
37.	803-020C	NUT HEX 1/2-13 PLT	(S/N 98861+)	Rev. 2 not compat. w/Rev. 1
37.	803-014C	NUT HEX 3/8-16 PLT	(S/N 98860-)	Rev. 1
38.	804-015C	WASHER LOCK SPRING 1/2 PLT	(S/N 98861+)	Rev. 2 not compat. w/Rev. 1
38.	804-013C	WASHER LOCK SPRING 3/8 PLT	(S/N 98860-)	Rev. 1
39.	806-066C	U-BOLT 1/2-13 X 3 1/32 X 4	(S/N 98861+)	Rev. 2 not compat. w/Rev. 1
39.	806-021C	U-BOLT 3/8-16 X 3 1/32 X 4	(S/N 98860-)	Rev. 1
40.	315-004H	TRANSPORT HITCH LUG		Rev. 2
40.	315-065H	RPBY 315-004H		Rev. 1
41.	315-139H	FRONT P.T.O. MOUNT	(S/N 128483+)	
42.	804-016C	WASHER FLAT 1/2 SAE PLT	(S/N 128483+)	
43.	805-109C	PIN COTTER 1/8 X 1 1/4 PLT	(S/N 128483+)	
44.	315-146E	AFM40200 TRANS SPINDLE LH SUB		
45.	315-148E	AFM40200 TRANS SPINDLE RH SUB		

Transport Frame Tire and Hub

Applies to AFM40200 (S/N 146999-)



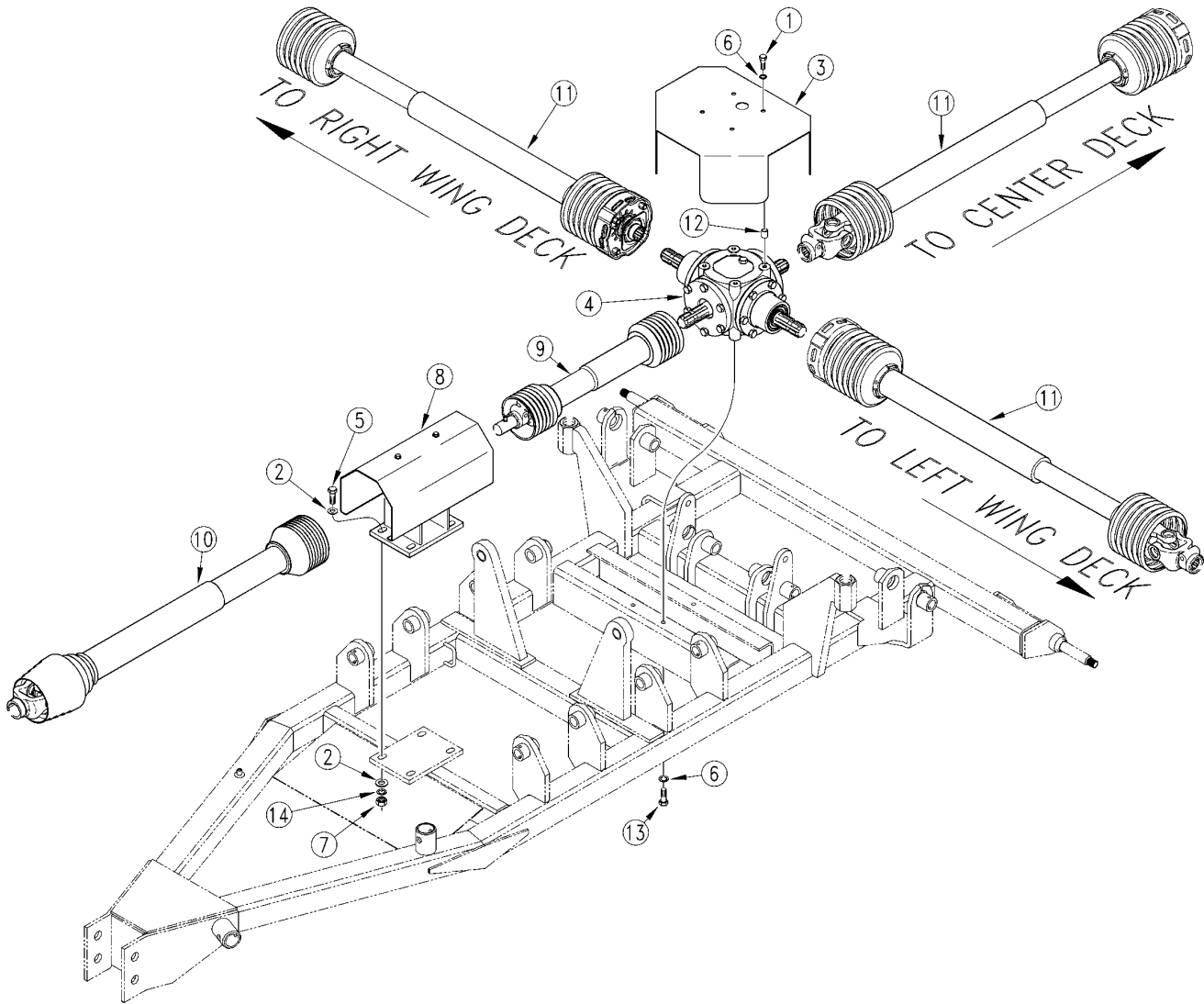
11783

Transport Frame Tire and Hub**Applies to AFM40200 (S/N 146999-)**

Ref	Part No.	Part Description	Comments	Revision
	dwg11783	Drawing Image Number		
1.	814-100C	TIRE & WHL ASSY 23 X 10.5-12		
2.	0511421-710	CL TIRE 23X10.5-12 4P TM TL	Turf Mate	
2.	051172600710	CL TIRE 23X10.5-12 4P TRFCHIEF	Turf Chief	
3.	2L363-17702-01	REP BY 30-449S6B		
4.	816-088C	VALVE STEM TR412		
5.	803-053C	NUT HEX SLOTTED 3/4-16		
6.	804-025C	WASHER FLAT 3/4 SAE PLT	(S/N 101395 <--> 122086 used 2	
7.	805-078C	PIN COTTER 3/32 X 2 PLT		
8.	815-052C	HUB ASSY 5 BOLT 4 1/2" B.C.	Includes one of items 9; 13 & 15; two of items 10 and 11 and five of items 12 and 14	
9.	816-014C	TINE GAUGE WHEEL HUB SEAL		
10.	822-030C	BEARING CONE 1		
11.	822-080C	BEARING CUP L44610		
12.	B0-47	NEILSON STUD 1/2-20UNFX1 13/16		
13.	N/A	NEILSON 5 BOLT HUB		
14.	803-159C	NUT LUG 1/2-20 X 60 DEG PLT		
15.	890-068C	RPBY 890-614C) GREASE CAP#1518		

Driveline Arrangement

Applies to AFM40200 (S/N 146999-)



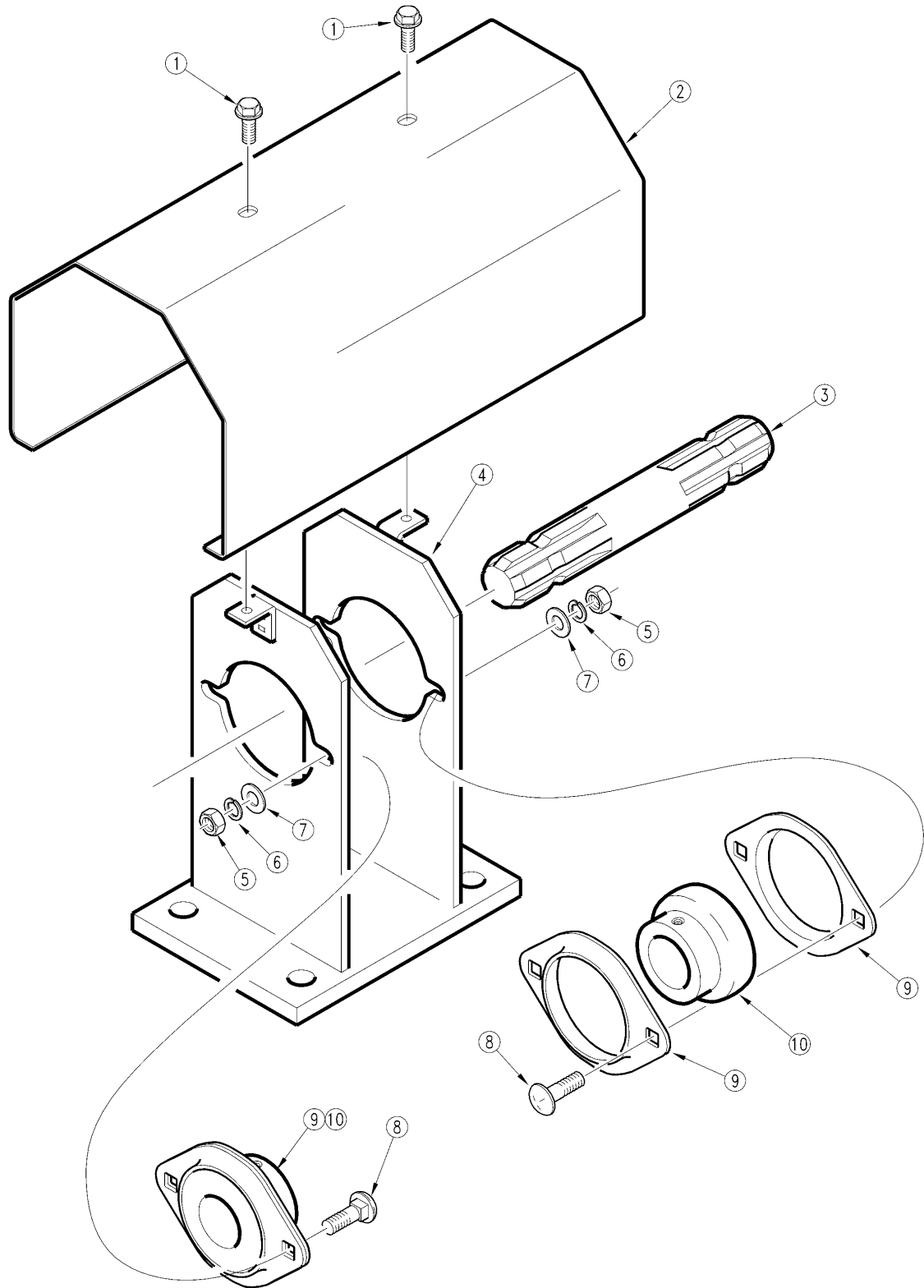
11780

Driveline Arrangement**Applies to AFM40200 (S/N 146999-)**

Ref	Part No.	Part Description	Comments	Revision
	dwg11780	Drawing Image Number		
1.	802-434C	HHCS M10X1.5X40 GR8.8	(S/N 100497+)	Rev. 2 not compat. w/Rev. 1
1.	802-403C	HHCS M10X1.5X20 GR8.8	(S/N 100496-)	Rev. 1
2.	804-016C	WASHER FLAT 1/2 SAE PLT		
3.	315-347D	4-WAY BOX COVER/PTO GUARD	(S/N 100497+)	Rev. 2 not compat. w/Rev. 1
3.	315-225D	RPBY 315-347D	(S/N 100496-)	Rev. 1
4.	315-447A	AFM14,16,22 GB W/HDWR SHIPOUT		
4.	826-097C	RPBY 826-274C		
5.	802-128C	HHCS 1/2-13X2 GR5		
6.	804-077C	WASHER LOCK M10 BLK		
7.	803-020C	NUT HEX 1/2-13 PLT		
8.	315-048S	BEARING BASE/DRV SHFT/BRG ASSY		
9.	826-100C	PTO 2400 X 18.7 NO CLUTCH		
10.	826-089C	PTO CV 2480 X 41.73 NO CLUTCH	(S/N 100497+)	Rev. 3
10.	826-125C	PTO CV 2380 X 41.73	(S/N 100496-)	Rev 2; Use up stock
10.	826-101C	RPBY 826-125C		Use up stock; 1st stock
11.	826-111C	PTO 2200 X 33.86 W/CLUTCH	(S/N 100497+)	Rev. 2
11.	826-012C	PTO SHAFT 35HP X 34 W/EXT CONE	(S/N 100496-)	Rev 1; Use up stock
12.	315-360D	SPCR 5/8 X 0.459 X 3/4 LG	(S/N 100497+)	
13.	802-403C	HHCS M10X1.5X20 GR8.8		
14.	804-045C	WASHER LOCK 3/8EXTTOOTH CNTRSK		

Driveline Assembly Center Shaft and Bearing

Applies to AFM40200 (S/N 146999-)



11778

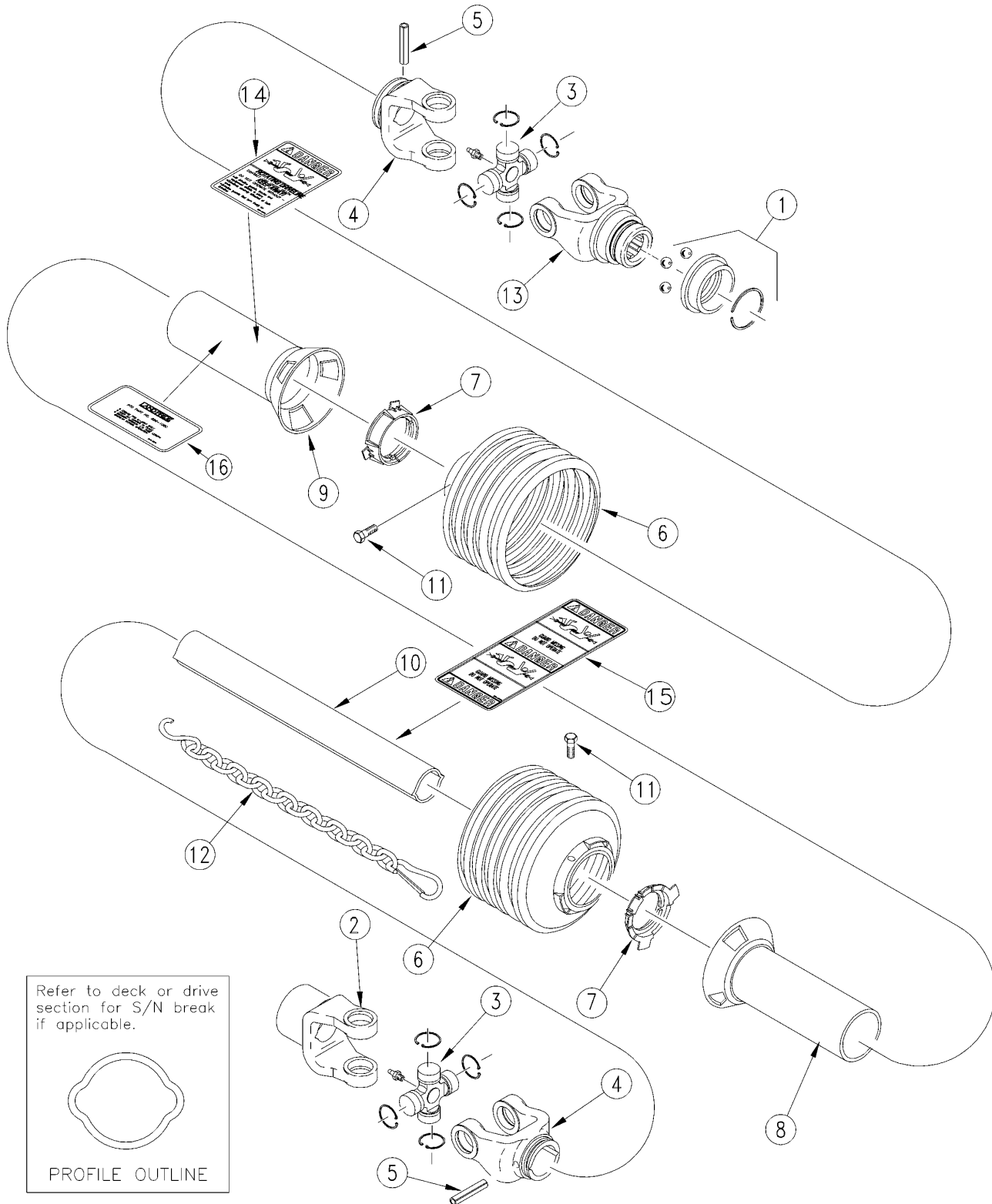
Driveline Assembly Center Shaft and Bearing

Applies to AFM40200 (S/N 146999-)

Ref	Part No.	Part Description	Comments	Revision
	dwg11778	Drawing Image Number		
	315-048S	BEARING BASE/DRV SHFT/BRG ASSY		
1.	802-352C	HFSS 5/16-18X1/2 GR5		
2.	315-062D	FRONT PTO GUARD		
3.	815-051C	AFM40200 STUB DRIVE SHAFT		
4.	315-005H	FRONT PTO COVER & BRG MOUNT		
5.	803-014C	NUT HEX 3/8-16 PLT		
6.	804-013C	WASHER LOCK SPRING 3/8 PLT		
7.	804-012C	WASHER FLAT 3/8 SAE PLT		
8.	802-015C	RHSNB 3/8-16X1 GR5		
9.	822-099C	FLANGETTE 72 MST PLATED		
10.	822-098C	BRG 1 3/8 B X 72MM OD W/COLLAR		

Driveline (826-100C) Walterscheid

Applies to AFM40200 (S/N 146999-)



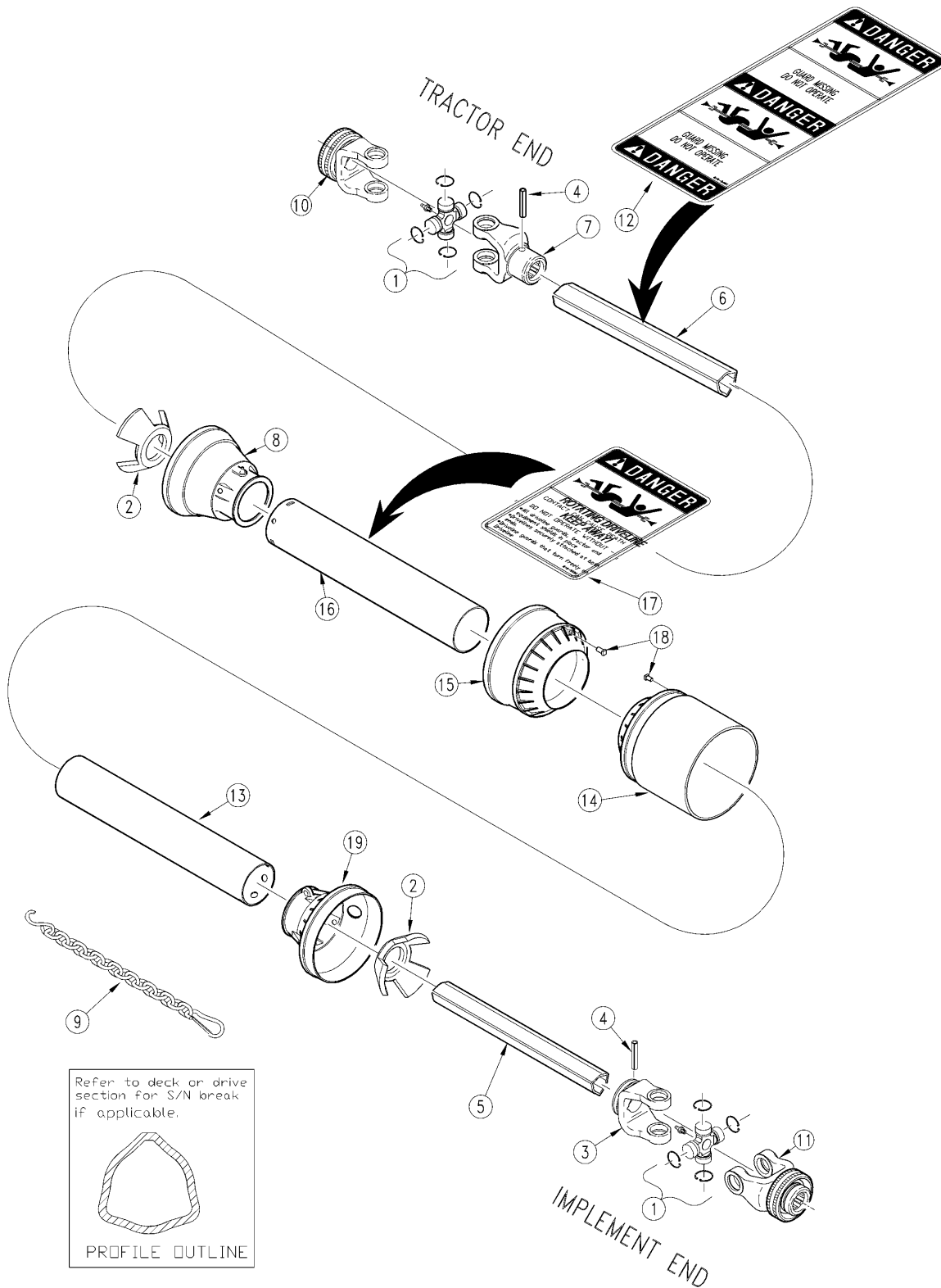
11788

Driveline (826-100C) Walterscheid**Applies to AFM40200 (S/N 146999-)**

Ref	Part No.	Part Description	Comments	Revision
	dwg11788	Drawing Image Number		
	826-100C	PTO 2400 X 18.7 NO CLUTCH		
1.	381908	REP BY 390404		
2.	382329	WS YOKE 1 3/8"-6 SPL ASSY	(S/N 102994+)	Rev. 2 not compat. w/Rev. 1
2.	041620	WS YOKE 1 3/8-6 SPL	(S/N 102993-)	Rev. 1
3.	312410	WS CROSS BEARING KIT	(S/N 102994+)	Rev. 2 not compat. w/Rev. 1
3.	044444	WALTERSCHEID CROSS & BRG KIT	(S/N 102993-)	Rev. 1
4.	019519	WS INBOARD YOKE	(S/N 102994+)	Rev. 2 not compat. w/Rev. 1
4.	041577	WS INBORD YOKE	(S/N 102993-)	Rev. 1
5.	020617	WS SPRING PIN 10 X 20	(S/N 102994+)	Rev. 2 not compat. w/Rev. 1
5.	020616	WS SPRING PIN	(S/N 102993-)	Rev. 1
6.	377336	WS SHIELD CONE 6 RIB		
7.	087276	WS BEARING RING - SC25		
8.	388163	WS OUTER SHIELD TUBE	(S/N 102994+)	Rev. 2 not compat. w/Rev. 1
8.	389399	WS OUTER SHIELD TUBE	(S/N 102993-)	Rev. 1
9.	389394	WS INNER SHIELD TUBE		
10.	389574	WS OUTER PROFILE 2A		
11.	365305	WALTERSCHEID SCREW		
12.	044321	WALTERSCHEID SAFETY CHAIN		
13.	380907	WS YOKE 1 3/8-6 SPL AS	(S/N 102994+)	Rev. 2 not compat. w/Rev. 1
13.	380906	WALTERSCHEID YOKE 1 3/8-6 SPL	(S/N 102993-)	Rev. 1
14.	818-552C	DECAL DANGER PTO DRIVELINE		
15.	818-540C	DECAL DANGER GUARD MISS PTO		
16.	818-361C	DECAL PTO 826-100C		

Driveline All Decks (826-012C) Eurocardan (S/N 100496-)

Applies to AFM40200 (S/N 146999-)



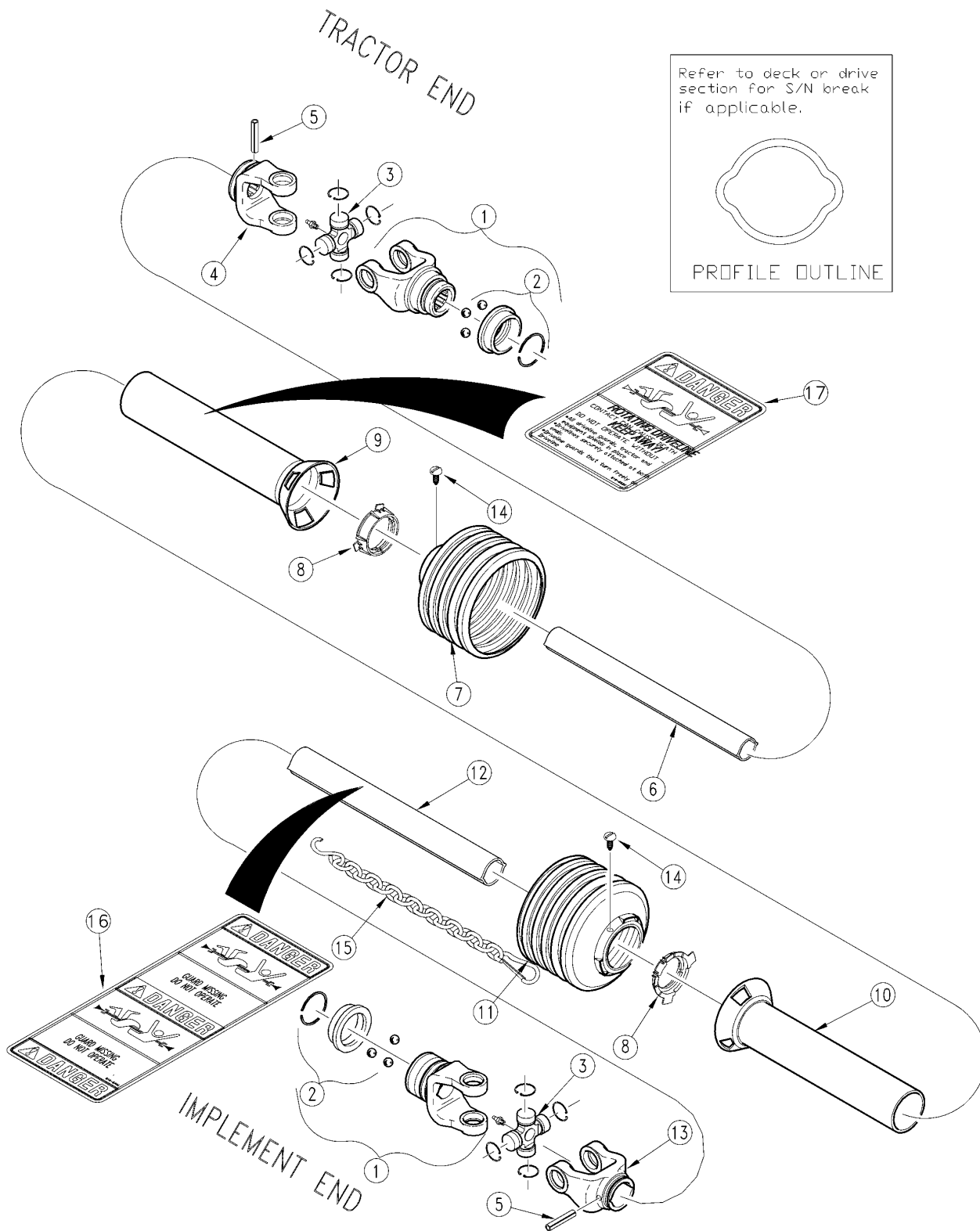
13203

Driveline All Decks (826-012C) Eurocardan (S/N 100496-)**Applies to AFM40200 (S/N 146999-)**

Ref	Part No.	Part Description	Comments	Revision
	dwg13203	Drawing Image Number		
	826-012C	DRIVELINE WITH EXT. CONE		
1.	1002020	EC CROSS ASSEMBLY		
2.	1782016	EC INNER/OUTER TUBE BEARING		
3.	1702029	EC INNER TUBE YOKE		
4.	6330855	EC 8X55-DIN-1481 O/TUBE R/PIN		
5.	1532308	REP BY 1522083		
6.	1532322	REP BY 1523083		
7.	1702027	EC OUTER TUBE YOKE		
8.	1883230	EC OUTER TUBE RIGID CONE		
9.	044321	WALTERSCHEID SAFETY CHAIN		
10.	1012010	EC YOKE ASSEMBLY (TRACT. END)		
11.	1112010	EC YOKE ASSEMBLY (IMP. END)		
12.	818-540C	DECAL DANGER GUARD MISS PTO		
13.	1772335	REP BY 1872065		
14.	1883014	REP BY 1884205		
15.	1883013	REP BY 1884203		
16.	1882348	REP BY 1873065		
17.	818-552C	DECAL DANGER PTO DRIVELINE		
18.	1784212	EC PIN STOP ROTATION		
19.	1883231	REP BY 1884202		

Driveline All Decks (826-012C) Walterscheid (S/N 100486-)

Applies to AFM40200 (S/N 146999-)



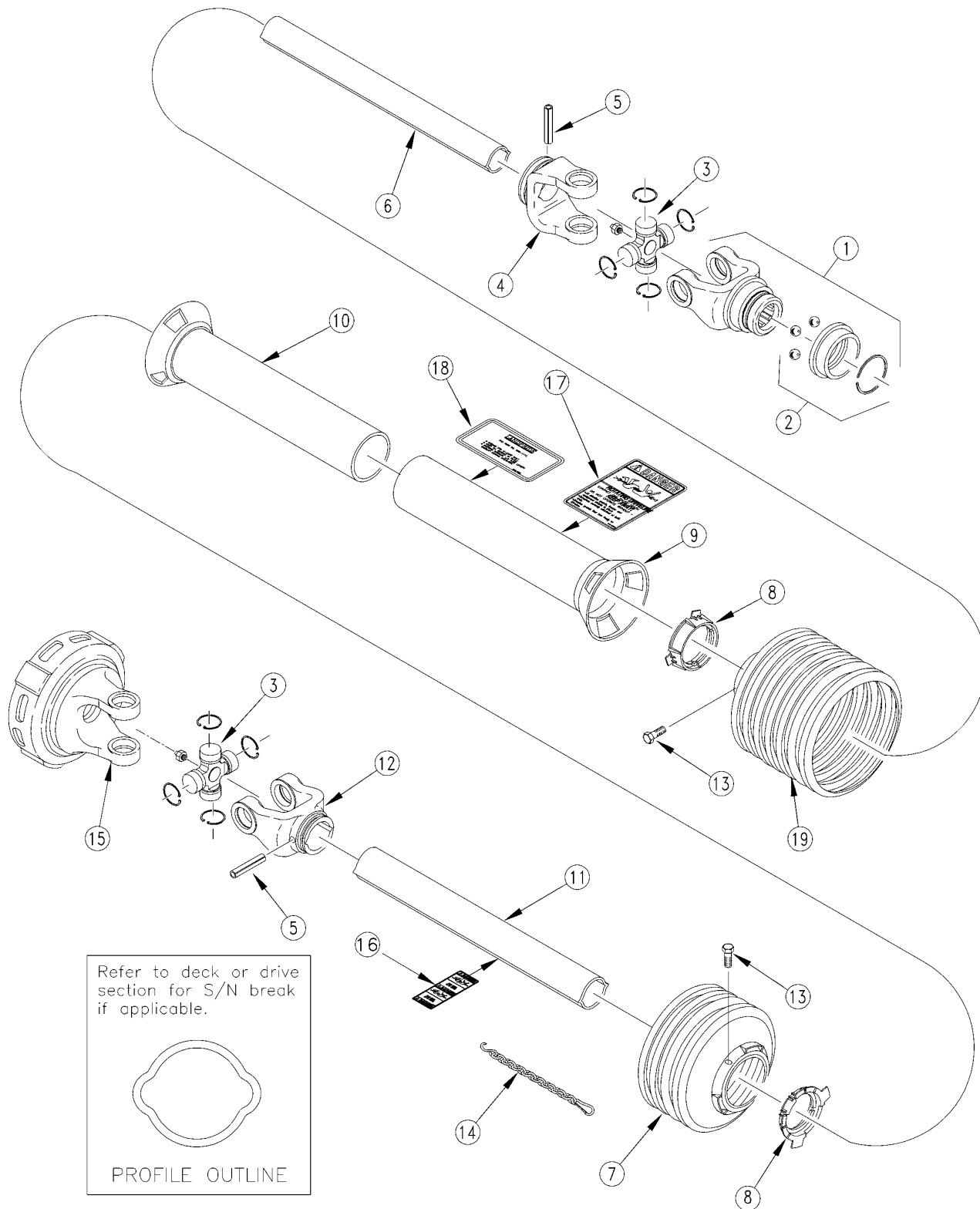
10824

Driveline All Decks (826-012C) Walterscheid (S/N 100486-)**Applies to AFM40200 (S/N 146999-)**

Ref	Part No.	Part Description	Comments	Revision
	dwg10824	Drawing Image Number		
	826-012C	DRIVELINE WITH EXT. CONE		
1.	380905	REP BY 196837		
2.	381908	REP BY 390404		
3.	044439	WALTERSCHEID CROSS & BRG KIT		
4.	041065	WALTERSCHEID INBOARD YOKE		
5.	020614	WALTERSCHEID SPRING PIN		
6.	054484	WS INNER PROFILE		
7.	377234	WALTERSCHEID SHIELD CONE-4 RIB		
8.	087279	WALTERSCHEID BEARING RING		
9.	387332	REP BY 392052		
10.	387266	REP BY 392050		
11.	377240	WALTERSCHEID SHIELD CONE-10RIB		
12.	054482	WS OUTER PROFILE		
13.	041068	WALTERSCHEID INBOARD YOKE		
14.	365305	WALTERSCHEID SCREW		
15.	044321	WALTERSCHEID SAFETY CHAIN		
16.	818-540C	DECAL DANGER GUARD MISS PTO		
17.	818-552C	DECAL DANGER PTO DRIVELINE		

Driveline All Decks (826-111C) Walterscheid (S/N 100497+)

Applies to AFM40200 (S/N 146999-)



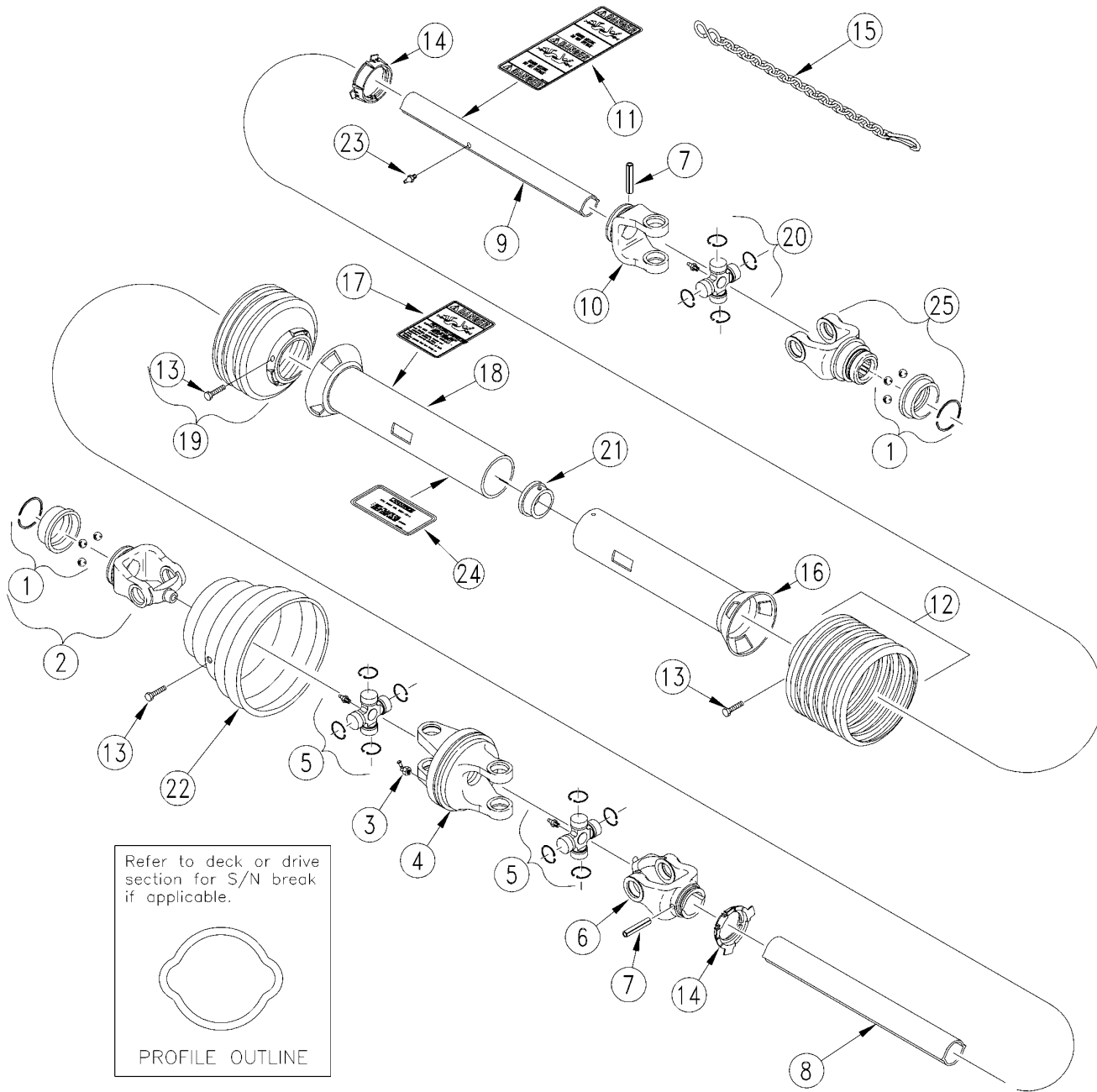
12129

Driveline All Decks (826-111C) Walterscheid (S/N 100497+)**Applies to AFM40200 (S/N 146999-)**

Ref	Part No.	Part Description	Comments	Revision
	dwg12129	Drawing Image Number		
	826-111C	PTO 2200 X 33.86 W/CLUTCH		
1.	380905	REP BY 196837		
2.	381908	REP BY 390404		
3.	044439	WALTERSCHEID CROSS & BRG KIT		
4.	041065	WALTERSCHEID INBOARD YOKE		
5.	020614	WALTERSCHEID SPRING PIN		
6.	054484	WS INNER PROFILE		
7.	377234	WALTERSCHEID SHIELD CONE-4 RIB		
8.	087279	WALTERSCHEID BEARING RING		
9.	387332	REP BY 392052		
10.	387266	REP BY 392050		
11.	054482	WS OUTER PROFILE		
12.	041068	WALTERSCHEID INBOARD YOKE		
13.	365305	WALTERSCHEID SCREW		
14.	044321	WALTERSCHEID SAFETY CHAIN		
15.	053314	WS FRICTION CLUTCH		
16.	818-552C	DECAL DANGER PTO DRIVELINE		
17.	818-540C	DECAL DANGER GUARD MISS PTO		
18.	818-405C	DECAL GREASE PTO 826-111C		
19.	377240	WALTERSCHEID SHIELD CONE-10RIB		

Driveline CV (826-089C) (826-125C) (826-101C) Waltersheid

Applies to AFM40200 (S/N 146999-)



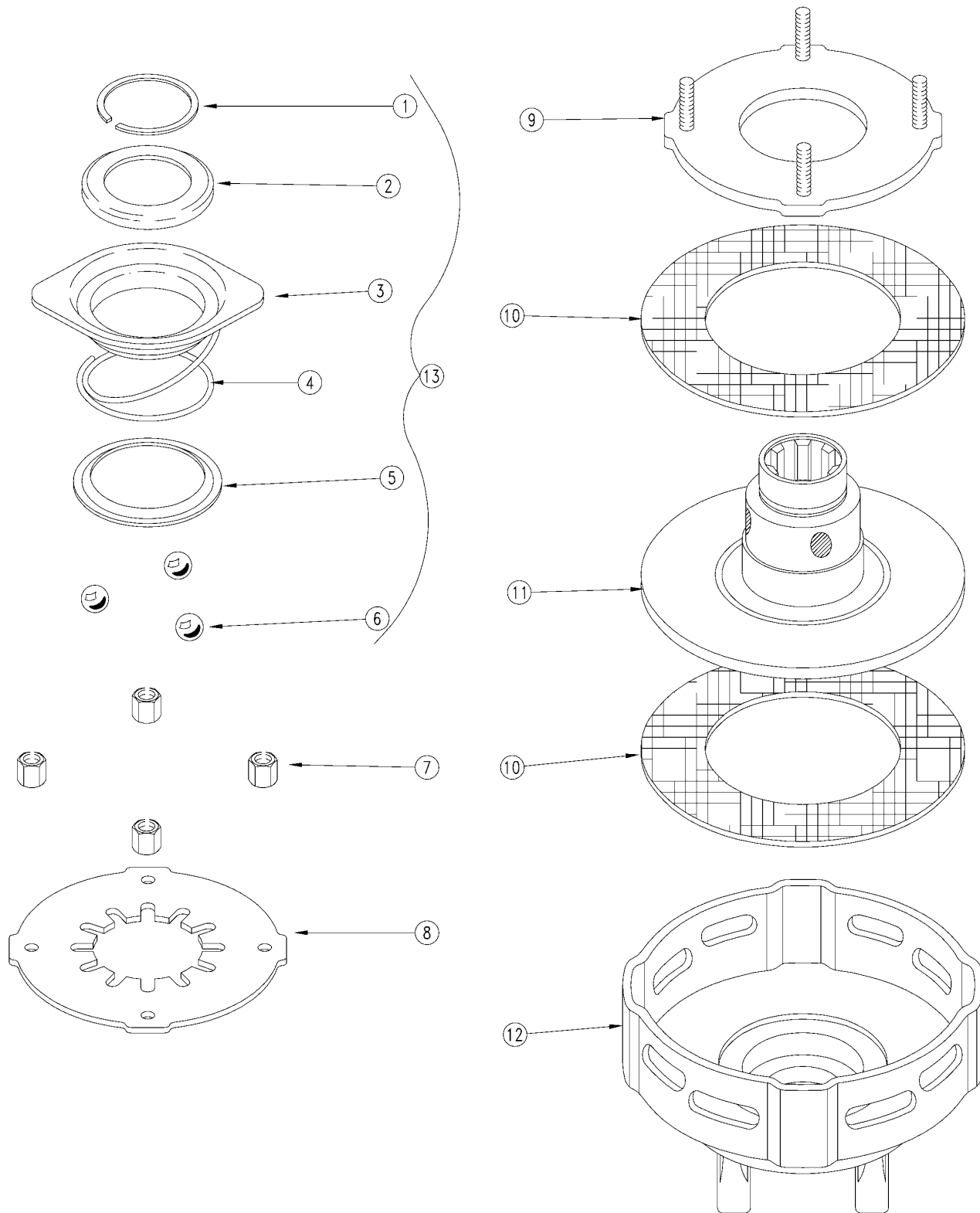
11789

Driveline CV (826-089C) (826-125C) (826-101C) Waltersheid**Applies to AFM40200 (S/N 146999-)**

Ref	Part No.	Part Description	Comments	Revision
	dwg11789	Drawing Image Number		
	826-089C	PTO CV 2480 X 41.73 NO CLUTCH		
	826-125C	PTO CV 2380 X 41.73		
	826-101C	RPBY 826-125C		
1.	381908	REP BY 390404		
2.	380882	WS YOKE 1 3/8-6 SPL	(S/N 100497+)	Rev. 2 not compat. w/Rev. 1
2.	382710	WS YOKE 1 3/8-6 SPL AS	(S/N 100496-)	Rev. 1
3.	020672	WS GREASE ZERK	(S/N 100497+)	Rev. 2 not compat. w/Rev. 1
3.	020616	WS SPRING PIN	(S/N 100496-)	Rev. 1
4.	365722	WS DOUBLE YOKE	(S/N 100497+)	Rev. 2 not compat. w/Rev. 1
4.	384517	WS DOUBLE YOKE	(S/N 100496-)	Rev. 1
5.	342221	WS CROSS & BEARING KIT	(S/N 100497+)	Rev. 2 not compat. w/Rev. 1
5.	382701	WS CROSS & BEARING KIT	(S/N 100496-)	Rev. 1
6.	341586	WS INBOARD YOKE W/BRIDGE	(S/N 100497+)	Rev. 2 not compat. w/Rev. 1
6.	366862	WS INBOARD YOKE	(S/N 100496-)	Rev. 1
7.	020617	WS SPRING PIN 10 X 20	(S/N 100497+)	Rev. 2 not compat. w/Rev. 1
7.	020616	WS SPRING PIN	(S/N 100496-)	Rev. 1
8.	022628	WS INNER PROFILE LB GA	(S/N 100497+)	Rev. 2 not compat. w/Rev. 1
8.	319624	WS INNER PROFILE	(S/N 100496-)	Rev. 1
9.	383869	WS PROFILE & SLEEVE W.A.	(S/N 100497+)	Rev. 2 not compat. w/Rev. 1
9.	388954	WS PROFILE & SLEEVE W.A.	(S/N 100496-)	Rev. 1
10.	019519	WS INBOARD YOKE	(S/N 100497+)	Rev. 2 not compat. w/Rev. 1
10.	041577	WS INBOARD YOKE		Rev. 1
11.	818-540C	DECAL DANGER GUARD MISS PTO		
12.	377336	WS SHIELD CONE 6 RIB	(S/N 100497+)	Rev. 2 not compat. w/Rev. 1
12.	377335	WS SHIELD CONE - 5 RIB	(S/N 100496-)	Rev. 1
13.	365305	WALTERSCHEID SCREW		
14.	087276	WS BEARING RING - SC25		
15.	044321	WALTERSCHEID SAFETY CHAIN		
16.	384867	WS INNER SHIELD TUBE ROUND	(S/N 100497+)	Rev. 2 not compat. w/Rev. 1
16.	388957	WS INNER SHIELD TUBE ROUND	(S/N 100496-)	Rev. 1
17.	818-552C	DECAL DANGER PTO DRIVELINE		
18.	389848	WS OUTER SHIELD TUBE OVL.	(S/N 100497+)	Rev. 2 not compat. w/Rev. 1
18.	389388	WS OUTER SHIELD TUBE OVAL	(S/N 100496-)	Rev. 1
19.	172758	WS SHIELD CONE 3 RIB	(S/N 100497+)	Rev. 2 not compat. w/Rev. 1
19.	172762	WS SHIELD CONE 3 RIB	(S/N 100496-)	Rev. 1
20.	312410	WS CROSS BEARING KIT	(S/N 100497+)	Rev. 2 not compat. w/Rev. 1
20.	044444	WALTERSCHEID CROSS & BRG KIT	(S/N 100496-)	Rev. 1
21.	355155	WS SUPPORT BEARING		
22.	386083	WS CV CONE & BEARING ASSY	(S/N 100497+)	Rev. 2 not compat. w/Rev. 1
22.	386163	WS CV CONE & BEARING ASSY	(S/N 100496-)	Rev. 1
23.	380371	WS ZERK		
24.	818-358C	DECAL PTO 826-089C	(S/N 100497+)	Rev. 2 not compat. w/Rev. 1
24.	818-362C	DECAL PTO 826-101C	(S/N 100496-)	Rev. 1
25.	380907	WS YOKE 1 3/8-6 SPL AS	(S/N 100497+)	Rev. 2 not compat. w/Rev. 1
25.	380906	WALTERSCHEID YOKE 1 3/8-6 SPL	(S/N 100496-)	Rev. 1

Driveline Slip Clutch (053314) Waltersheid

Applies to AFM40200 (S/N 146999-)



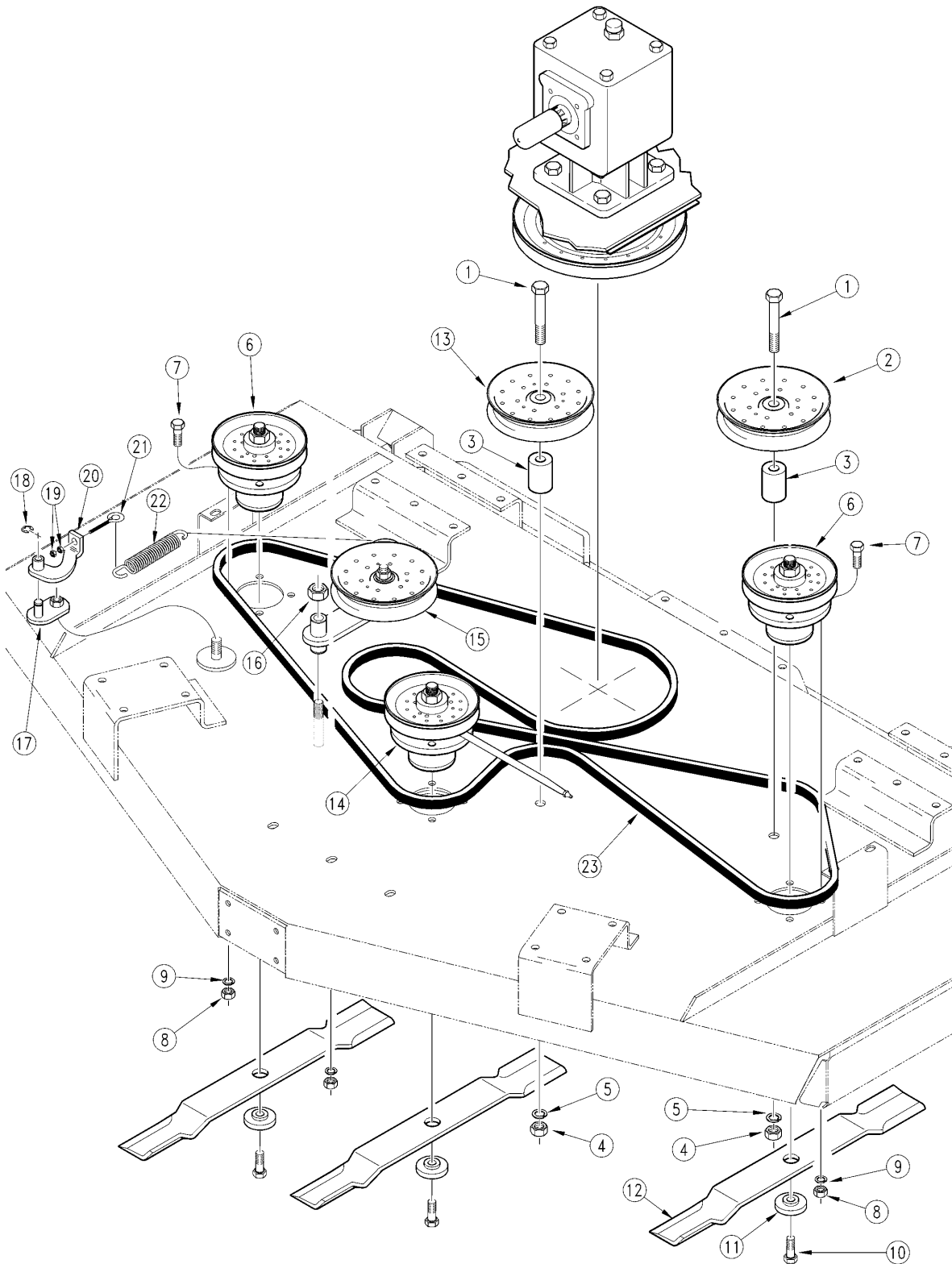
10600

Driveline Slip Clutch (053314) Walterscheid**Applies to AFM40200 (S/N 146999-)**

Ref	Part No.	Part Description	Comments	Revision
	dwg10600	Drawing Image Number		
	053314	WS FRICTION CLUTCH		
1.	304149	WS SNAP RING		
2.	338531	WS FLANGED RING		
3.	045790	WALTERSCHEID LOCK COLLAR		
4.	045793	WALTERSCHEID COMPRESSION SPRNG		
5.	047825	WALTERSCHEID BACK UP RING		
6.	020692	WALTERSCHEID BALL		
7.	381957	WALTERSCHEID HEX NUT M8		
8.	043489	WS BELLEVILLE SPRING	450 NM Setting	
8.	043487	WS BELLEVILLE SPRING	Use 2 ea. 043487 for 650 NM setting	
9.	381495	WALTERSCHEID THRUST PLATE		
10.	168556	WS FRICTION DISK		
11.	051551	WALTERSCHEID HUB 1 3/8-6 SPL		
12.	041180	WALTERSCHEID CLUTCH HOUSING		
13.	341953	WS Q.D. FLG. KIT	Includes one each of items 1 through 5 and three of item 6.	

Belt Drive

Applies to AFM40200 (S/N 146999-)



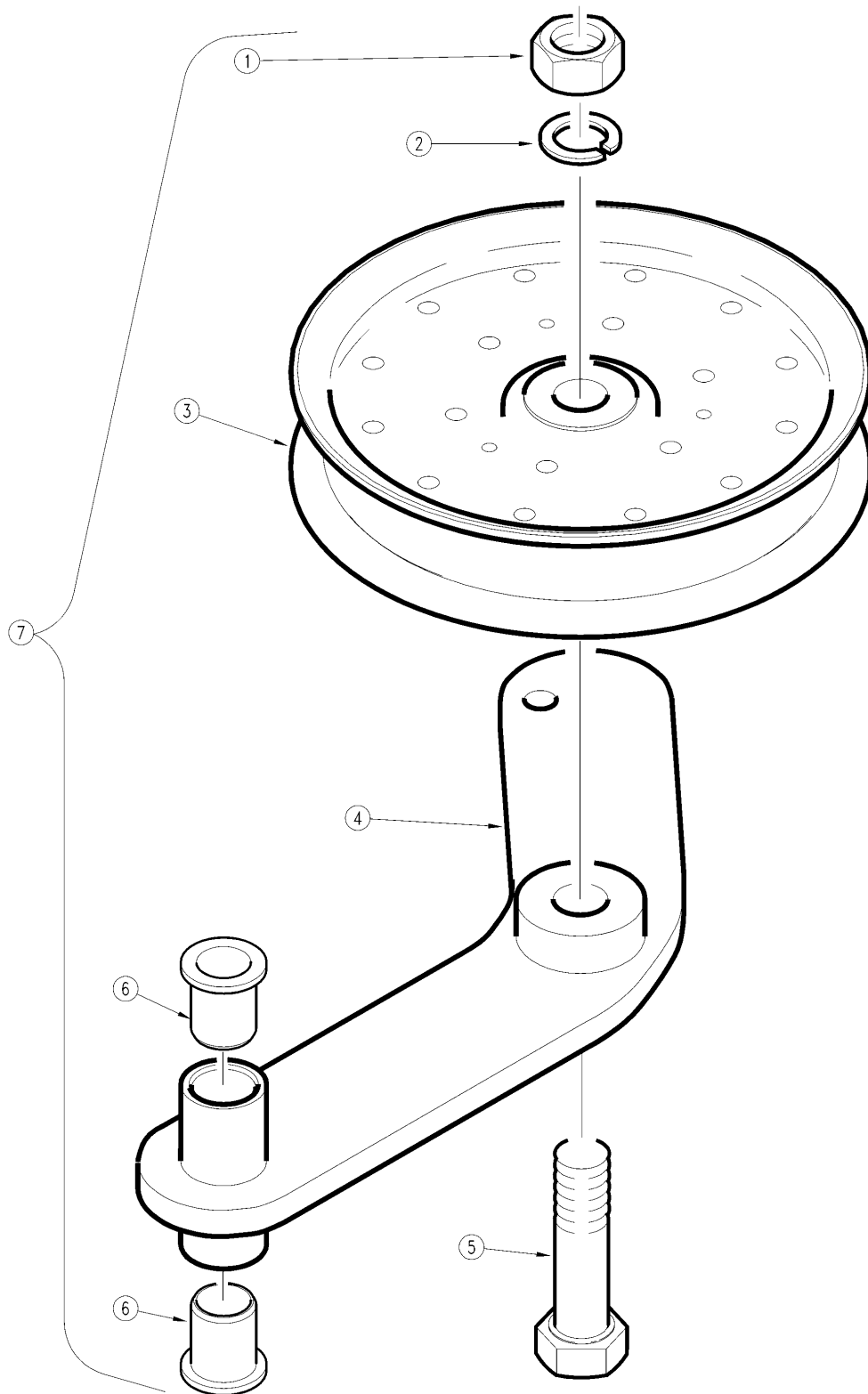
12035

Belt Drive**Applies to AFM40200 (S/N 146999-)**

Ref	Part No.	Part Description	Comments	Revision
	dwg12035	Drawing Image Number		
1.	802-237C	HHCS 5/8-18X4 GR5		
2.	808-128C	B-GROOVE IDLER PULLEY 6.25 OD		
3.	310-051D	IDLER SPACER		
4.	803-022C	NUT HEX 5/8-18 PLT		
5.	804-022C	WASHER LOCK SPRING 5/8 PLT		
6.	310-161S	CW SPDLE HUB ASSY 6"PULL 3"TB		
7.	802-229C	HHCS 7/16-20X1 1/2 GR8		
8.	803-115C	NUT HEX 7/16-20 PLT		
9.	804-014C	WASHER LOCK 7/16 PLT		
10.	802-384C	HFS 1/2-20X1 1/4 GR5		
11.	804-110C	WASHER BLADE 2ODX.56THKX.51ID		Rev. 2
11.	310-043D	RPBY 804-110C		Rev 1; Use up stock
12.	890-200C	MWR BLD 5/16 X 25SD LL CW	Standard Low Lift Blades 3 per Deck	
12.	890-172C	MWR BLD 1/4 X 25SD HL CW	Optional High Lift Blades 3 per Deck	
12.	890-318C	MWR BLD 1/4 X 25SD ML CW	Optional Medium Lift Blades 3 per Deck	
13.	808-129C	FLAT IDLER PULLEY 6 O.D.		
14.	310-177S	CW SPDLE HUB ASSY 6"PULL 9.8TB	(S/N 104210+)	Rev. 2 not compat. w/Rev. 1
14.	310-162S	CW SPDLE HUB ASSY 6PULL 7.4BTB	(S/N 104209-)	Rev. 1
15.	315-075S	AFM BELT TAKE UP HANDLE		
16.	803-119C	NUT LOCK 5/8-18 NYLOK COLLAR P		
17.	310-094H	OVER-CENTER LATCH-90		
18.	800-099C	SNAP RING EXT 7/16		
19.	803-006C	NUT HEX 1/4-20 PLT		
20.	310-095H	SPRING EYE-BOLT BRACKET		
21.	802-233C	SP EYE 1/4-20X2 3/4		
22.	807-068C	SPRING EXT BELT HANDLE		
23.	816-141C	V-BELT B173 175.9 E.L. KEVLAR		

Belt Take-Up Handle

Applies to AFM40200 (S/N 146999-)



11748

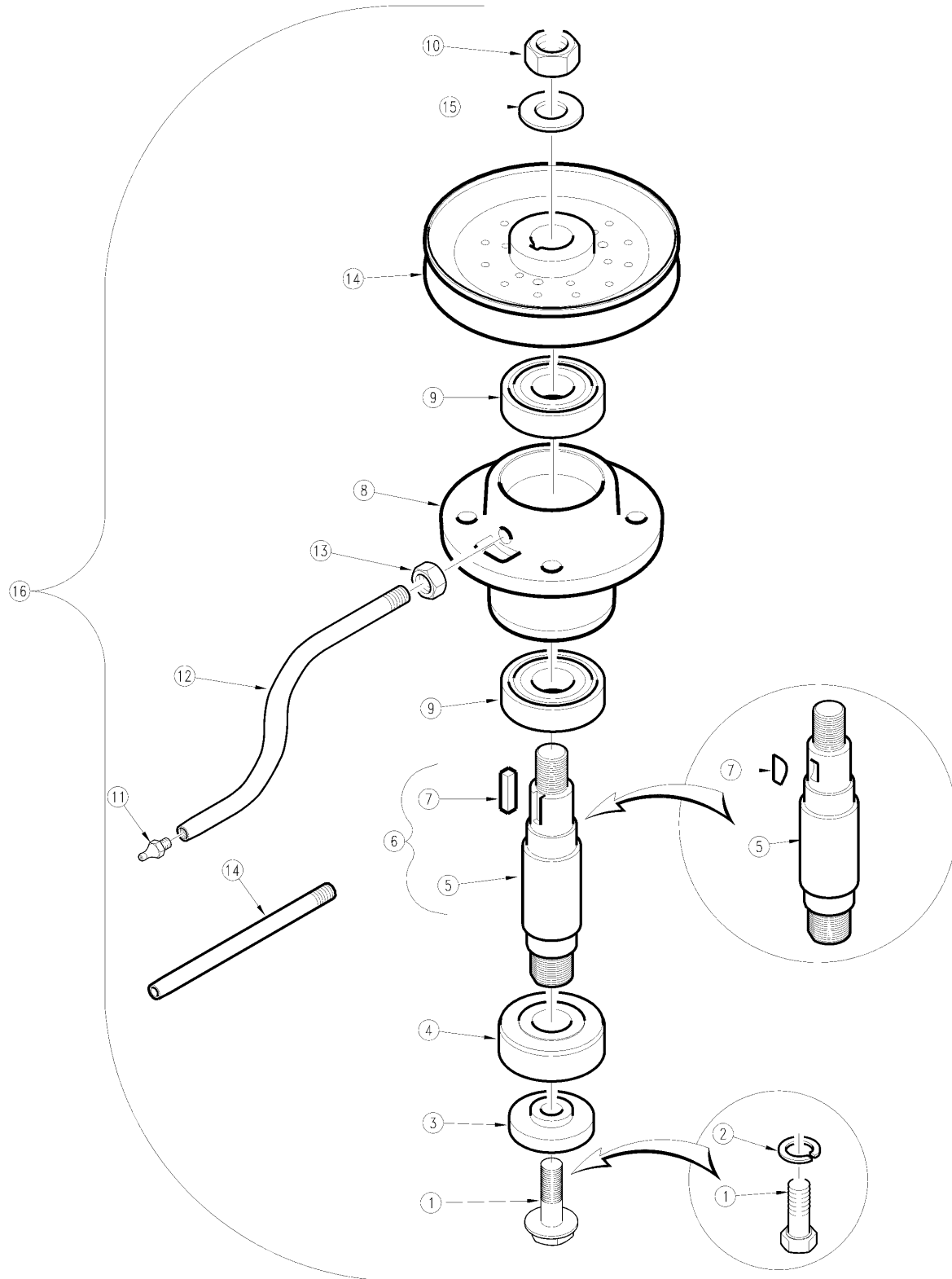
Belt Take-Up Handle

Applies to AFM40200 (S/N 146999-)

Ref	Part No.	Part Description	Comments	Revision
	dwg11748	Drawing Image Number		
1.	803-022C	NUT HEX 5/8-18 PLT		
2.	804-022C	WASHER LOCK SPRING 5/8 PLT		
3.	808-129C	FLAT IDLER PULLEY 6 O.D.		
4.	315-103H	CW BELT TAKE-UP HANDLE		
5.	802-239C	HHCS 5/8-18X2 1/2 GR5		
6.	817-028C	DOUBLE DISK ARM PIVOT BUSHINGS		
7.	315-075S	AFM BELT TAKE UP HANDLE		

Center Deck Blade Hub

Applies to AFM40200 (S/N 146999-)



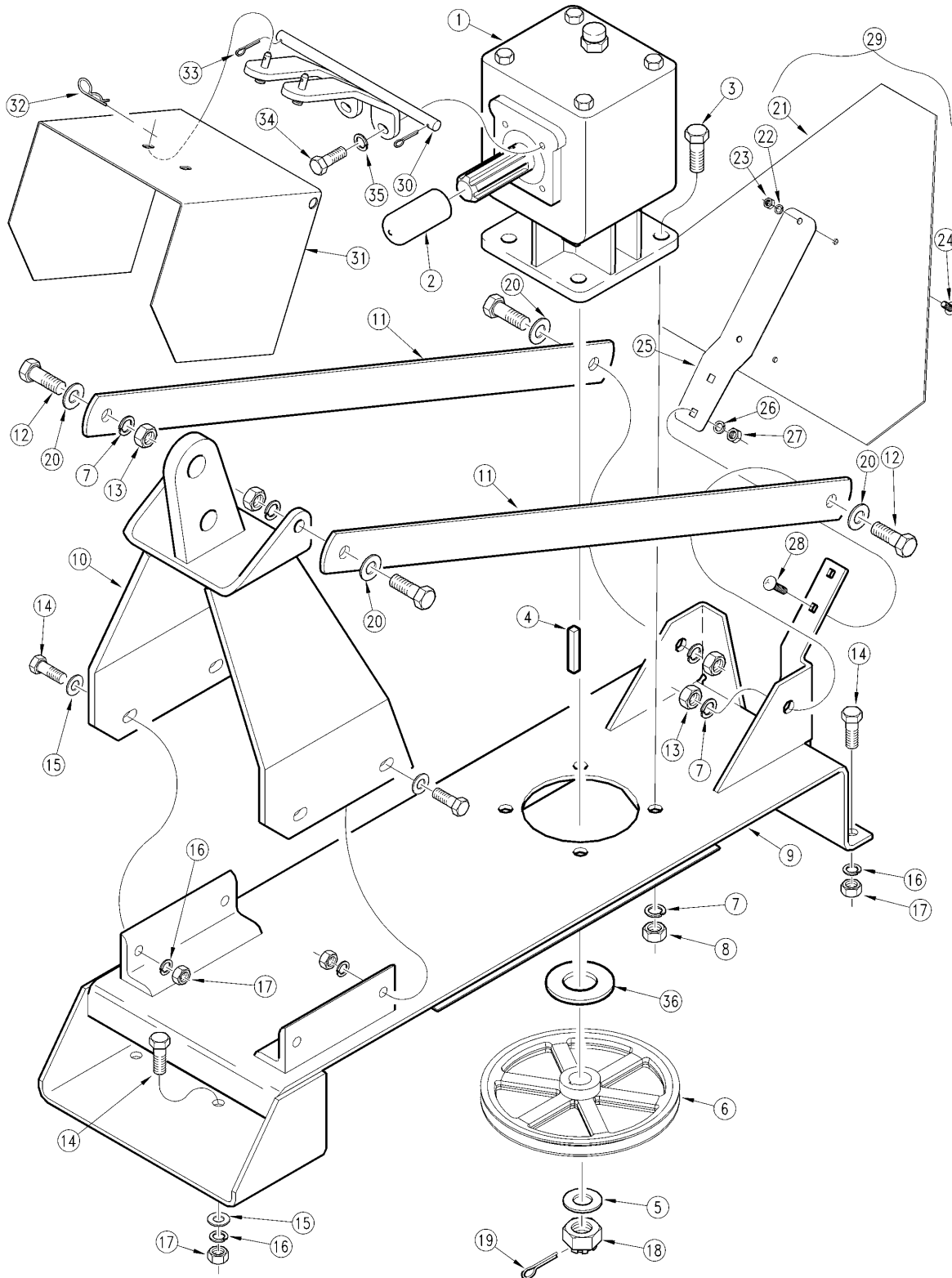
10427

Center Deck Blade Hub**Applies to AFM40200 (S/N 146999-)**

Ref	Part No.	Part Description	Comments	Revision
	dwg10427	Drawing Image Number		
1.	802-384C	HFS 1/2-20X1 1/4 GR5	(S/N 90040+)	Rev. 2
1.	802-695C	HFS 1/2-20X2 GR8	For counter bored shaft	
1.	802-326C	HHCS 1/2-20X1 1/4 GR5	(S/N 90039-) Used with 804-015C.	Rev 1; Use up stock
2.	804-015C	WASHER LOCK SPRING 1/2 PLT	(S/N 90039-)	Rev 1; Use up stock
3.	804-110C	WASHER BLADE 2ODX.56THKX.51ID		Rev. 2
3.	310-043D	RPBY 804-110C		Rev 1; Use up stock
4.	310-300D	BLADE HUB		
5.	310-361D	REP BY 310-348S	(S/N 107301+)	Rev. 2 not compat. w/Rev. 1
5.	310-299D	RPBY 310-179A	(S/N 107300-)	Rev. 1
6.	310-179A	BLADE SPINDLE W/KEY 1/4SQ X7/8	(S/N 107301+)	
7.	172-242D	1/4 SQ. KEY X 7/8 LG (S/N 107301+)		Rev. 2 not compat. w/Rev. 1
7.	890-163C	KEY WOODRUFF 1/4 X 3/4 #806	(S/N 107300-)	Rev. 1
8.	310-224D	BLADE HUB- MACH.-90		
9.	822-006C	BEARING 206		
10.	803-114C	NUT LOCK 3/4-16 NYLOC COLLAR		
11.	800-075C	ZERK 5/16-24 STRAIGHT #1711B		
12.	310-176D	72 CENTER GREASE TUBE	(S/N 107301+) Straight tube	Rev. 2 not compat. w/Rev. 1
12.	310-126D	72 GREASE TUBE	(S/N 107300-) Curved tube	Rev. 1
13.	803-184C	NUT HEX PIPE JAM 1/8-27 NPSF	(S/N 107300-)	
14.	808-127C	B-GROOVE DRIVE PULLEY 6 O.D.		
15.	804-025C	WASHER FLAT 3/4 SAE PLT	(S/N 144067+)	
16.	310-177S	CW SPDLE HUB ASSY 6"PULL 9.8TB	(S/N 104210+)	Rev. 2 not compat. w/Rev. 1
16.	310-162S	CW SPDLE HUB ASSY 6PULL 7.4BTB	(S/N 104209-)	Rev. 1

Center Deck Channel

Applies to AFM40200 (S/N 146999-)



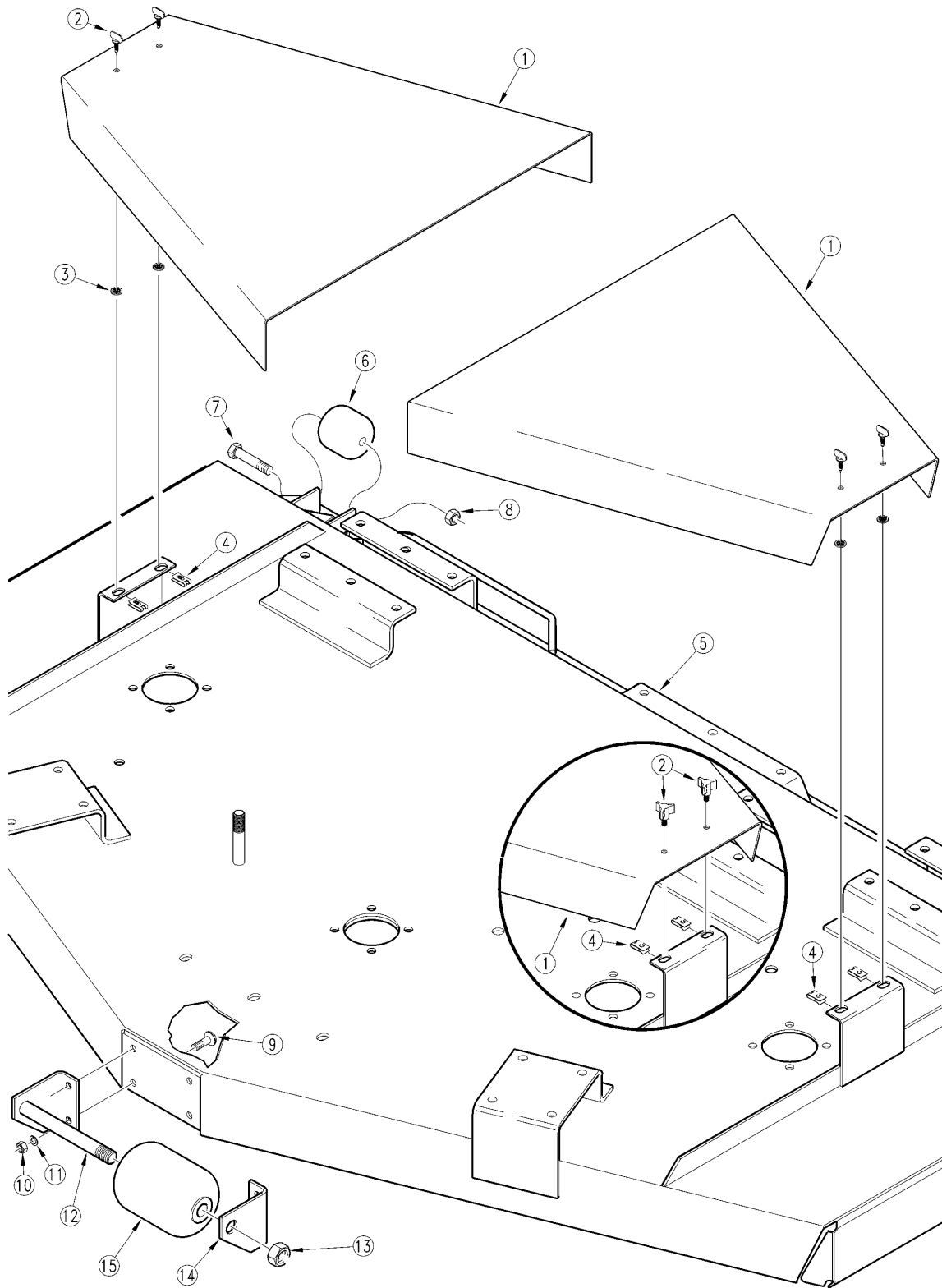
11739

Center Deck Channel**Applies to AFM40200 (S/N 146999-)**

Ref	Part No.	Part Description	Comments	Revision
	dwg11739	Drawing Image Number		
1.	826-121C	GBOX HVY 1:2.83SU 1 3/8-6 CW	(S/N 122087+)	Rev. 3 not compat. w/Rev. 2
1.	826-085C	GBOX 1:2.83SU 1 3/8-6 CW	(S/N 97799-) (S/N 99848) (S/N 100002 <--> 122086)	Rev. 2 not compat. w/Rev. 1
1.	826-081C	ITG GEARBOX 1:2.5SU 1 3/8-6	(S/N 97800 <--> 97847) (S/N 97849 <--> 100023)	Rev. 1
2.	817-050C	GEARBOX SHAFT PROTECTOR		
3.	802-246C	HHCS 5/8-18X1 3/4 GR5		
4.	310-331D	KEY 1/4" X 11/16" LONG		
5.	804-029C	WASHER FLAT 1 SAE PLT		
6.	808-335C	B-GROOVE PULLEY 11" CAST-IRON	(S/N 355464+)	Rev. 2
6.	808-126C	REP BY 808-335C	(S/N 355464-)	Rev 1; Use up stock
7.	804-022C	WASHER LOCK SPRING 5/8 PLT		
8.	803-022C	NUT HEX 5/8-18 PLT		
9.	315-062H	DECK PIVOT CHANNEL - CENTER		
10.	315-054H	CENTER DECK CYL MTG - REAR		
11.	315-235D	CENTER DECK HITCH BRACE		
12.	802-051C	HHCS 5/8-11X1 1/2 GR5		
13.	803-021C	NUT HEX 5/8-11 PLT		
14.	802-091C	HHCS 1/2-13X1 1/2 GR5		
15.	804-016C	WASHER FLAT 1/2 SAE PLT		
16.	804-015C	WASHER LOCK SPRING 1/2 PLT		
17.	803-020C	NUT HEX 1/2-13 PLT		
18.	11-007	ITG 1"-14 SLOTTED HEX NUT		
19.	805-017C	PIN COTTER 3/16 X 1 3/4 PLT		
20.	804-021C	WASHER FLAT 5/8 SAE PLT		
21.	818-055C	DECAL SLOW MOVING-GALV. BACKED		
22.	804-006C	WASHER LOCK SPRING 1/4 PLT		
23.	803-005C	NUT SQ 1/4-20 PLT		
24.	801-018C	SCREW RD HD 1/4-20 X 5/8		
25.	890-153C	SMV MOUNTING BLADE		
26.	804-009C	WASHER LOCK SPRING 5/16 PLT		
27.	803-008C	NUT HEX 5/16-18 PLT		
28.	802-092C	RHSNB 5/16-18X3/4 GR5		
29.	315-037V	SMV PACKAGE	Includes one each of items 21; 24; 25 and two each of items 22 & 23.	
30.	315-118H	CEN GBOX GRD MT - AFM40200	(S/N 100497+)	
31.	315-358D	CEN GBOX COVER AFM40200	(S/N 100497+)	
32.	805-010C	PIN HAIR COTTER .094	(S/N 100497+)	
33.	805-069C	PIN COTTER 3/16 X 1	(S/N 100497+)	
34.	802-314C	HHCS M8X1.25X20 GR8.8	(S/N 100497+)	
35.	804-009C	WASHER LOCK SPRING 5/16 PLT	(S/N 100497+)	
36.	310-041D	GEAR BOX SPACER	(S/N 122087+)	

Deck

Applies to AFM40200 (S/N 146999-)



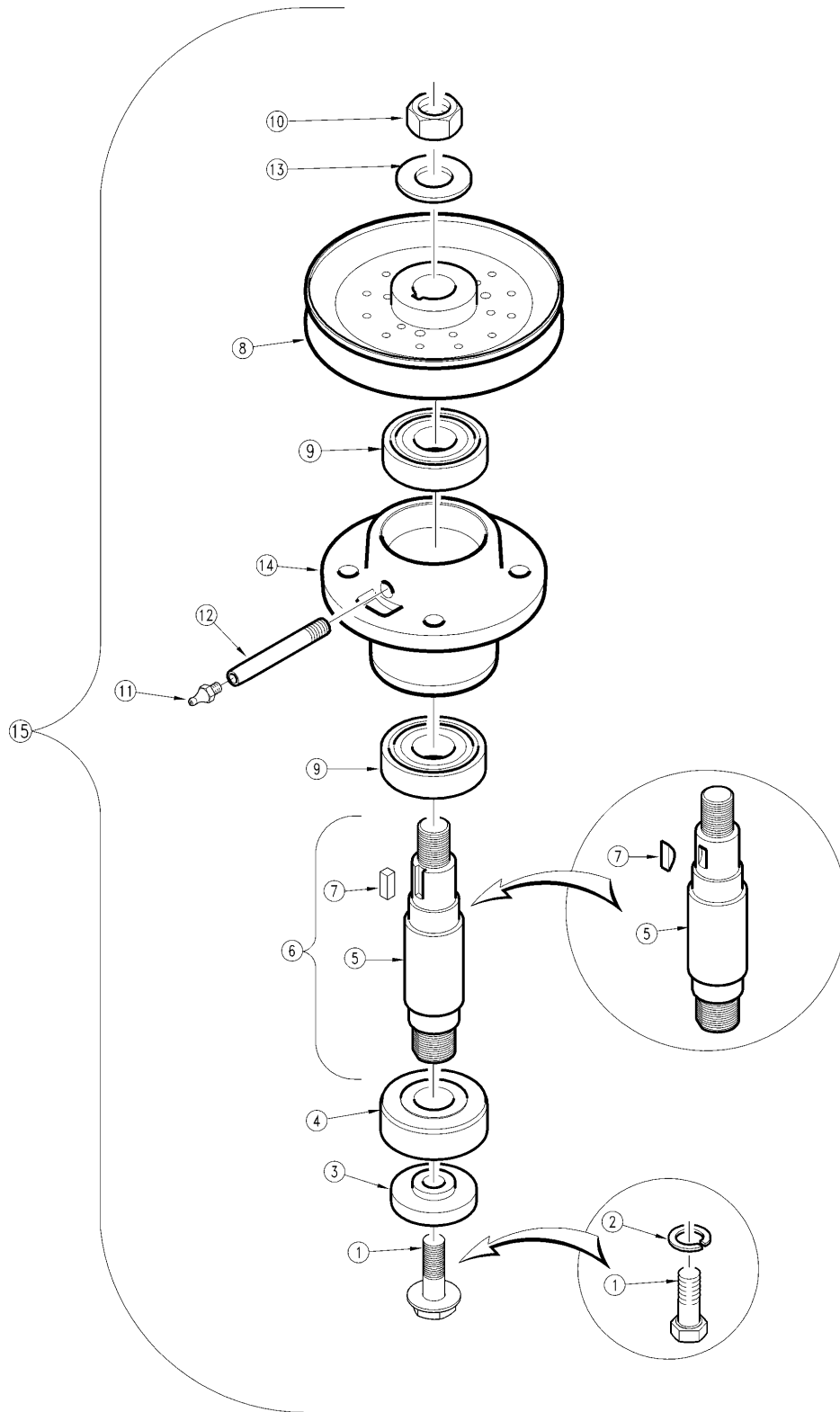
11762

Deck**Applies to AFM40200 (S/N 146999-)**

Ref	Part No.	Part Description	Comments	Revision
	dwg11762	Drawing Image Number		
1.	315-233D	DECK BELT GUARD		
2.	817-192C	KNOB 3 PRONG 1/4-20 X 1/2 LG	(S/N 143133+)	Rev. 2 not compat. w/Rev. 1
2.	800-114C	WING HEAD SCREW W/WEAR WASHER	(S/N 143132-)	Rev. 1
3.	800-116C	NYLON PUSH-ON RETAINER	(S/N 143132-)	
4.	800-163C	CLIP U-TYPE NUT 1/4-20 SLF-RET	(S/N 143133+)	Rev. 2 not compat. w/Rev. 1
4.	800-115C	CLIP, U-TYPE NUT	(S/N 143132-)	Rev. 1
5.	315-100H	72 DECK WELDMENT (16' 3 SEC)		
6.	817-195C	ROLLER ANTI-SCALP 2 OD		Rev. 2
6.	315-234D	RPBY 817-195C		Rev 1; Use up stock
7.	802-041C	HHCS 1/2-13X3 1/2 GR5		
8.	803-019C	NUT LOCK 1/2-13 PLT		
9.	802-017C	HHCS 3/8-16X1 GR5		
10.	803-014C	NUT HEX 3/8-16 PLT		
11.	804-013C	WASHER LOCK SPRING 3/8 PLT		
12.	310-127H	LH ROLLER MTG BRKT 1560		
13.	803-114C	NUT LOCK 3/4-16 NYLOC COLLAR		
14.	310-297D	ROLLER MTG-RH		
15.	817-082C	4 X 5 1/2 FRONT ROLLER		

Right Hand and Left Hand Deck Blade Hub

Applies to AFM40200 (S/N 146999-)



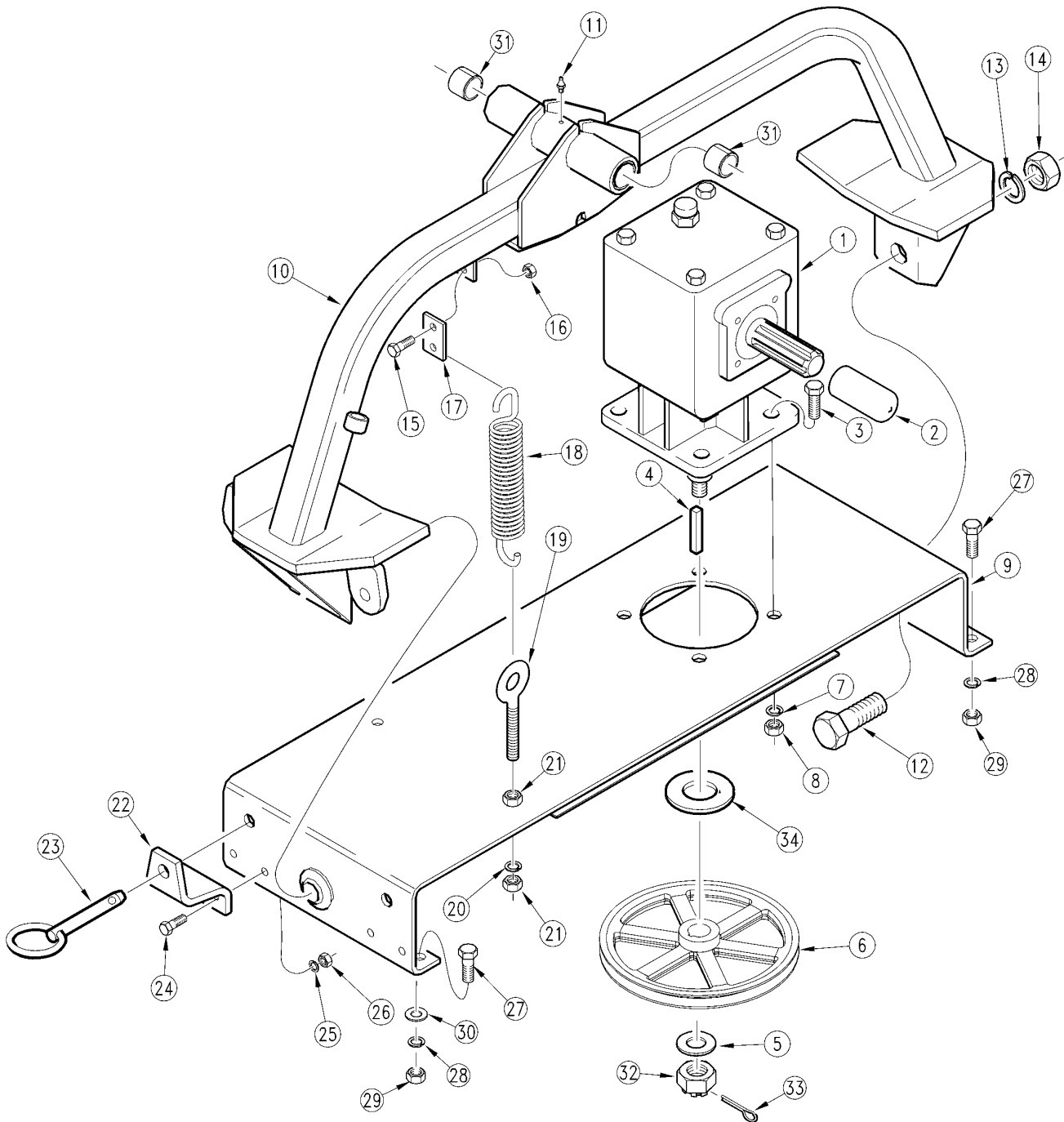
12041

Right Hand and Left Hand Deck Blade Hub**Applies to AFM40200 (S/N 146999-)**

Ref	Part No.	Part Description	Comments	Revision
	dwg12041	Drawing Image Number		
1.	802-384C	HFS 1/2-20X1 1/4 GR5	(S/N 90040+)	Rev. 2
1.	802-695C	HFS 1/2-20X2 GR8	For counter bored shaft	
1.	802-326C	HHCS 1/2-20X1 1/4 GR5	(S/N 90039-) Used with 804-015C.	Rev 1; Use up stock
2.	804-015C	WASHER LOCK SPRING 1/2 PLT	(S/N 90039-) Replaced by 802-384C.	Rev 1; Use up stock
3.	804-110C	WASHER BLADE 2ODX.56THKX.51ID		Rev. 2
3.	310-043D	RPBY 804-110C		Rev 1; Use up stock
4.	310-300D	BLADE HUB		
5.	310-361D	REP BY 310-348S	(S/N 107301+)	Rev. 2 not compat. w/Rev. 1
5.	310-299D	RPBY 310-179A	(S/N 107300-)	Rev. 1
6.	310-179A	BLADE SPINDLE W/KEY 1/4SQ X7/8	(S/N 107301+)	
7.	172-242D	1/4 SQ. KEY X 7/8 LG	(S/N 107301+)	Rev. 2 not compat. w/Rev. 1
7.	890-163C	KEY WOODRUFF 1/4 X 3/4 #806	(S/N 107300-)	Rev. 1
8.	808-127C	B-GROOVE DRIVE PULLEY 6 O.D		
9.	822-006C	BEARING 206		
10.	803-114C	NUT LOCK 3/4-16 NYLOC COLLAR		
11.	800-075C	ZERK 5/16-24 STRAIGHT #1711B		
12.	310-312D	LUBE FITTING 3" EXTENSION		
13.	804-025C	WASHER FLAT 3/4 SAE PLT	(S/N 144067+)	
14.	310-224D	BLADE HUB- MACH.-90		
15.	310-161S	CW SPDLE HUB ASSY 6"PULL 3"TB		

Right Hand and Left Hand Deck Channel

Applies to AFM40200 (S/N 146999-)



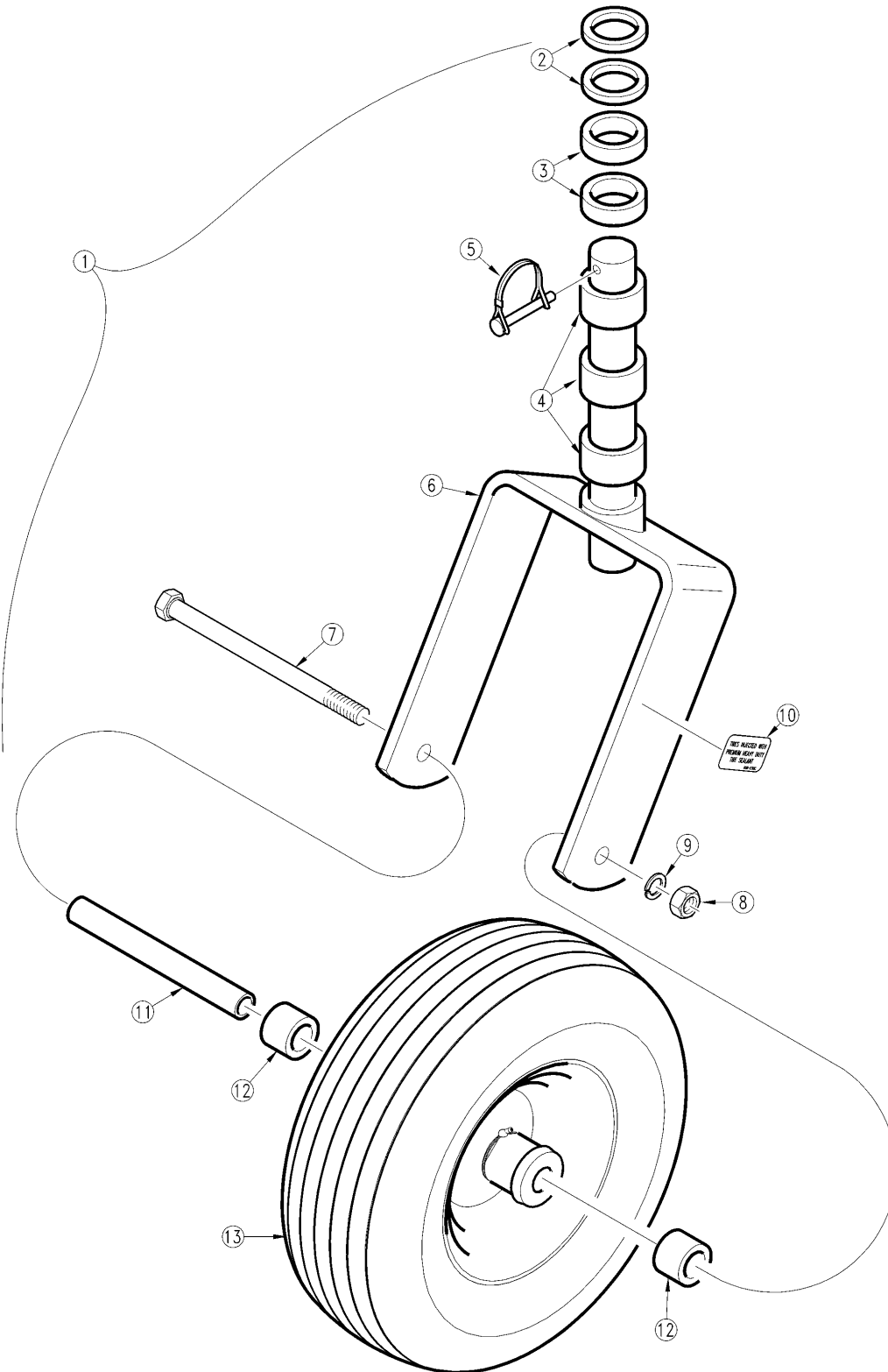
NOTE: Mount Items 1, 19, 22 & mounting hardware on opposite side for left hand channel assembly.

Right Hand and Left Hand Deck Channel**Applies to AFM40200 (S/N 146999-)**

Ref	Part No.	Part Description	Comments	Revision
	dwg11740	Drawing Image Number		
1.	826-121C	GBOX HVY 1:2.83SU 1 3/8-6 CW	(S/N 122087+)	Rev. 3 not compat. w/Rev. 2
1.	826-085C	GBOX 1:2.83SU 1 3/8-6 CW	(S/N 97799-) (S/N 99848) (S/N 100002 <--> 122086)	Rev. 2 not compat. w/Rev. 1
1.	826-081C	ITG GEARBOX 1:2.5SU 1 3/8-6	(S/N 97800 <--> 97847) (S/N 97849 <--> 100023)	Rev. 1
2.	817-050C	GEARBOX SHAFT PROTECTOR		
3.	802-246C	HHCS 5/8-18X1 3/4 GR5		
4.	310-331D	KEY 1/4" X 11/16" LONG		
5.	804-029C	WASHER FLAT 1 SAE PLT		
6.	808-335C	B-GROOVE PULLEY 11" CAST-IRON	(S/N 355464+)	Rev. 2
6.	808-126C	REP BY 808-335C	(S/N 355464-)	Rev 1; Use up stock
7.	804-022C	WASHER LOCK SPRING 5/8 PLT		
8.	803-022C	NUT HEX 5/8-18 PLT		
9.	315-101H	DECK PIVOT CHANNEL WING DECK		
10.	315-051H	WING DECK PIVOT ARM - BENT		
11.	800-001C	GREASE ZERK STRAIGHT 1/4-28		
12.	802-345C	HHCS 1-8X3 GR8		
13.	804-027C	WASHER LOCK SPRING 1 PLT	(S/N 137374-)	
14.	803-038C	NUT HEX 1-8 NYLON INSERT PLT	(S/N 137375+) Replaces 803-031C & 804-027C.	Rev. 2
14.	803-031C	NUT HEX 1-8 PLT	(S/N 137374-)	Rev 1; Use up stock
15.	802-017C	HHCS 3/8-16X1 GR5		
16.	803-013C	NUT LOCK 3/8-16 PLT		
17.	315-177D	SPRING TAB - 2 HOLE		
18.	807-050C	SPRING EXT 1 13/32 X 6 EXT	(S/N 137375+)	Rev. 2
18.	807-068C	SPRING EXT BELT HANDLE	(S/N 137374-)	Rev 1; Use up stock
19.	802-408C	SP EYE 1/2-13X3 FTHD		
20.	804-015C	WASHER LOCK SPRING 1/2 PLT		
21.	803-018C	NUT HEX 1/2-20 PLT		
22.	308-049D	GW LINK MOUNT BRACKET		
23.	805-175C	PIN DETENT 5/8 X 3 3/4 USE-LG		
24.	802-079C	HHCS 3/8-16X1 1/4 GR5		
25.	804-013C	WASHER LOCK SPRING 3/8 PLT		
26.	803-014C	NUT HEX 3/8-16 PLT		
27.	802-091C	HHCS 1/2-13X1 1/2 GR5		
28.	804-015C	WASHER LOCK SPRING 1/2 PLT		
29.	803-020C	NUT HEX 1/2-13 PLT		
30.	804-013C	WASHER LOCK SPRING 3/8 PLT		
31.	890-122C	BUSHING 1 1/2 X 1 1/4 X 1 1/2		
32.	11-007	ITG 1"-14 SLOTTED HEX NUT		
33.	805-017C	PIN COTTER 3/16 X 1 3/4 PLT		
34.	310-041D	GEAR BOX SPACER	(S/N 122087+)	

Castered Gauge Wheel

Applies to AFM40200 (S/N 146999-)



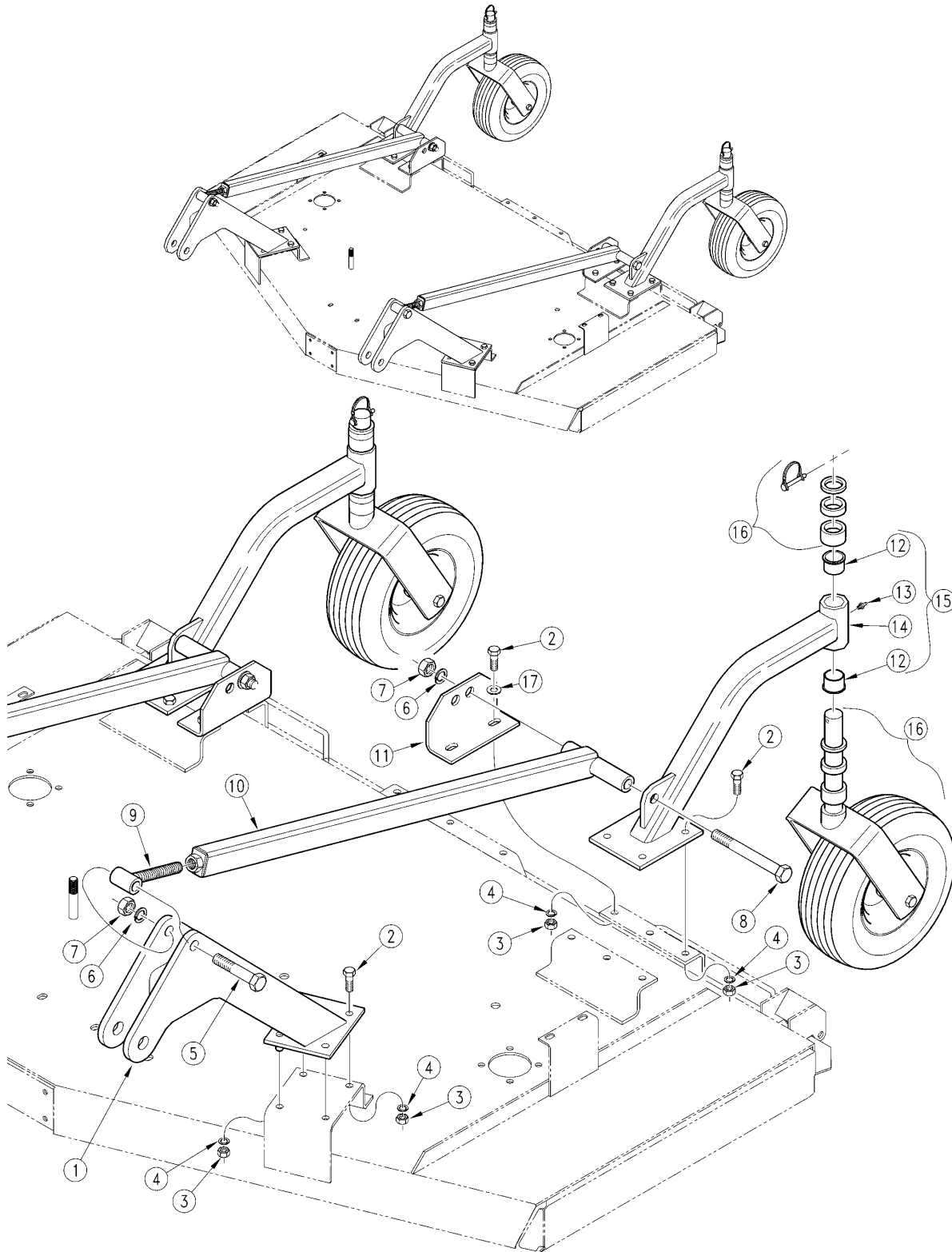
11741

Castered Gauge Wheel**Applies to AFM40200 (S/N 146999-)**

Ref	Part No.	Part Description	Comments	Revision
	dwg11741	Drawing Image Number		
1.	310-100S	90" G W YOKE SUB ASSY		
2.	310-359D	GW SPACER 1/4"		
3.	310-252D	G.W. SPACER 1/2"		
4.	310-251D	G.W. SPACER 1"		
5.	805-065C	PIN WIRE RETAINING 1/4 X 1 3/4		
6.	310-090H	90 GAUGE WHEEL YOKE		
7.	802-305C	HHCS 1/2-20X8 GR5		
8.	803-018C	NUT HEX 1/2-20 PLT		
9.	804-015C	WASHER LOCK SPRING 1/2 PLT		
10.	818-238C	DECAL TIRES INJECTED W/SEALANT		
11.	310-249D	RPBY 827-056C		
12.	310-250D	SPACER TUBE-SH. G.W.		
13.	814-070C	TIRE 13X5.00-6 AIR TIRE		
13.	814-193C	TIRE 13X5.00-6 (LITE FOAM) RIB	Optional foam filled tire	

Center Deck Gauge Wheel

Applies to AFM40200 (S/N 146999-)



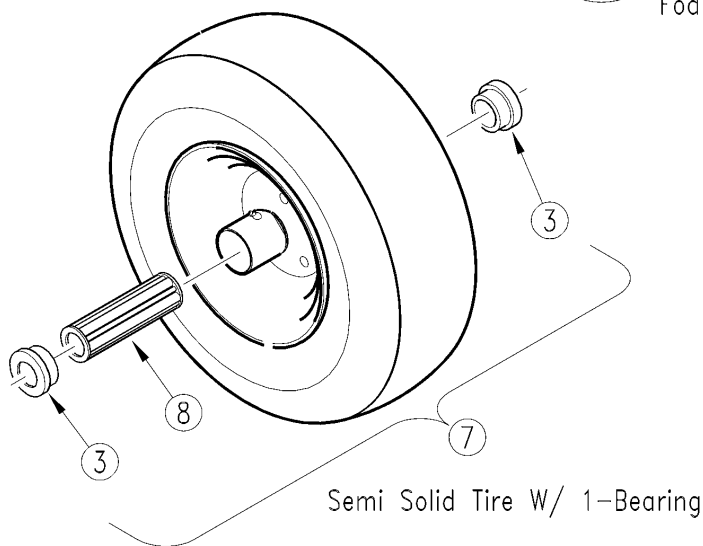
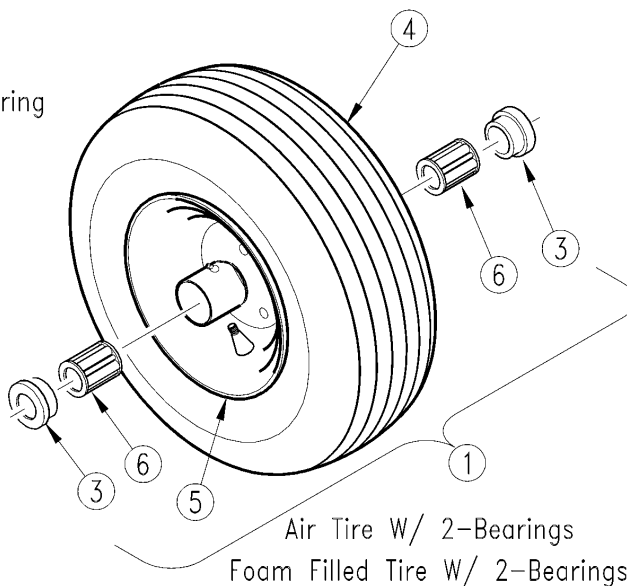
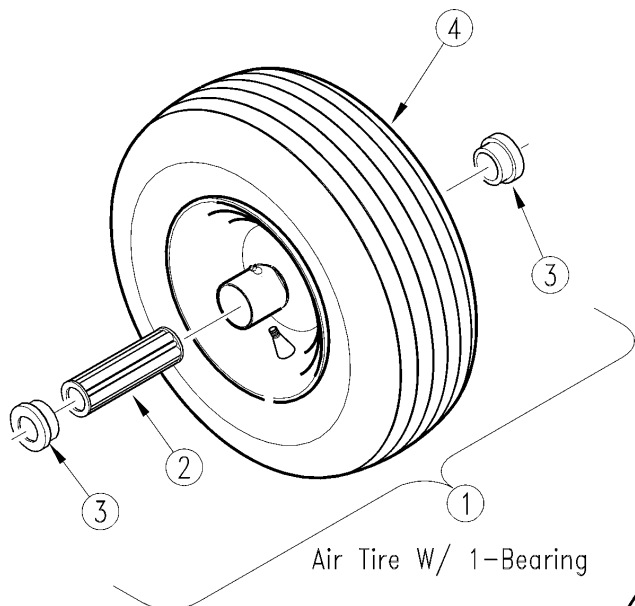
11746

Center Deck Gauge Wheel**Applies to AFM40200 (S/N 146999-)**

Ref	Part No.	Part Description	Comments	Revision
	dwg11746	Drawing Image Number		
1.	315-058H	L.H. CENTER CONNECT LINK		
1.	315-057H	R.H. CENTER CONNECT LINK		
2.	802-034C	HHCS 1/2-13X1 1/4 GR5		
3.	803-020C	NUT HEX 1/2-13 PLT		
4.	804-015C	WASHER LOCK SPRING 1/2 PLT		
5.	802-068C	HHCS 3/4-10X4 GR5		
6.	804-023C	WASHER LOCK SPRING 3/4 PLT		
7.	803-027C	NUT HEX 3/4-10 PLT		
8.	802-280C	HHCS 3/4-10X7 1/2 GR5		
9.	315-096H	TIE BAR ADJUSTMENT BOLT		
10.	315-085H	CEN DECK TIE-BAR WELDMENT		
11.	315-243D	TIE-BAR MOUNT LUG		
12.	890-202C	GAUGE WHEEL SFT PIVOT BUSHING		
13.	800-001C	GREASE ZERK STRAIGHT 1/4-28		
14.	315-102H	REAR GW ARM CENTER DECK		
15.	315-074S	AFM GAUGE WHEEL ARM SUB	Includes on each of items 13 & 14 and two each of item 12.	
16.	310-100S	90" G W YOKE SUB ASSY		
17.	804-016C	WASHER FLAT 1/2 SAE PLT		

Gauge Wheels 814-070C and 814-114C) (S/N 231294-)

Applies to AFM40200 (S/N 146999-)



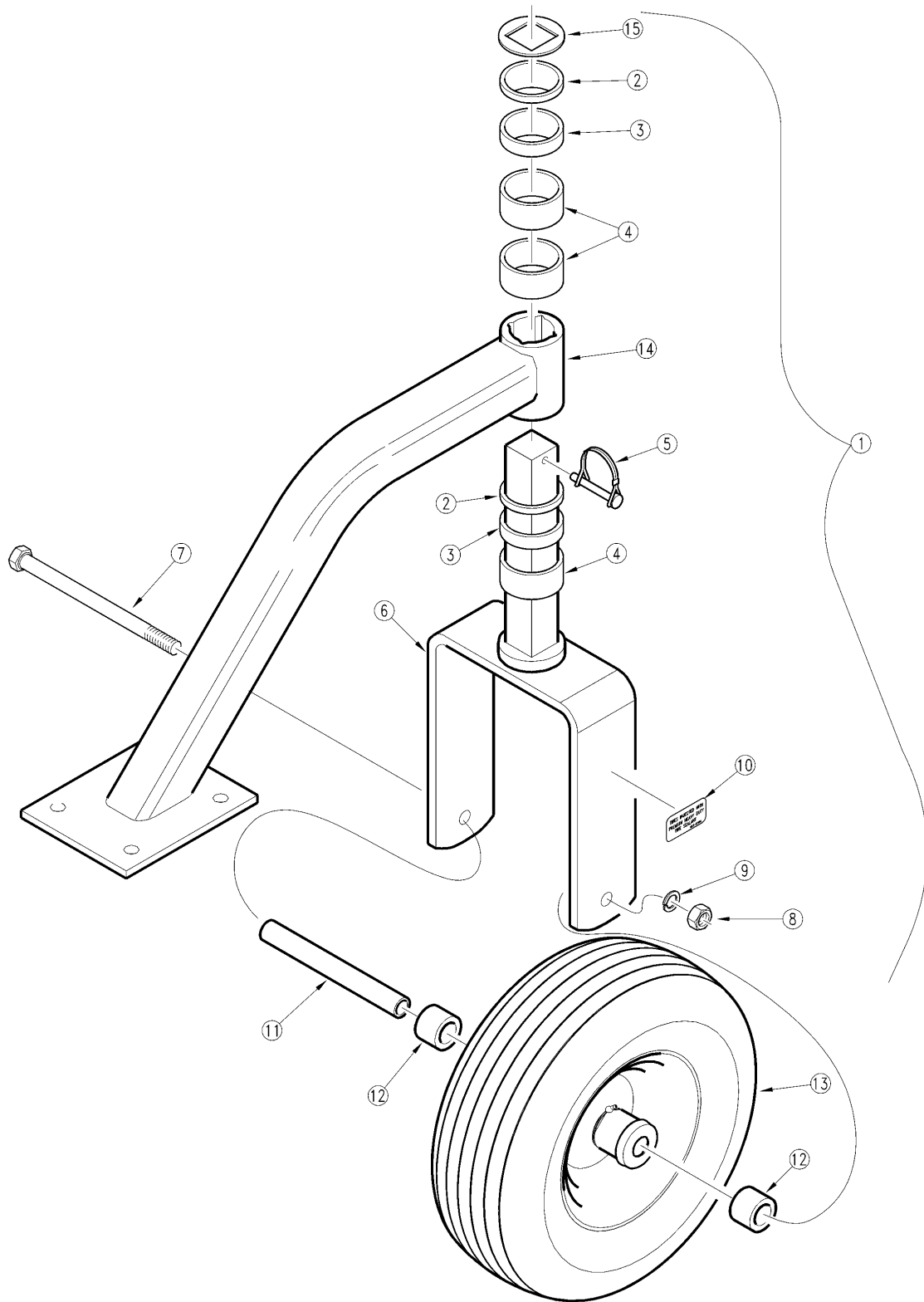
13630

Gauge Wheels 814-070C and 814-114C) (S/N 231294-)**Applies to AFM40200 (S/N 146999-)**

Ref	Part No.	Part Description	Comments	Revision
	dwg13630	Drawing Image Number		
1.	814-114C	TIRE 13X5.00-6 AIR TIRE W/HOLES	Standard air tire w/rim holes	Rev. 2
1.	814-070C	RPBY 814-114C	Obsolete air tire w/o rim holes	Rev. 1
2.	53-180	TILDEN BRG 1.38 OD X3.7LG.75ID	For wheels w/ 1-bearing	Rev. 2
2.	95360NA	RPBY 53-180		Rev. 1
3.	53-164	TILDEN RTNR 3/4IDX1 3/8ODX1/4L		Rev.2
3.	BF-1506	RPBY 53-164		Rev. 1
4.	5180211	CL TIRE 13X500-6 4PLY RIB	Standard air tire	Rev. 2
4.	506-4R-I	RPBY 5180211		Rev. 1
5.	50069S6LPY34RB	RIM W/DRAIN HOLES & BRGS -114C	For rims w/ 2-bearings	
6.	53-189	TILDEN BRG 3/4ID1.34ODX15/16L	For wheels w/ 2-bearings	Rev. 2
6.	95316	RPBY 53-189		Rev. 1
7.	814-272C	TIRE 13X5.0-6SEMI-SOLID SMOOTH	Optional solid tire w/rim holes	Rev. 2
7.	814-193C	RPBY 814-272C	Obsolete foam fill tire	Rev. 1
8.	15500000037	Roller Bearing .75 ID X 1.375 O		

Non-Castered Gauge Wheel

Applies to AFM40200 (S/N 146999-)



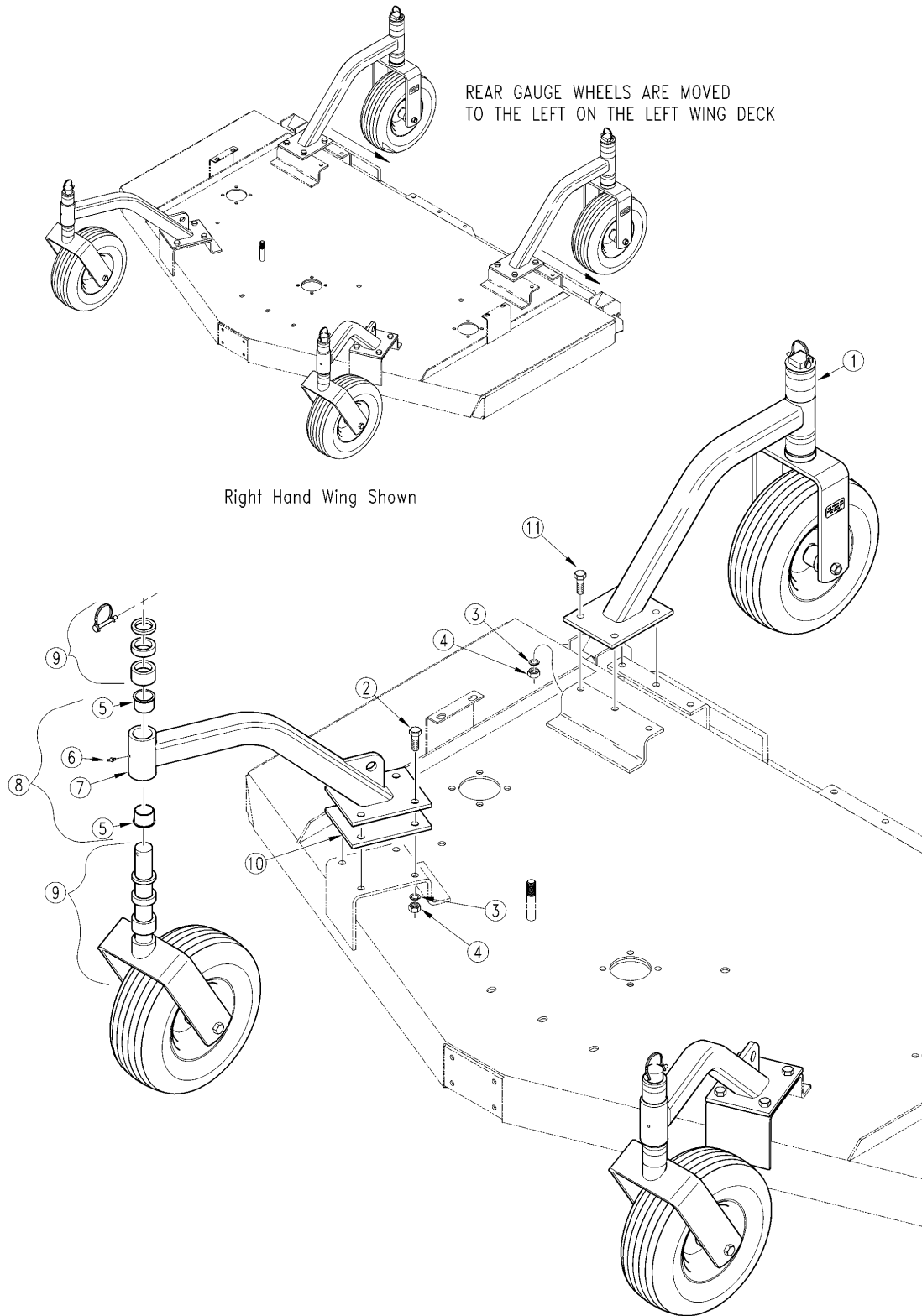
11742

Non-Castered Gauge Wheel**Applies to AFM40200 (S/N 146999-)**

Ref	Part No.	Part Description	Comments	Revision
	dwg11742	Drawing Image Number		
1.	315-095S	AFM REAR GW NON-CASTERED		
2.	315-247D	1 1/4 SQ BAR SPACER 1/4" LG		
3.	315-246D	1 1/4 SQ BAR SPACER 1/2" LG		
4.	315-245D	1 1/4 SQ BAR SPACER 1" LG		
5.	805-065C	PIN WIRE RETAINING 1/4 X 1 3/4		
6.	315-098H	NON-CASTER GW YOKE WELD		
7.	802-305C	HHCS 1/2-20X8 GR5		
8.	803-018C	NUT HEX 1/2-20 PLT		
9.	804-015C	WASHER LOCK SPRING 1/2 PLT		
10.	818-238C	DECAL TIRES INJECTED W/SEALANT		
11.	310-249D	RPBY 827-056C		
12.	310-250D	SPACER TUBE-SH. G.W.		
13.	814-114C	TIRE 13X5.00-6 AIR TIREW/HOLES	Wing rear gauge wheels only.	
13.	814-070C	TIRE 13X5.00-6 AIR TIRE	Center gauge wheels only.	
13.	814-193C	TIRE 13X5.00-6 (LITE FOAM) RIB	Optional foam filled tire	
14.	315-097H	WING REAR GW MOUNT		
15.	315-248D	1 1/4 SQ BAR TOP CAP		

Right Hand and Left Hand Deck Gauge Wheel

Applies to AFM40200 (S/N 146999-)



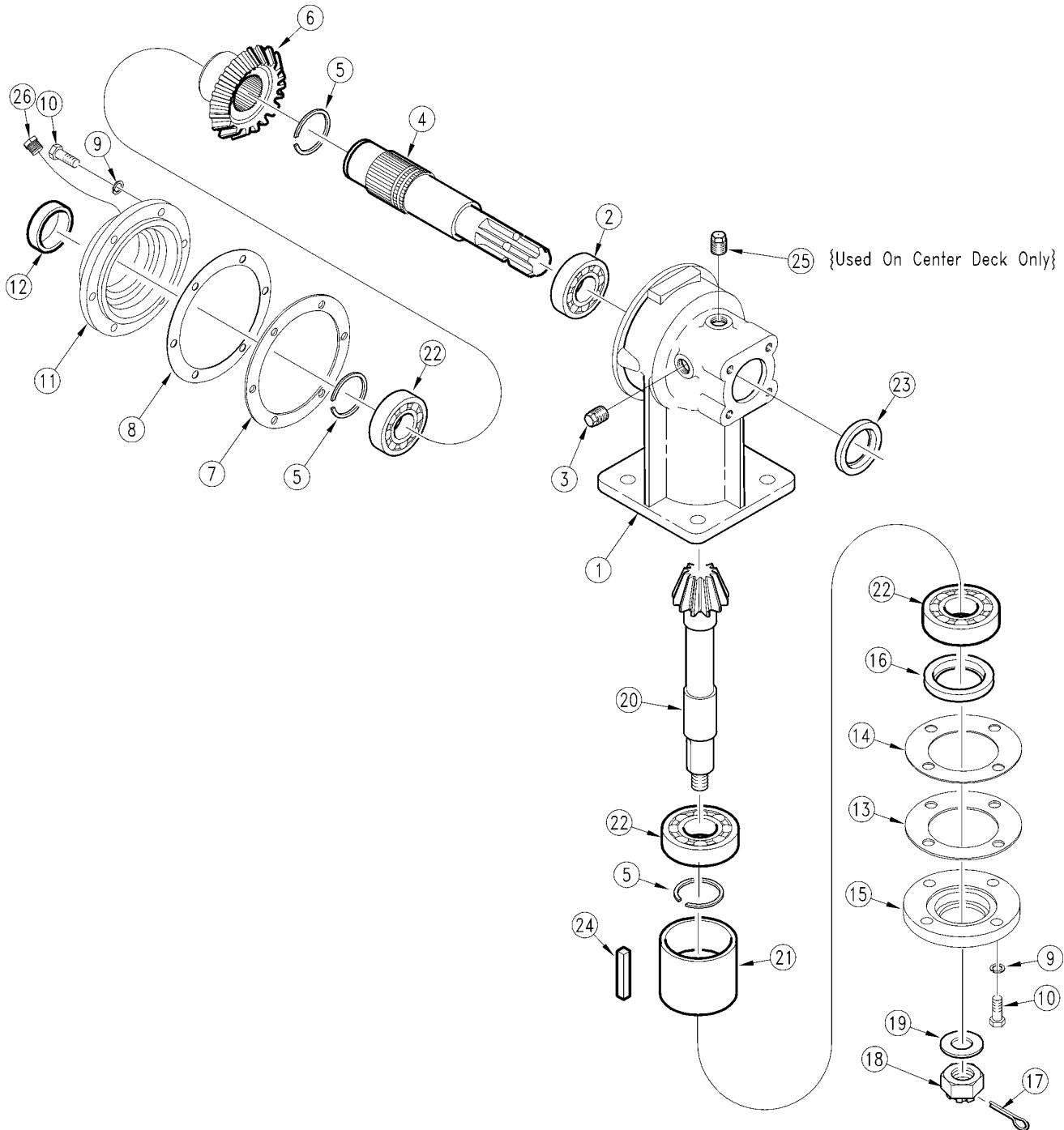
11765

Right Hand and Left Hand Deck Gauge Wheel**Applies to AFM40200 (S/N 146999-)**

Ref	Part No.	Part Description	Comments	Revision
	dwg11765	Drawing Image Number		
1.	315-095S	AFM REAR GW NON-CASTERED		
2.	802-034C	HHCS 1/2-13X1 1/4 GR5		
3.	804-015C	WASHER LOCK SPRING 1/2 PLT		
4.	803-020C	NUT HEX 1/2-13 PLT		
5.	890-202C	GAUGE WHEEL SFT PIVOT BUSHING		
6.	800-001C	GREASE ZERK STRAIGHT 1/4-28		
7.	315-102H	REAR GW ARM CENTER DECK		
8.	315-074S	AFM GAUGE WHEEL ARM SUB	Includes one each of items 6 & 7 and two each of item 5.	
9.	310-100S	90" G W YOKE SUB ASSY		
10.	315-192D	GAUGE WHEEL ARM SHIM PLATE	Field update only S/N 122087-.	
11.	802-091C	HHCS 1/2-13X1 1/2 GR5		

Gearbox (826-081C) (826-085C) ITG

Applies to AFM40200 (S/N 146999-)



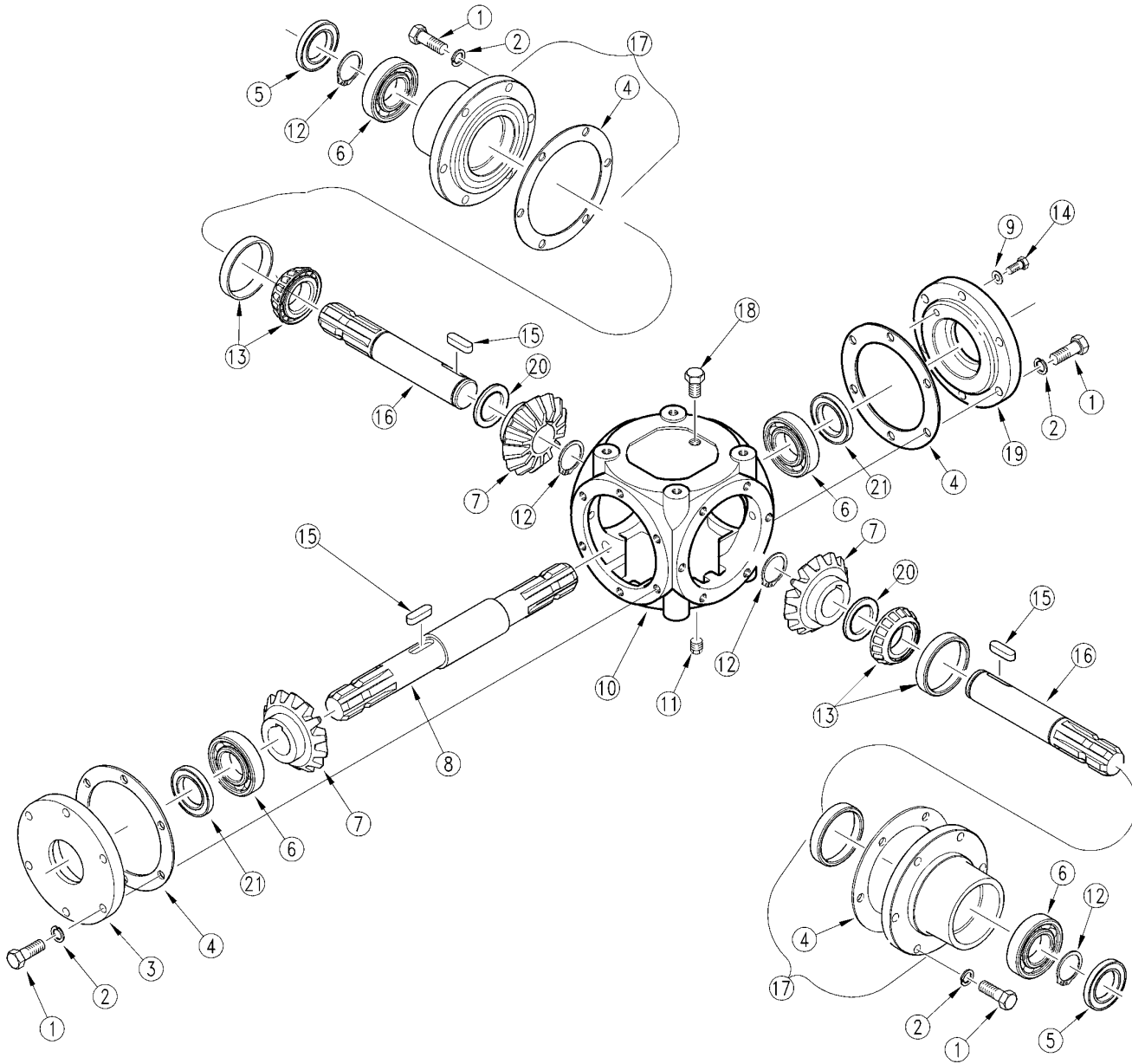
10891

Gearbox (826-081C) (826-085C) ITG**Applies to AFM40200 (S/N 146999-)**

Ref	Part No.	Part Description	Comments	Revision
	dwg10891	Drawing Image Number		
	826-081C	RPBY 826-203C & 826-325C		
	826-085C	RPBY 826-204C 826-206C & 826-326C		
1.	18-021	ITG GEARBOX HOUSING		
2.	822-166C	BEARING BALL 6207		Rev. 2
2.	04-004	RPBY 822-166C		Rev 1; Use up stock
3.	09-002	REP BY 140000		
4.	02-035	ITG INPUT SHAFT		
5.	21-012	ITG RETAINING RING		
6.	03-036	ITG 30 TOOTH INPUT GEAR	(S/N 97800 <--> 97847) (S/N 97849 <--> 100023) (826-081C)	Rev. 2 not compat. w/Rev. 1
6.	03-043	ITG 34 TOOTH INPUT GEAR	(S/N 97799-) (S/N 99848) (S/N 100024 <--> 122086) (826-085C)	Rev. 1
7.	08-004A	ITG INPUT CAP GASKET 0.25		
8.	08-004B	ITG INPUT CAP GASKET 0.10		
9.	07-001	RPBY 804-158C		
10.	06-012	ITG M10 X 1.5 X 25 CAP SCREW		
11.	20-007	ITG INPUT CAP		
12.	09-009	ITG CAP PLUG		
13.	08-005A	ITG OUTPUT CAP GASKET 0.25		
14.	08-005B	ITG OUTPUT CAP GASKET 0.10		
15.	20-003	ITG OUTPUT CAP		
16.	05-005	ITG OUTPUT OIL SEAL		
17.	805-017C	PIN COTTER 3/16 X 1 3/4 PLT		
18.	11-007	ITG 1"-14 SLOTTED HEX NUT		
19.	07-005	ITG BLADE HUB WASHER		
20.	03-037	ITG 12 TOOTH OUTPUT PIN & SHFT	(S/N 97800 <--> 97847) (S/N 97849 <--> 100023) (826-081C)	Rev. 2 not compat. w/Rev. 1
20.	03-042	ITG 12 TOOTH OUTPUT PIN & SHFT	(S/N 97799-) (S/N 99848) (S/N 100024 <--> 122086) (826-085C)	Rev. 1
21.	10-002	ITG BEARING SPACER		
22.	04-003	REP BY 822-188C		
23.	05-002	ITG INPUT OIL SEAL		
24.	310-331D	KEY 1/4" X 11/16" LONG		
25.	09-008	REP BY 8.6.7.00269		
26.	811-045C	PL 1/2MNPT SQ HD	(S/N 100024 <--> 122086)	

Gearbox 4-Way Splitter (826-097C)

Applies to AFM40200 (S/N 146999-)



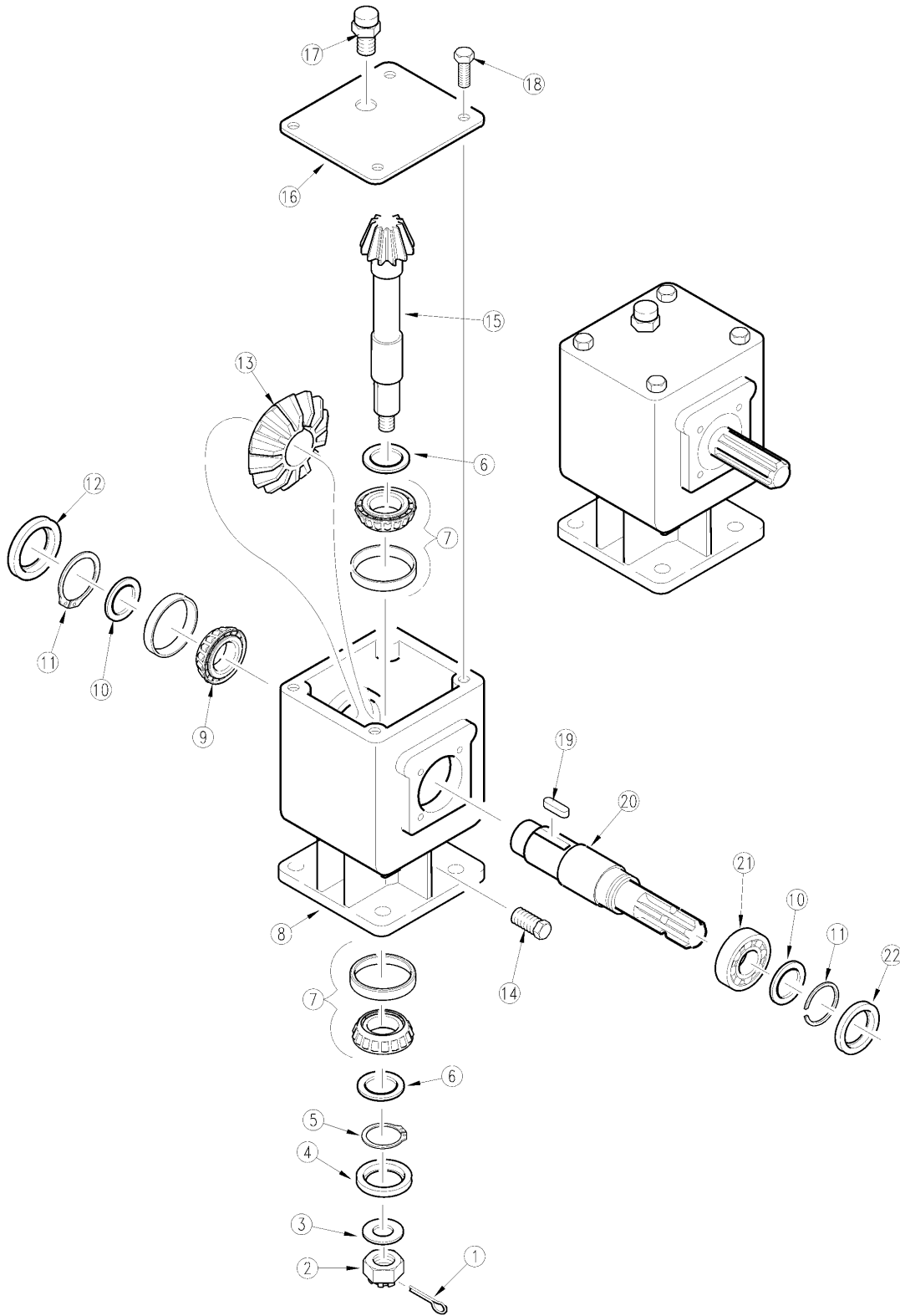
11787

Gearbox 4-Way Splitter (826-097C)**Applies to AFM40200 (S/N 146999-)**

Ref	Part No.	Part Description	Comments	Revision
	dwg11787	Drawing Image Number		
	826-097C	RPBY 315-447A		
1.	8.1.1.00073	CO BOLT M10 X 30 8.8		
2.	8.3.6.00020	CO SPRING WASEHR 10.2DIN798		
3.	0.257.1743.00	CO COVER		
4.	0.242.7200.00	CO GASKET		
5.	8.7.3.00055	CO OIL SEAL 35 X 72 X 10		
6.	822-166C	BEARING BALL 6207		Rev. 2
6.	8.0.1.00870	RPBY 822-166C		Rev 1; Use up stock
7.	0.241.5001.00	CO GEAR Z14 M6.5		
8.	0.267.4212.00	CO SHAFT		
9.	8.3.3.00384	CO WASHER M8		
10.	0.257.0505.00	CO CASTING		
11.	0.107.7100.01	CO OIL FILTER PLUG		
12.	8.5.1.00005	CO SNAP RING EXT 35 UN17435		
13.	8.0.9.00026	REP BY 822-167C		
14.	8.1.1.00045	CO BOLT M8 X 10 8.8		
15.	8.4.1.00021	CO PARALLEL KEY A 10 X 8 X 35		
16.	0.242.2101.00	CO OUTPUT SHAFT		
17.	0.256.1314.00	CO EXTENSION		
18.	8.6.5.00006	CO OIL PLUG 3/8		
19.	0.257.1742.00	CO COVER		
20.	A.259.500	CO ADJUSTMENT SPACER, 35.3 X48		Rev. 2
20.	0.259.7500.00	RPBY A.259.500		Rev 1; Use up stock
21.	8.7.3.00071	CO OIL SEAL 35 X 56 X 8		

Gearbox All Decks (826-121C) Comer

Applies to AFM40200 (S/N 146999-)



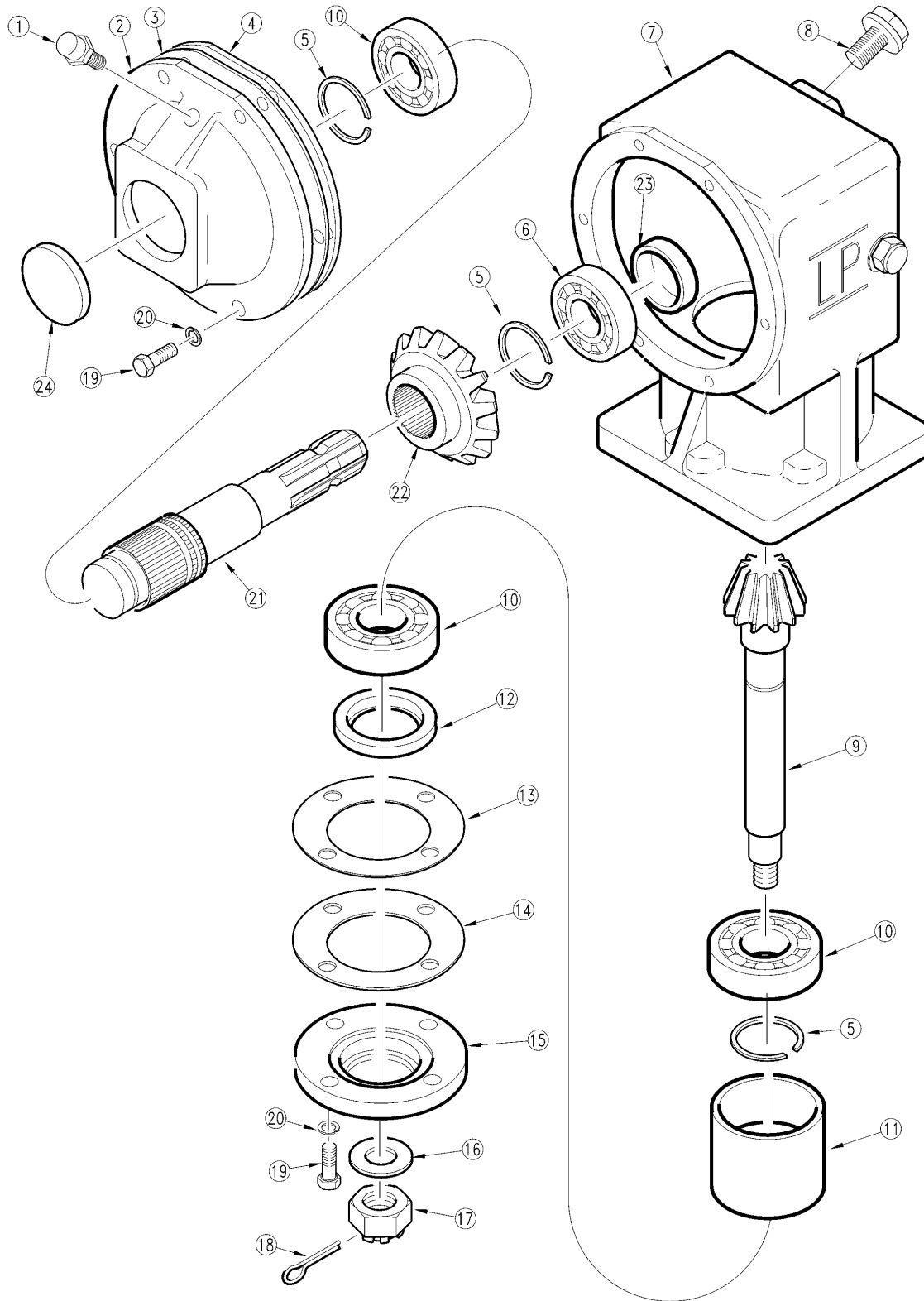
12760

Gearbox All Decks (826-121C) Comer**Applies to AFM40200 (S/N 146999-)**

Ref	Part No.	Part Description	Comments	Revision
	dwg12760	Drawing Image Number		
	826-296C	REP BY 826-326C		
	826-206C	REP BY 826-296C		
	826-121C	RPBY 826-206C		
1.	8.4.7.00516	CO COTTER PIN M5 X 50		
2.	8.2.2.01144	NUT M 24 X 2		
3.	8.3.2.00409	FLAT WASHER 24 X 44 X 4		
4.	8.7.3.00027	CO OIL SEAL 40 X 80 X 10		
5.	8.5.1.00680	CO SNAP RING 40 UNI 7436		
6.	A244.501	CO SHIM 40.3 X 51.5 826-067C		
6.	0.244.7500.00	RPBY A244.501		
7.	8.0.9.00024	CO BEARING 30208		
8.	0.151.0300.00	CO GEARBOX HOUSING LF-151A		
9.	8.0.9.00026	REP BY 822-167C		
10.	A.248.500	COMER SHIM KIT 71.7		Rev. 2
10.	0.248.7500.00	RPBY A.248.500		Rev 1; Use up stock
11.	8.5.2.00131	CO SNAP RING INT 72 UN17437		
12.	8.7.0.00744	CO CAP 72 X 10		
13.	0.151.5201.00	CO GEAR Z34 M4.55		
14.	8.6.5.00006	CO OIL PLUG 3/8		
15.	0.151.6208.00	CO PINION Z34 M4.55		
16.	0.140.1300.00	CO GEARBOX TOP COVER		
17.	0.286.7100.00	REP BY 8.6.7.00269		
18.	8.1.1.00343	CO BOLT M8 X 14 8.8		
19.	8.4.1.01141	CO PAR. KEY M 12 X 8 X 30		
20.	0.151.2001.00	CO GB SHAFT 1 3/8 LF-151A		
21.	822-166C	BEARING BALL 6207		Rev. 2
21.	8.0.1.00870	RPBY 822-166C		Rev 1; Use up stock
22.	8.7.3.00055	CO OIL SEAL 35 X 72 X 10		

Gearbox All Decks (826-121C) ITG

Applies to AFM40200 (S/N 146999-)



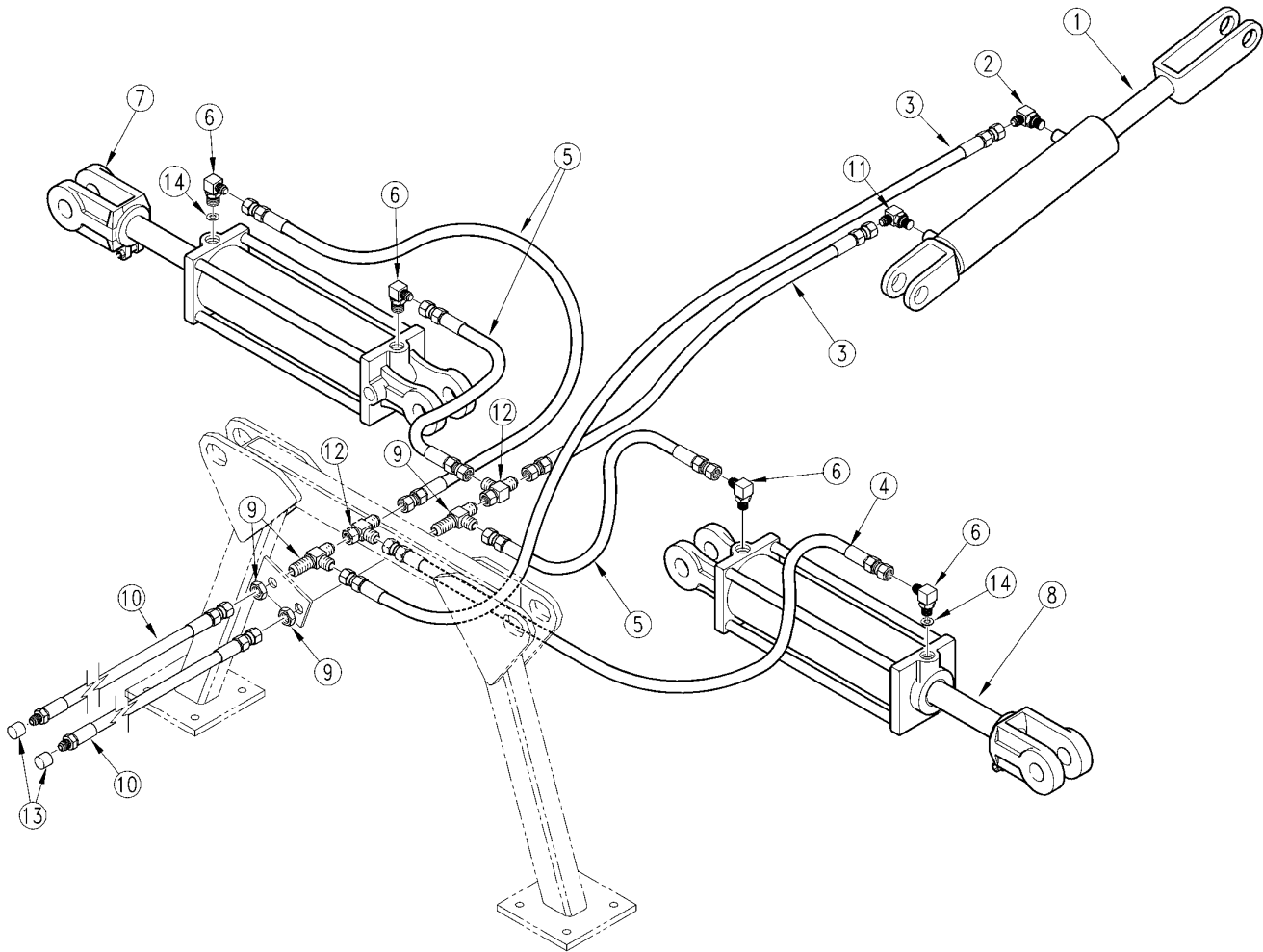
13815

Gearbox All Decks (826-121C) ITG**Applies to AFM40200 (S/N 146999-)**

Ref	Part No.	Part Description	Comments	Revision
	dwg13815	Drawing Image Number		
	826-296C	REP BY 826-326C		
	826-206C	REP BY 826-296C		
	826-121C	RPBY 826-206C		
1.	09-011	ITG M18 PIPE PLUG VENTED		
2.	20-031	ITG INPUT HUB CAP		
3.	08-030	ITG GASKET (0.30)		
4.	08-031	ITG GASKET (0.13)		
5.	21-012	ITG RETAINING RING		
6.	822-166C	BEARING BALL 6207		Rev. 2
6.	04-004	RPBY 822-166C		Rev 1; Use up stock
7.	18-035	ITG G-BOX HOUSING		
8.	09-012	ITG M18 PIPE PLUG		
9.	03-074	REP BY 826-326C		
10.	04-003	REP BY 822-188C		
11.	10-042	ITG SPACER		
12.	05-005	ITG OUTPUT OIL SEAL		
13.	08-005A	ITG OUTPUT CAP GASKET 0.25		
14.	08-005B	ITG OUTPUT CAP GASKET 0.10		
15.	20-003	ITG OUTPUT CAP		
16.	07-007	ITG WASHER		
17.	11-007	ITG 1"-14 SLOTTED HEX NUT		
18.	12-003	ITG COTTER PIN		
19.	06-012	ITG M10 X 1.5 X 25 CAP SCREW		
20.	07-001	RPBY 804-158C		
21.	02-035	ITG INPUT SHAFT		
22.	03-075	ITG 48 TOOTH INPUT GEAR		
23.	05-002	ITG INPUT OIL SEAL		
24.	09-009	ITG CAP PLUG		

Hydraulic Arrangement

Applies to AFM40200 (S/N 146999-)



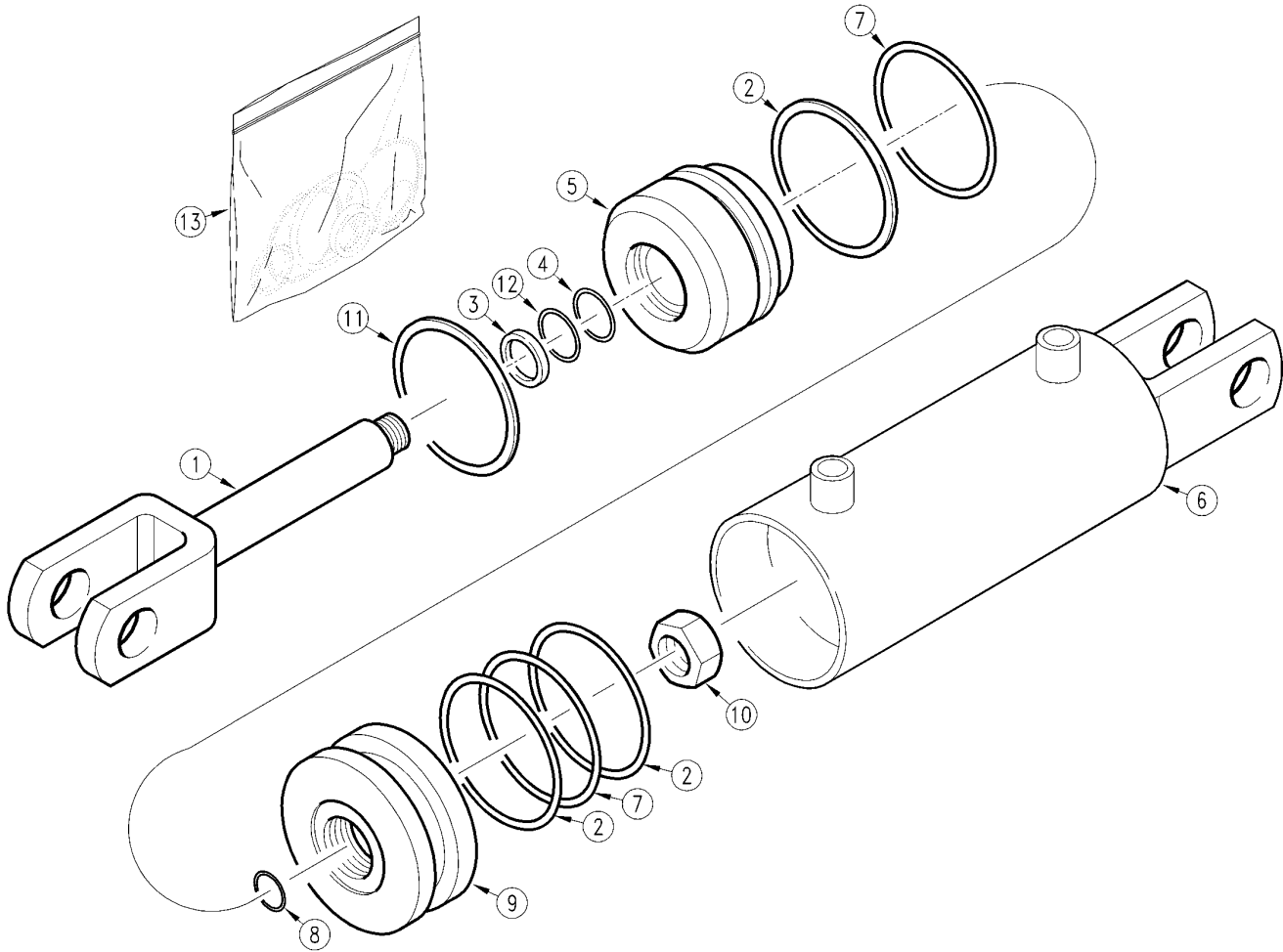
11781

Hydraulic Arrangement**Applies to AFM40200 (S/N 146999-)**

Ref	Part No.	Part Description	Comments	Revision
	dwg11781	Drawing Image Number		
1.	810-005C	CYL 2X8X1.12 ROD SINGLE ACTING		
2.	811-387C	OREL 1/32 3/8MNPT 3/4MJIC		
3.	811-043C	HH3/8R2 050 3/4FJIC		
4.	811-386C	HH3/8R2 036 3/4FJIC		
5.	811-128C	HH3/8R2 025 3/4FJIC		
6.	811-063C	EL 3/4MJIC 3/4MORB		
7.	810-195C	CYL 3X8X1.25 ROD (TIE) NO PINS	(S/N 100366+)	Rev. 2 not compat. w/Rev. 1
7.	810-138C	CYL REP 4X8X1.37 ROD (TIE ROD)	(S/N 100365-)	Rev. 1
8.	810-195C	CYL 3X8X1.25 ROD (TIE) NO PINS	(S/N 100366+)	Rev. 2 not compat. w/Rev. 1
8.	810-139C	CYL REP 4.25X8X1.5ROD (TIE)NPN	(S/N 100365-)	Rev. 1
9.	811-385C	TE 3/4MJIC BH RUN TEE		
10.	811-257C	HH3/8R2 096 1/2MNPT 3/4FJIC		
11.	811-388C	EL 3/8MNPT 3/4MJIC		
12.	811-073C	TE 3/4MJIC 3/4MJIC 3/4FJIC		
13.	811-357C	CA 1/2FNPT		
14.	811-172C	REP BY 196-430D	(S/N 100366+)	

Hydraulic Cylinder (810-005C) Energy

Applies to AFM40200 (S/N 146999-)



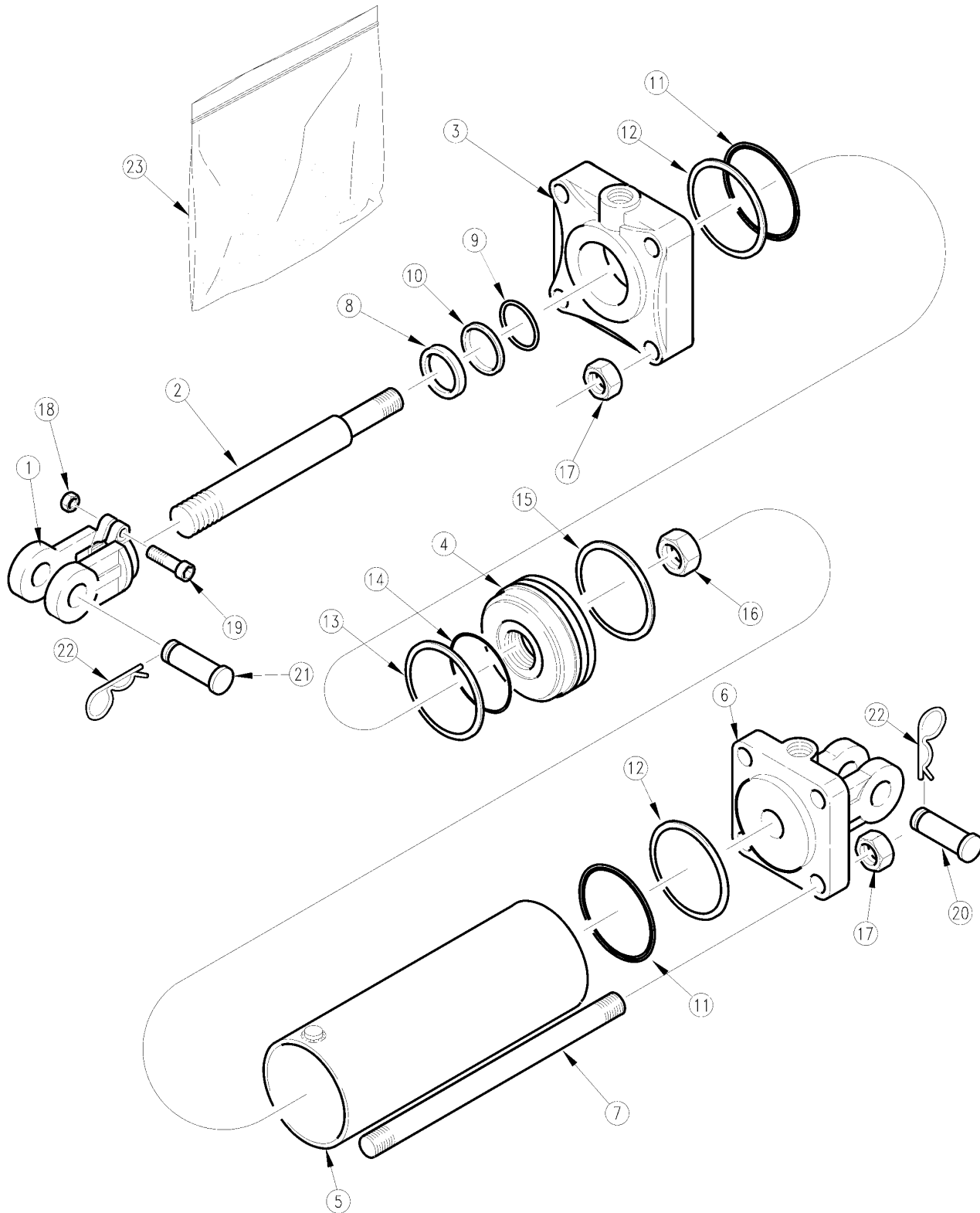
10207

Hydraulic Cylinder (810-005C) Energy**Applies to AFM40200 (S/N 146999-)**

Ref	Part No.	Part Description	Comments	Revision
	dwg10207	Drawing Image Number		
	810-005C	CYL 2X8X1.12 ROD SINGLE ACTING		
1.	A-2526	EGY PISTON ROD		
2.		BACK UP RING 2" O.D.	Only found in seal kit 13	
3.		ROD WIPER	Only found in seal kit 13	
4.		O-RING 1 1/8" I.D. X 1 3/8" O.D.	Only found in seal kit 13	
5.	A-1906	EGY PISTON ROD GUIDE		
6.	B-988	EGY CYLINDER BODY		
7.		O-RING 1 5/8" I.D. X 2" O.D.	Only found in seal kit 13	
8.		O-RING 3/4" I.D. X 7/8" O.D.	Only found in seal kit 13	
9.	A-1845	EGY PISTON		
10.	82464	EGY 7/8-14UNF REG HEX LOCK NUT		
11.	83198	EGY RETAINER RING INTERNAL		
12.		BACK UP RING 1 3/8" O.D.	Only found in seal kit 13	
13.	810-012C	CYL SEAL KIT 2 X 8 (ENERGY)		

Hydraulic Cylinder (810-138C) Midway

Applies to AFM40200 (S/N 146999-)



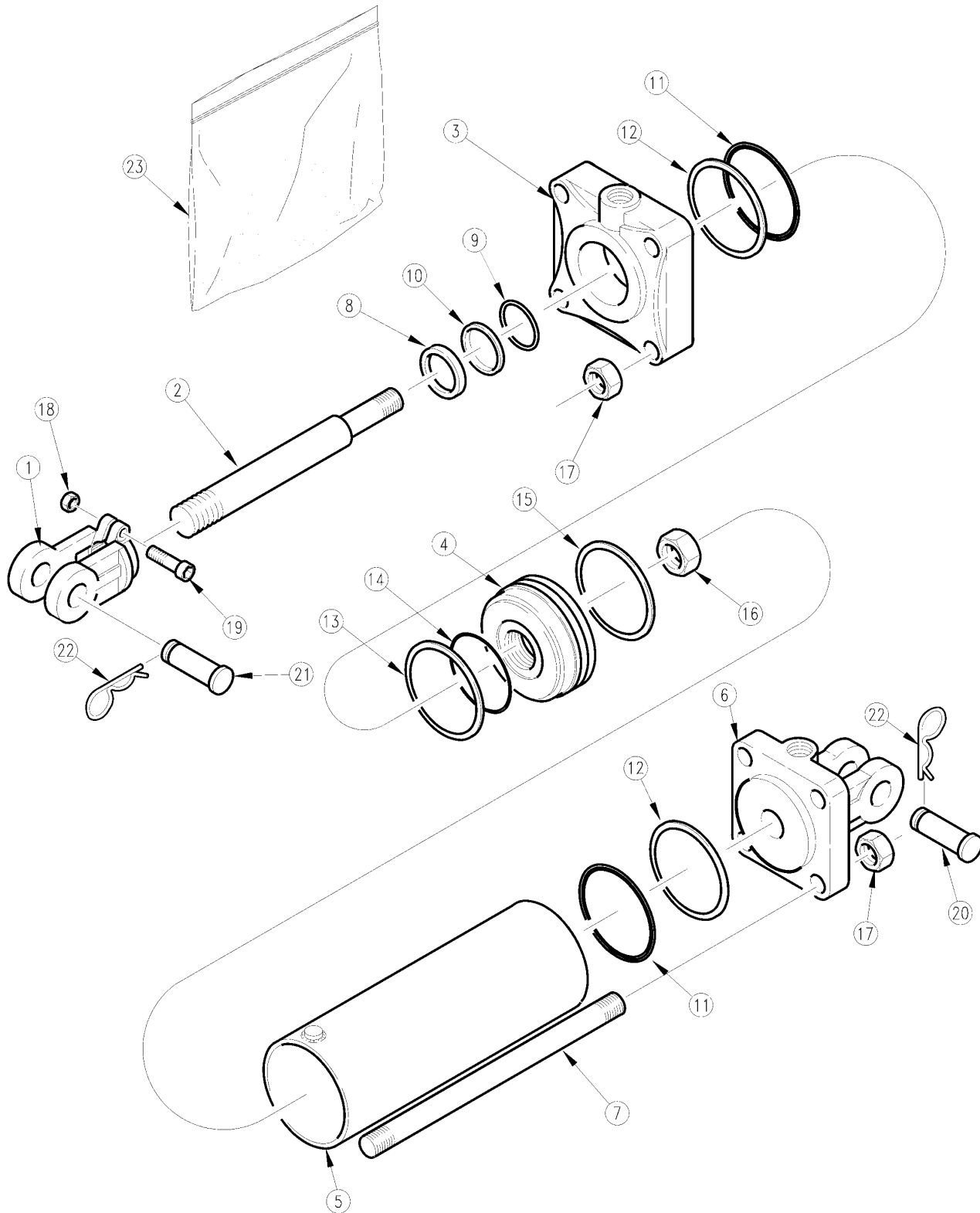
11003

Hydraulic Cylinder (810-138C) Midway**Applies to AFM40200 (S/N 146999-)**

Ref	Part No.	Part Description	Comments	Revision
	dwg11003	Drawing Image Number		
	810-138C	CYL REP 4X8X1.37 ROD (TIE ROD)		
1.	1M6010	MW CLEVIS STD. DUTY		
2.	2M6816	MW ROD 1 3/8 DIA		
3.	3R5812	MW HEAD		
4.	4R5106	REP BY 4R5108		
5.	5R5116	MW TUBE		
6.	6R5164	BASE MIDWAY		
7.	7M6316	MW TIE ROD		
8.		ROD WIPER SEAL	Only found in seal kit 23	
9.		O-RING	Only found in seal kit 23	
10.		BACK-UP RING	Only found in seal kit 23	
11.		O-RING	Only found in seal kit 23	
12.		BACK-UP SEAL	Only found in seal kit 23	
13.		TEFLON SEAL	Only found in seal kit 23	
14.		LOADER O-RING	Only found in seal kit 23	
15.		WEAR RING	Only found in seal kit 23	
16.	2A0024	MW PISTON NUT 1"-14		
17.	2A0018	MW TIE ROD NUT		
18.	2A0012	MW NUT CLEVIS & TIE ROD		
19.	2A0006	REPL. BY 802-023C		
20.	805-124C	PIN CLEVIS 1 X 3 11/16 GR5 PLT		
21.	2A0208	MW CLEVIS PIN		
22.	805-032C	PIN HAIR COTTER .148 WIRE		
23.	810-151C	SEAL KIT MW 4 RPH CYL 4A5103		

Hydraulic Cylinder (810-139C) Midway

Applies to AFM40200 (S/N 146999-)



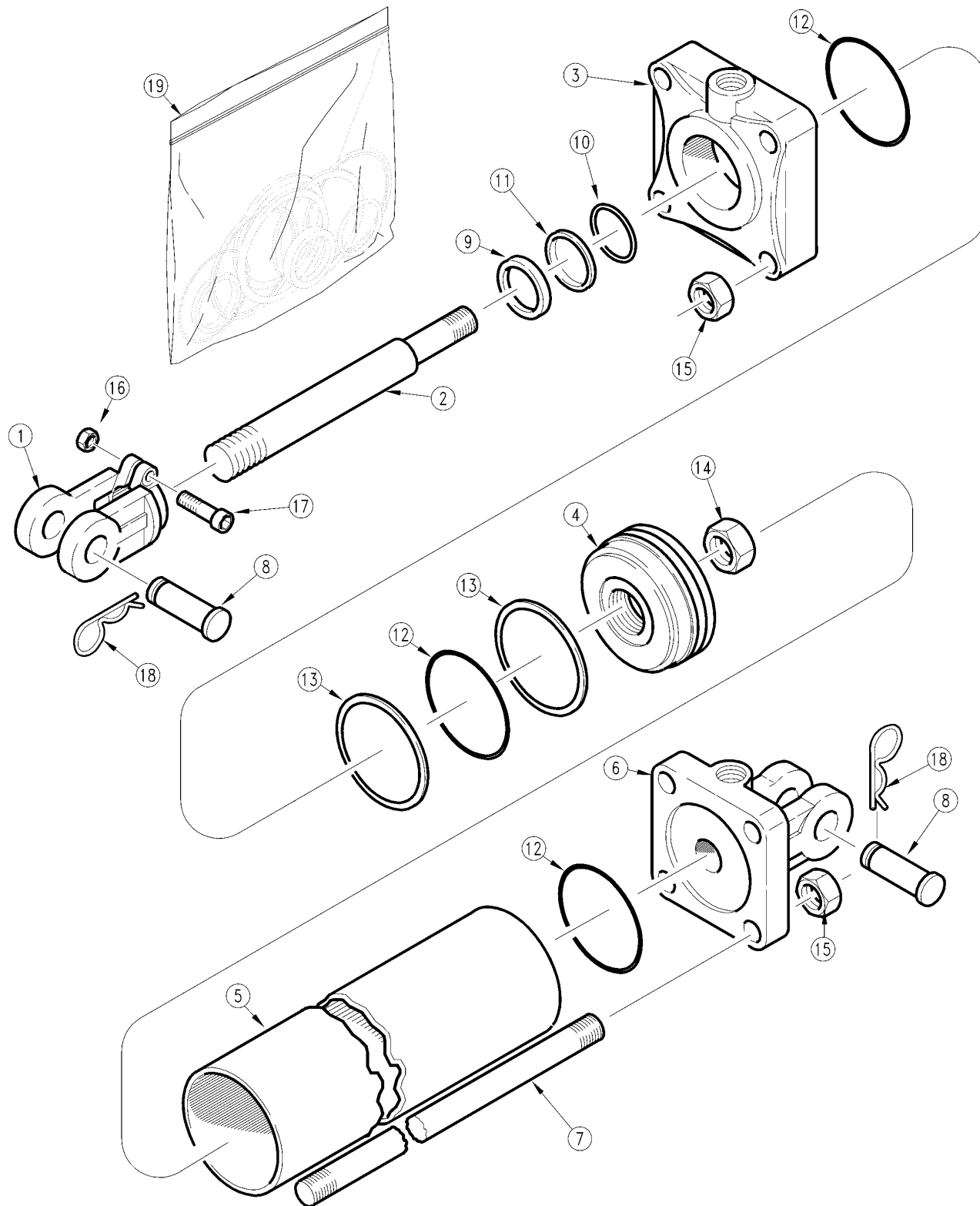
11003

Hydraulic Cylinder (810-139C) Midway**Applies to AFM40200 (S/N 146999-)**

Ref	Part No.	Part Description	Comments	Revision
	dwg11003	Drawing Image Number		
	810-139C	CYL REP 4.25X8X1.5ROD (TIE)NPN		
1.	1M6010	MW CLEVIS STD. DUTY		
2.	2M7516	MW ROD		
3.	3R6912	HEAD MIDWAY		
4.	4R6106	REP BY 4R6108		
5.	5R5116	MW TUBE		
6.	6R6164	BASE MIDWAY		
7.	7M7316	MW TIE ROD		
8.		ROD WIPER SEAL	Only found in seal kit 23	
9.		O-RING	Only found in seal kit 23	
10.		BACK-UP RING	Only found in seal kit 23	
11.		O-RING	Only found in seal kit 23	
12.		BACK-UP SEAL	Only found in seal kit 23	
13.		TEFLON SEAL	Only found in seal kit 23	
14.		LOADER O-RING	Only found in seal kit 23	
15.		WEAR RING	Only found in seal kit 23	
16.	2A0024	MW PISTON NUT 1"-14		
17.	2A0019	TIE ROD NUT MIDWAY		
18.	2A0012	MW NUT CLEVIS & TIE ROD		
19.	2A0006	REPL. BY 802-023C		
20.	805-124C	PIN CLEVIS 1 X 3 11/16 GR5 PLT		
21.	805-159C	PIN CLEVIS 1 X 3 1/8 GR5 PLT		
22.	805-032C	PIN HAIR COTTER .148 WIRE		
23.	810-144C	SEAL KIT MW 4.25 RPHCYL 4A6104		

Hydraulic Cylinder (810-195C) Midway

Applies to AFM40200 (S/N 146999-)



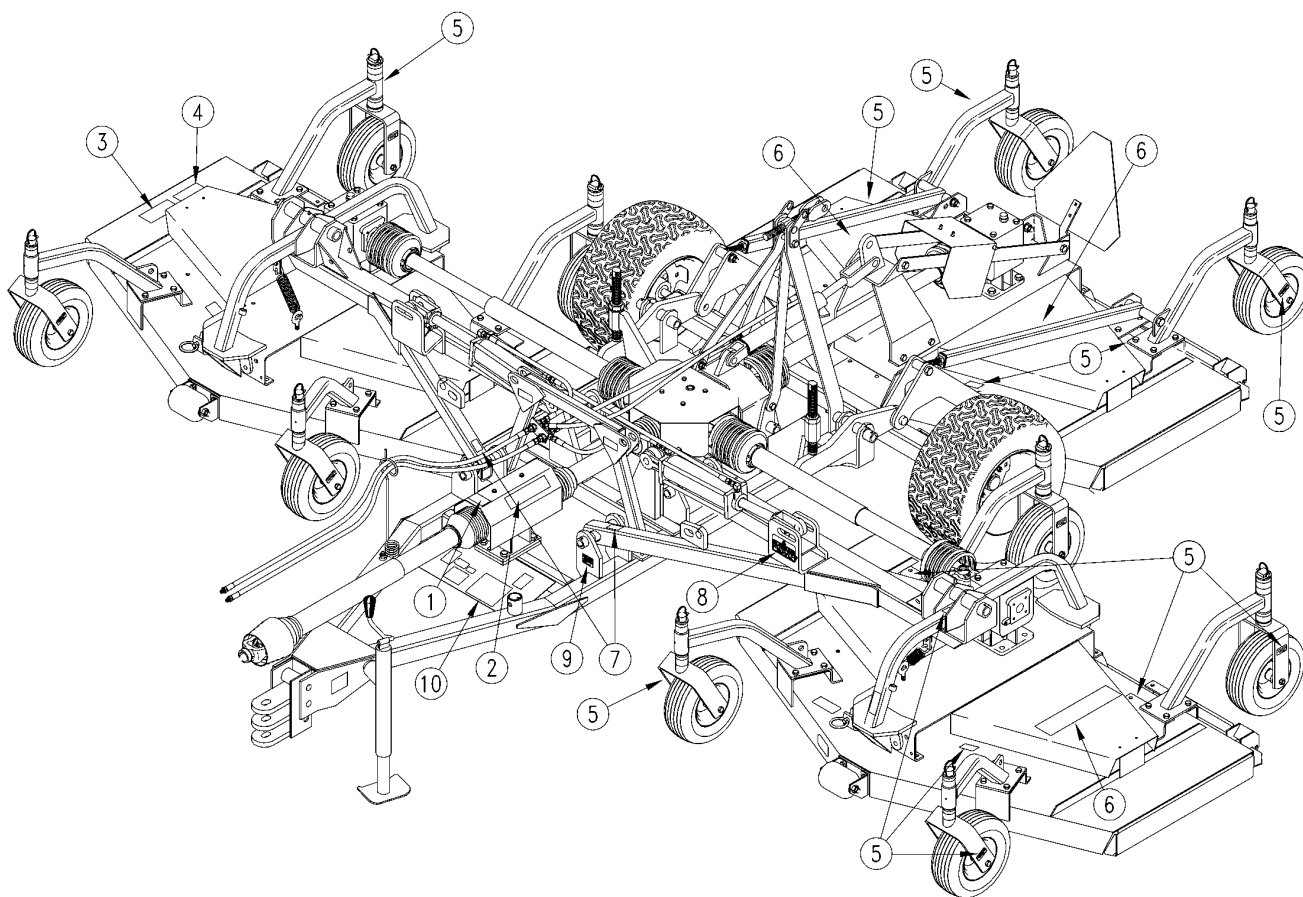
12006

Hydraulic Cylinder (810-195C) Midway**Applies to AFM40200 (S/N 146999-)**

Ref	Part No.	Part Description	Comments	Revision
	dwg12006	Drawing Image Number		
	810-195C	CYL 3X8X1.25 ROD (TIE) NO PINS		
1.	1M6010	MW CLEVIS STD. DUTY		
2.	2M4416	MW ROD 1-1/4 DIA X 8 STROKE		
3.	3M4412	REPL BY 3R1412		
4.	4M4104	REPL. BY 4M4108		
5.	5M4116	MW TUBE 3" X 8" CYLINDER		
6.	6M4166	REP BY 6R1164		
7.	7M4316	MW TIE ROD 3" X 8" CYLINDER		
8.	2A0208	MW CLEVIS PIN		
9.		WIPER SEAL	Only found in seal kit 19	
10.		O-RING	Only found in seal kit 19	
11.		BACK-UP RING	Only found in seal kit 19	
12.		O-RING	Only found in seal kit 19	
13.		BACK-UP RING	Only found in seal kit 19	
14.	2A0024	MW PISTON NUT 1"-14		
15.	2A0014	MW TIE ROD NUT		
16.	2A0012	MW NUT CLEVIS & TIE ROD		
17.	2A0006	REPL. BY 802-023C		
18.	2A0132	MW PIN CLIP		
19.	810-015C	CYL SEAL KIT 3 X 7 MW 3A4104		Rev. 2
19.	810-199C	RBV 810-015C		Rev 1; Use up stock

Label Placement

Applies to AFM40200 (S/N 146999-)



12721

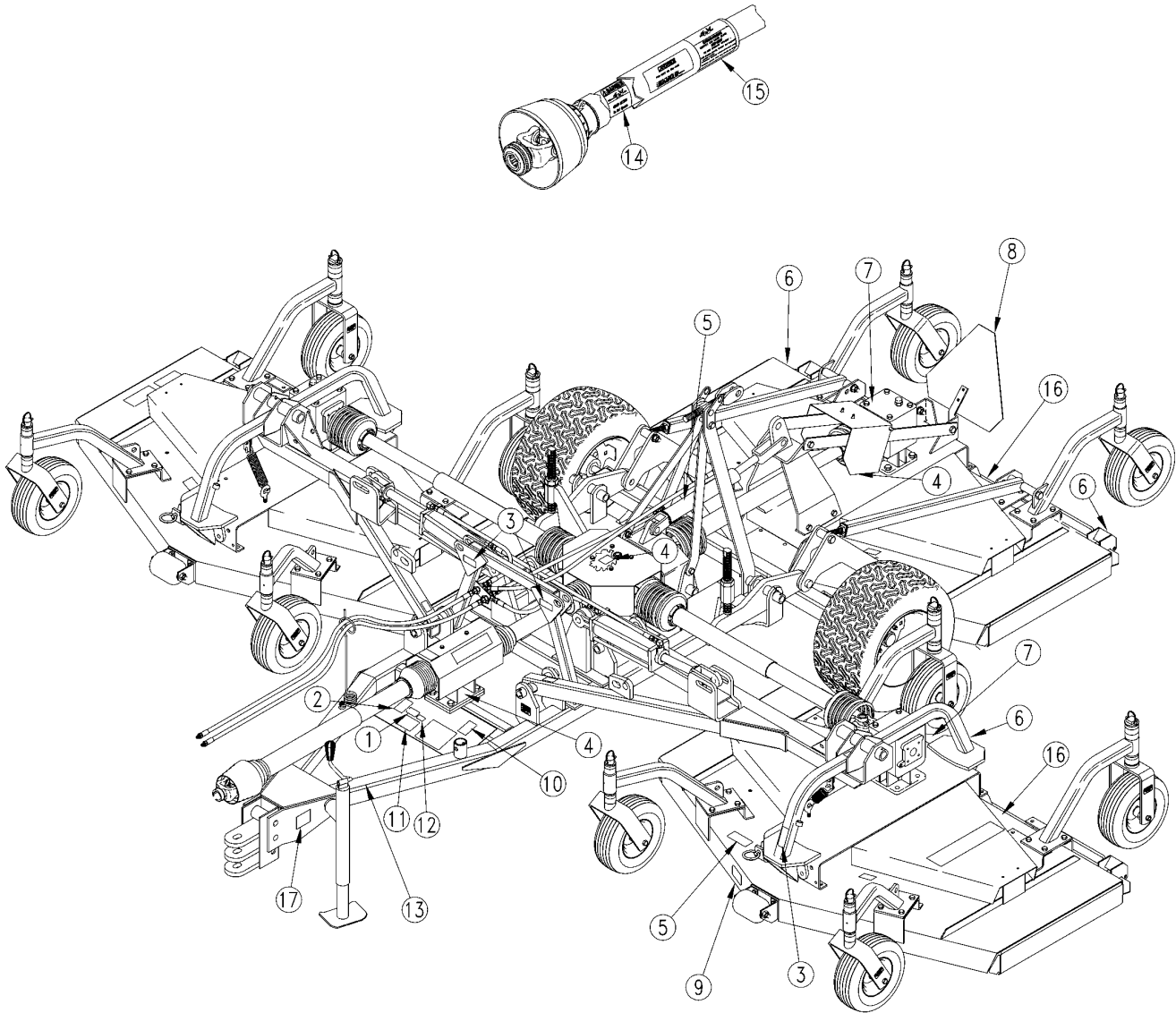
Label Placement

Applies to AFM40200 (S/N 146999-)

Ref	Part No.	Part Description	Comments	Revision
	dwg12721	Drawing Image Number		
1.	818-190C	DECAL FLAG		
2.	818-165C	LP LOGO SMALL BUCKSKIN		
3.	818-354C	REP BY 818-711C		
4.	818-334C	REP BY 818-711C		
5.	818-138C	DECAL GREASE EVERY 25 HOURS		
6.	818-163C	LP LOGO LARGE BUCKSKIN		
7.	818-298C	DECAL GREASE 25HRS BLACK/WHITE		
8.	818-396C	DECAL MAXIMUM FLOAT POSITION		
9.	819-036C	I.D. PLATE-LAND PRIDE		
10.	818-488C	DECAL PTO MAINTENANCE CV		

Safety Label Placement

Applies to AFM40200 (S/N 146999-)



12720

Safety Label Placement**Applies to AFM40200 (S/N 146999-)**

Ref	Part No.	Part Description	Comments	Revision
	dwg12720	Drawing Image Number		
1.	818-351C	DECAL CAUTION TRANSP LOCK ENGD		
2.	818-339C	DECAL WARNING HIGH PRESSUR SML		
3.	818-353C	DECAL CAUTION TRANSP LOCK DISE		
4.	818-187C	DECAL DANGER DRIVELINE SHIELD		
5.	818-142C	DECAL DANGER PTO DRIVELINE EN		
6.	818-230C	DECAL RED REFLECTOR		
7.	818-555C	DECAL DANGER ROTATING BLADE		
8.	818-055C	DECAL SLOW MOVING-GALV. BACKED		
9.	818-229C	DECAL AMBER REFLECTOR		
10.	818-858C	DECAL CAUTION GENERAL SAFTEY		
11.	818-045C	DECAL WARNING PINCH PT/CRUSH		
12.	818-556C	DECAL DANGER THROWN OBJECT HAZ		
13.	818-019C	DECAL WARNING NEG TONGUE WT		
14.	818-540C	DECAL DANGER GUARD MISS PTO		
15.	818-552C	DECAL DANGER PTO DRIVELINE		
16.	818-352C	REP BY 818-144C		
17.	818-337C	DECAL WARNING 20 MPH TRANS SML		



Part Number Index

The Part Number Index is a numeric index of all part numbers included in this manual. The index shows what page(s) the part is used on.

Part Number	Page	Part Number	Page	Part Number	Page	Part Number	Page
0.107.7100.01	57	09-011	61	310-312D	41	341586	27
0.140.1300.00	59	09-012	61	310-331D	37, 43, 55	341953	29
0.151.0300.00	59	10-002	55	310-359D	45	342221	27
0.151.2001.00	59	10-042	61	310-361D	35, 41	355155	27
0.151.5201.00	59	1002020	21	312410	19, 27	365305	19, 23, 25, 27
0.151.6208.00	59	1012010	21	315-004H	11	365722	27
0.241.5001.00	57	11-007	37, 43, 55, 61	315-005H	17	366862	27
0.242.2101.00	57	1112010	21	315-037V	37	377234	23, 25
0.242.7200.00	57	12-003	61	315-048S	15, 17	377240	23, 25
0.244.7500.00	59	1532308	21	315-051H	43	377335	27
0.248.7500.00	59	1532322	21	315-052H	9	377336	19, 27
0.256.1314.00	57	15500000037	49	315-054H	37	380371	27
0.257.0505.00	57	168556	29	315-055H	7	380882	27
0.257.1742.00	57	1702027	21	315-057H	47	380905	23, 25
0.257.1743.00	57	1702029	21	315-058H	47	380906	19, 27
0.259.7500.00	57	172-242D	35, 41	315-060H	11	380907	19, 27
0.267.4212.00	57	172758	27	315-061H	11	381495	29
0.286.7100.00	59	172762	27	315-062D	17	381908	19, 23, 25, 27
019519	19, 27	1772335	21	315-062H	37	381957	29
02-035	55, 61	1782016	21	315-063H	11	382329	19
020614	23, 25	1784212	21	315-065H	11	382701	27
020616	19, 27	18-021	55	315-067A	7	382710	27
020617	19, 27	18-035	61	315-068A	9	383869	27
020672	27	183-022D	11	315-069A	9	384517	27
020692	29	1882348	21	315-074S	47, 53	384867	27
022628	27	1883013	21	315-075S	31, 33	386083	27
03-036	55	1883014	21	315-085H	47	386163	27
03-037	55	1883230	21	315-095S	51, 53	387266	23, 25
03-042	55	1883231	21	315-096H	47	387332	23, 25
03-043	55	1M6010	67, 69, 71	315-097H	51	388163	19
03-074	61	20-003	55, 61	315-098H	51	388954	27
03-075	61	20-007	55	315-100H	39	388957	27
04-003	55, 61	20-031	61	315-101H	43	389388	27
04-004	55, 61	21-012	55, 61	315-102H	47, 53	389394	19
041065	23, 25	2A0006	67, 69, 71	315-103H	33	389399	19
041068	23, 25	2A0012	67, 69, 71	315-104H	9	389574	19
041180	29	2A0014	71	315-105H	11	389848	27
041577	19, 27	2A0018	67	315-115H	11	3M4412	71
041620	19	2A0019	69	315-118H	37	3R5812	67
043487	29	2A0024	67, 69, 71	315-139H	11	3R6912	69
043489	29	2A0132	71	315-146D	9	4M4104	71
044321	19, 21, 23, 25, 27	2A0208	67, 71	315-146E	11	4R5106	67
044439	23, 25	2L363-17702-01	13	315-148E	11	4R6106	69
044444	19, 27	2M4416	71	315-177D	43	50069S6LPY34RB	49
045790	29	2M6816	67	315-192D	53	506-4R-I	49
045793	29	2M7516	69	315-206D	7	5180211	49
047825	29	304149	29	315-225D	15	53-164	49
05-002	55, 61	308-049D	43	315-226D	11	53-180	49
05-005	55, 61	310-041D	37, 43	315-227D	11	53-189	49
0511421-710	13	310-043D	31, 35, 41	315-233D	39	5M4116	71
051172600710	13	310-051D	31	315-234D	39	5R5116	67, 69
051551	29	310-090H	45	315-235D	37	6330855	21
053314	25, 29	310-094H	31	315-243D	47	6M4166	71
054482	23, 25	310-095H	31	315-245D	51	6R5164	67
054484	23, 25	310-100S	45, 47, 53	315-246D	51	6R6164	69
06-012	55, 61	310-126D	35	315-247D	51	7M4316	71
07-001	55, 61	310-127H	39	315-248D	51	7M6316	67
07-005	55	310-161S	31, 41	315-269D	9	7M7316	69
07-007	61	310-162S	31, 35	315-307D	9	8.0.1.00870	57, 59
08-004A	55	310-176D	35	315-310D	9	8.0.9.00024	59
08-004B	55	310-177S	31, 35	315-311D	11	8.0.9.00026	57, 59
08-005A	55, 61	310-179A	35, 41	315-312D	7	8.1.1.00045	57
08-005B	55, 61	310-224D	35, 41	315-313D	11	8.1.1.00073	57
08-030	61	310-249D	45, 51	315-343D	7	8.1.1.00343	59
08-031	61	310-250D	45, 51	315-347D	15	8.2.2.01144	59
087276	19, 27	310-251D	45	315-358D	37	8.3.2.00409	59
087279	23, 25	310-252D	45	315-360D	15	8.3.3.00384	57
09-002	55	310-297D	39	315-447A	15	8.3.6.00020	57
09-008	55	310-299D	35, 41	319624	27	8.4.1.00021	57
09-009	55, 61	310-300D	35, 41	338531	29	8.4.1.01141	59

Table of Contents Part Number Index



Part Number Index (continued)

Part Number	Page	Part Number	Page	Part Number	Page	Part Number	Page
8.4.7.00516	59	803-159C	13	816-014C	13	890-202C	47, 53
8.5.1.00005	57	803-184C	35	816-088C	13	890-318C	31
8.5.1.00680	59	804-006C	37	816-141C	31	95316	49
8.5.2.00131	59	804-009C	37	817-028C	33	95360NA	49
8.6.5.00006	57, 59	804-012C	11, 17	817-050C	37, 43	A-1845	65
8.7.0.00744	59	804-013C	11, 17, 39, 43	817-082C	39	A-1906	65
8.7.3.00027	59	804-014C	31	817-192C	39	A-2526	65
8.7.3.00055	57, 59	804-015C	11, 35, 37, 41,	817-195C	39	A.248.500	59
8.7.3.00071	57		43, 45, 47, 51, 53	818-019C	75	A.259.500	57
800-001C	9, 43, 47, 53	804-016C	11, 15, 37, 47	818-045C	75	A244.501	59
800-075C	35, 41	804-021C	11, 37	818-055C	37, 75	B-988	65
800-099C	31	804-022C	11, 31, 33, 37, 43	818-138C	73	B0-47	13
800-114C	39	804-023C	47	818-142C	75	BF-1506	49
800-115C	39	804-025C	13, 35, 41	818-163C	73	dwg10207	65
800-116C	39	804-027C	11, 43	818-165C	73	dwg10427	35
800-163C	39	804-029C	9, 11, 37, 43	818-187C	75	dwg10600	29
801-018C	37	804-045C	15	818-190C	73	dwg10824	23
802-014C	11	804-077C	15	818-229C	75	dwg10891	55
802-015C	17	804-110C	31, 35, 41	818-230C	75	dwg11003	67, 69
802-017C	39, 43	805-010C	7, 37	818-238C	45, 51	dwg11739	37
802-034C	47, 53	805-017C	37, 43, 55	818-298C	73	dwg11740	43
802-041C	39	805-032C	67, 69	818-334C	73	dwg11741	45
802-050C	11	805-041C	9	818-337C	75	dwg11742	51
802-051C	37	805-065C	45, 51	818-339C	75	dwg11746	47
802-068C	47	805-069C	37	818-351C	75	dwg11748	33
802-074C	11	805-078C	13	818-352C	75	dwg11762	39
802-075C	11	805-090C	7	818-353C	75	dwg11765	53
802-079C	43	805-104C	7	818-354C	73	dwg11771	9
802-091C	37, 43, 53	805-109C	11	818-358C	27	dwg11776	7
802-092C	37	805-124C	67, 69	818-361C	19	dwg11778	17
802-097C	9	805-149C	11	818-362C	27	dwg11780	15
802-100C	11	805-159C	69	818-396C	73	dwg11781	63
802-128C	15	805-175C	43	818-405C	25	dwg11783	13
802-152C	7, 9, 11	806-021C	11	818-488C	73	dwg11787	57
802-229C	31	806-066C	11	818-540C	19, 21, 23, 25,	dwg11788	19
802-233C	31	807-023C	11		27, 75	dwg11789	27
802-237C	31	807-050C	43	818-552C	19, 21, 23, 25,	dwg11951	11
802-239C	33	807-068C	31, 43		27, 75	dwg12006	71
802-246C	37, 43	808-126C	37, 43	818-555C	75	dwg12035	31
802-280C	47	808-127C	35, 41	818-556C	75	dwg12041	41
802-305C	45, 51	808-128C	31	818-858C	75	dwg12129	25
802-314C	37	808-129C	31, 33	819-036C	73	dwg12720	75
802-326C	35, 41	808-335C	37, 43	822-006C	35, 41	dwg12721	73
802-345C	43	810-005C	7, 63, 65	822-030C	13	dwg12760	59
802-352C	17	810-012C	65	822-080C	13	dwg13203	21
802-384C	31, 35, 41	810-015C	71	822-098C	17	dwg13630	49
802-403C	15	810-138C	9, 63, 67	822-099C	17	dwg13815	61
802-408C	43	810-139C	9, 63, 69	822-166C	55, 57, 59, 61	N/A	13
802-434C	15	810-144C	69	82464	65		
802-695C	35, 41	810-151C	67	826-012C	15, 21, 23		
803-005C	37	810-195C	9, 63, 71	826-081C	37, 43, 55		
803-006C	31	810-199C	71	826-085C	37, 43, 55		
803-007C	7, 9, 11	811-043C	63	826-089C	15, 27		
803-008C	37	811-045C	55	826-097C	15, 57		
803-013C	43	811-063C	63	826-100C	15, 19		
803-014C	11, 17, 39, 43	811-073C	63	826-101C	15, 27		
803-018C	43, 45, 51	811-128C	63	826-111C	15, 25		
803-019C	39	811-172C	63	826-121C	37, 43, 59, 61		
803-020C	11, 15, 37, 43,	811-257C	63	826-125C	15, 27		
	47, 53	811-357C	63	826-206C	59, 61		
803-021C	11, 37	811-385C	63	826-296C	59, 61		
803-022C	31, 33, 37, 43	811-386C	63	83198	65		
803-024C	11	811-387C	63	890-005C	7, 9, 11		
803-027C	47	811-388C	63	890-068C	13		
803-031C	11, 43	814-070C	45, 49, 51	890-118C	11		
803-032C	7	814-100C	11, 13	890-122C	43		
803-038C	43	814-114C	49, 51	890-153C	37		
803-053C	13	814-193C	45, 49, 51	890-163C	35, 41		
803-114C	35, 39, 41	814-272C	49	890-172C	31		
803-115C	31	815-051C	17	890-182C	11		
803-119C	31	815-052C	13	890-200C	31		



Great Plains Manufacturing, Inc.

Corporate Office: P.O. Box 5060
Salina, Kansas 67402-5060 USA

www.landpride.com
