



Lawnmower Range



This publicity material applies to the UK only.

These specification details do not apply to any particular product which is supplied or offered for sale. The manufacturer reserve the right to vary their specification, including colours, with or without notice at such times in such manner as they think fit. Major as well as minor changes may be involved. Every effort, however, is made to ensure the accuracy of the particulars contained in this brochure. Consult the Dealer with whom your order is placed for details of the specification of any particular product. This publication shall not constitute in any circumstances whatsoever an offer by the Company to any person. All sales are made by the Distributor or Dealer concerned subject to and with the benefit of the standard Conditions of Sale and Warranty given by the Distributor or Dealer, copies of which may be obtained from him on request.

Honda (UK) - Power Equipment
470 London Road, Slough, Berkshire, SL3 8QY
Honda Contact Centre: 0845 200 8000
www.honda.co.uk



The pulp used in the manufacture of this paper is from renewable timber produced on a fully sustainable basis.
The paper used in this brochure is manufactured using ECF (Elemental Chlorine Free) pulp.

A Division of Honda Motor Europe Ltd.

PEQ-BROCH-IZ0506



Izy is expressly designed to get the mowing job done as quickly as possible. Not only that, you'll find Izy makes mowing more of a pleasure and less of a chore – it's easy to start, easy to handle and easy to operate.

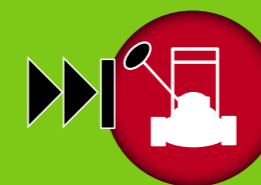
Enjoy caring for your lawn.



With Izy, intuitive operation means there is nothing to learn. Petrol and oil levels are easy to verify. The pull start is specially designed to be virtually effortless. Flexible, double-lined cables make adjustments easier and more precise.

- **Easy start:** automatic decompressor makes starting virtually effortless
- **Easy-to-hold** handle with pull start within reach
- **Easy-to-grip** and control throttle lever/choke.

Easy to start



Easy to handle

Easy to operate



You don't have to be an expert to use an Izy. The main controls are easy to identify and easy to grip; the ergonomic handle and push-only safety bar are less tiring to hold and simple to operate.

The intuitive slot-in/lift-out grass bag is perfectly balanced for easy handling and the built-in rear shield drops down to protect your legs when the bag is removed.

- **Easy controls within arms reach**, and large easy-to-identify green levers for throttle and cutting height
- **Easy-to-grasp**, comfortable, blade brake handle for less tiring operation
- **Easy adjust 6-position grass cutting heights** gives you more precision and choice
- Easy to empty, large-capacity grass bag means **fewer trips to the emptying area**
- Easy push-bar blade brake means **better safety**.



Easy to live with

Maintaining and storing the Izy is a doddle – the interior of the cutter housing has no nooks or crannies, so wet grass does not stick to it when it dries. Rounded exterior shapes are easy to wipe, and the easy folding handle allows storage in the smallest of spaces.

What's more, Izy's 4-stroke Honda engines meet the world's strictest anti-pollution standards, so they are cleaner and quieter... better for you, and your neighbours.

- **Easy spill-free refuelling** with a large-diameter petrol cap
- **Easy storage** with a one-piece folding handle
- **Easy low maintenance** with Honda's renowned build quality and expert engineering
- **Easy on the environment:** Quiet and economical with low fuel and oil consumption, conforming with current environmental standards.



Easy starting 4-stroke OHC engine for power and reliability.

Easy folding handle for comfort and convenience when storing.

Easy to grab handle and blade brake lever – the blade stops when you let go of the handle for safety.

Easy to identify and adjust cutting height levers with 6 cutting heights.

The Izy range of lawnmowers brings you the legendary quality, robustness and dependability that have made Honda the world leader in lawn care – in a highly affordable package.




For details of your nearest Honda dealer please call: 0845 200 8000 or visit www.honda.co.uk



Domestic Use


Which size lawnmower?

These are a general guide - please consult your Honda dealer to find the best lawnmower for your garden




Compact
(up to half a tennis court)

16"



Medium
(up to one tennis court)

18"



Large
(greater than one tennis court)

21"

18"

Lawnmowers

Whether you choose a self-propelled or push model, the HRG 465 will tackle a medium sized lawn with ease - combining manoeuvrability with a large diameter blade to cover the ground fast. The Honda blade brake and user friendly controls make the Izy safe and simple.

HRG 465 PD	Blade brake	Self-propelled
	Steel deck	Blade brake
	4.5 hp	Steel deck
	60 litre bag	4.5 hp
HRG 465 SD	60 litre bag	model shown



16"

Lawnmowers

The HRG 415 is perfect for the compact lawn, or where there are lots of obstacles, bushes or trees to cut around. Available as either push or self-propelled models, these 16" (41cm) models feature a roomy 50 litre mesh grass bag, durable steel cutter deck and powerful 4.5hp Honda 4-stroke engine.

HRG 415 PD	Blade brake	Self-propelled
	Steel deck	Blade brake
	4.5 hp	Steel deck
	50 litre bag	4.5 hp
HRG 415 SD	50 litre bag	model shown



21"

Self-propelled lawnmower

This 21" (53cm) model is designed for cutting a larger lawn quickly and easily. The powerful 5.5hp Honda engine drives the lawnmower forward as well as cutting, and with a 61 litre grass bag you'll be admiring a perfect lawn in next to no time.

HRG 536 SD	Self-propelled
	Blade brake
	Steel deck
	5.5 hp
	61 litre bag

16-21" cut lawnmowers (41-53 cm)

*Subject to terms & conditions

ideal for compact to large sized lawns



your guide to a beautiful summer lawn

June ...is for mowing a little more

A month of growth. As the summer progresses, you should increase your mowing frequency to twice a week, if possible. If the weather is dry, the lawn should be watered to maintain good turf moisture. Combined 'weed and feed' preparations can be very useful if you haven't fed the lawn earlier in spring. Water early in the morning or in the evening as watering in strong sunlight can scorch the grass.

July ...is for mowing a little less

Keep the grass trimmed, but try raising the lawnmower blades a notch to ensure that the grass is not over cut. To maintain healthy growth throughout summer you should apply a second treatment of fertiliser or 'weed and feed' preparation, this should be well watered-in.

August ...is for watering

Traditionally the driest month. Regular watering should avoid cracking but prolonged drought and hot weather may cause cracks to appear – these should be filled with a mixture of sand and soil. Keep mowing regularly to keep the grass in check.

September ...is for the finishing touches

Remove layers of thatch with a spring-tine rake or a Honda tiller with a lawn care kit within the next six to eight weeks. Trim grass regularly, raise cutting blades and spike the turf with a garden fork or a tining machine, to relieve areas compacted by summer use. Finally, applying an autumn lawn feed will harden up your lawn for the winter, and remember, this is your last chance to use any lawn weed killers.

October ...is for winter preparation

Allow as much light as possible to reach the lawn by keeping it free of leaf litter throughout the colder months. A leaf blower will help to collect leaves on large lawns. Throughout the winter, if the weather is mild you may need to trim the grass, but if you are putting your gardening equipment into storage, ensure it is left clean and dry.

	HRG 415 PD	HRG 415 SD	HRG 465 PD	HRG 465 SD	HRG 536 SD
Drive	Push	Self-propelled	Push	Self-propelled	Self-propelled
Engine	Honda 4-stroke, OHC technology	Honda 4-stroke, OHC technology	Honda 4-stroke, OHC technology	Honda 4-stroke, OHC technology	Honda 4-stroke, OHC technology
Maximum power	3.3kw / 3600rpm 4.5hp / 3600rpm	3.3kw / 3600rpm 4.5hp / 3600rpm	3.3kw / 3600rpm 4.5hp / 3600rpm	3.3kw / 3600rpm 4.5hp / 3600rpm	4.1kw / 3600rpm 5.5hp / 3600rpm
Cutting width	16" / 41cm	16" / 41cm	18" / 46cm	18" / 46cm	21" / 53cm
Cutting heights (min./max.)	19 - 73mm	19 - 73mm	19 - 73mm	19 - 73mm	19 - 82mm
Cutting height adjustment	6 positions	6 positions	6 positions	6 positions	6 positions
Starter mechanism	easy-start recoil	easy-start recoil	easy-start recoil	easy-start recoil	easy-start recoil
Handle folding	yes	yes	yes	yes	yes
Cutter deck material	steel	steel	steel	steel	steel
Grass bag capacity	50 litres	50 litres	60 litres	60 litres	61 litres
Grass bag material	Textile	Textile	Textile	Textile	Textile
Dry weight	29.5kg	31.5kg	30.5kg	32.5kg	36.2kg



Domestic Use

Guaranteed quality

There's a simple reason why you'll see so many Honda products still hard at work after many years of service. **Ours are built better to last longer.**

That's not just an idle promise. It's fact. Honda customers deserve complete peace of mind. Honda lawnmowers are supported with the longest and most comprehensive warranties in the industry. Our Izzy lawnmowers (used in a domestic environment) come with a standard 3 year warranty*.

With parts available next day at no extra cost (subject to an order placed by 12 noon), the fully trained Honda dealer network are knowledgeable about your product and will minimise any inconvenience when servicing is required.

For more information or brochures on the complete Honda product range, or to locate your nearest Approved Honda Dealer call **0845 200 8000** or visit www.honda.co.uk

*Subject to domestic use and being serviced once in the first two years.