

TOSHIBA

Satellite® M30 Series

Feature Model(s):

Satellite M30-S350

Pentium M 1500/15.4"WXGA/256MB/60GB/DVD-CDRW/ Mdm/LAN/Wi-Fi/WinXP Pro

Satellite M30-S3501

Pentium M 1500/15.4"WXGA/256MB/60GB/DVD-CDRW/ Mdm/LAN/Wi-Fi/WinXP Home

Part Numbers

PSM30U-710058

PSM30U-710059

Satellite M30-S350 SB (Office Small Business 2003)

Pentium M 1500/15.4"WXGA/256MB/60GB/DVD-CDRW/Mdm/LAN/Wi-Fi/Win XP Pro/Office Small Business 2003

PSM30U-710058S

Product Highlights

Performance

- 1.50GHz system with Intel® Centrino™ mobile technology**
- 256MB of Main Memory (Expandable to 2048MB)

Slim Design

- 60GB* hard disk drive
- DVD-CDRW multi-function drive

Great Features

- 15.4" WXGA active-matrix screen display
- NVIDIA® GeForce™ FX Go5200 graphics controller; 32MB DDR external video memory
- Integrated SD (Secure Digital) expansion slot

Get On-Line

- Integrated V.92/56K modem
- Integrated 10/100 Ethernet LAN
- Integrated 802.11g Wireless LAN module

System Characteristics

CPU (See CPU Performance Disclaimer)**

- Intel® Pentium® M processor at 1.50GHz**
- Integrated co-processor

L2 Cache

- 1MB Level 2 cache memory integrated on die
- 400MHz Processor System Bus Clock Speed

Memory

- 256MB expandable to 2048MB (Both slots may be occupied)
- Expansion memory: 256MB/512/1024MB, SODIMM, PC2700 DDR
- Data/Address Bus Width: 64bit/32bit
- Intel® 855 Chipset

Mass Storage/Optical Drive

- Primary Hard Disk Drive: 60GB* hard disk drive, Enhanced IDE (ATA-5) interface, 4200rpm drive rotation; 9.5mm height, 0.2lbs, Service Removable
- DVD-ROM/CDRW multi-function drive: Enhanced IDE (ATAPI) Interface; Maximum speed: CD-R(24x), CD-RW(10x), CD-ROM(24x), DVD-ROM(8x); Compatibility: CD-ROM, CD-R (read/write), CD-RW (read/re-write), DVD-ROM, DVD-R (read only), DVD-RW (read only), DVD Multi (read only); service removable
- Software Decoder: InterVideo (WinDVD®)

Graphics/Video

- 15.4" WXGA active-matrix display; internal display supports up to 16M colors at 1280 x 800
- NVIDIA GeForce FX Go5200 graphics controller; 32MB DDR external video memory
- AGP bus support; 3D Graphic Accelerator, Digital Video Accelerator
- External Color Support/Refresh rate:
640 x 480; 60/75/85/100Hz Non-Interlaced @16M
800 x 600; 60/75/85/100Hz Non-Interlaced @16M
1024 x 768; 60/75/85/100Hz Non-Interlaced @16M
1280 x 1024; 60/75/85/100Hz Non-Interlaced @16M
1280 x 800; 60/75/85/100Hz Non-Interlaced @16M
1600 x 1200; 60/75/85/100Hz Non-Interlaced @16M
1920 x 1440; 60/75Hz Non-Interlaced @16M
2048 x 1536 60/75Hz Non-Interlaced @16M

Input Devices

- Keyboard: Full sized 85 keys with 12 function keys, 2.7mm key stroke, 6mm height; Dedicated Windows® keys support; HotKey function; Integrated TouchPad pointing device with Scroll function (Touchpad)

- CD Control Function: Mode Control Switch (CD/DVD/Digital Audio), Previous, Play, Stop, Next, CD Power
- Toshiba Console Button
- Internet Browser Launch Function
- Instant TV-Out Button

Expandability

- 2 Memory slots – Both slots may be occupied
- 1 PC Card slot supports 1 Type II PC Card

Communications

- Integrated V.92/56K modem; Data and fax support
- Due to FCC limitations, speeds of 53kbps are the maximum permissible transmission rates during Download. Actual data transmission speeds will vary depending on line conditions
- Integrated 10/100 Ethernet LAN
 - Integrated Wireless LAN (Intel® PRO/Wireless 2200BG - 802.11g)

Ports

- ECP parallel printer port
- RGB (monitor) port
- FIR (Infrared) port
- 3 Universal Serial Bus ports (USB)
- TV-Out – (S-Video)
- RJ-45 LAN Port
- RJ-11 modem port
- i.LINK™ (IEEE 1394)
- Secure Digital® (SD) card slot

Physical Description

- Dimensions (LxWxH): 14.2" x 10.6" x 1.4"
- Weight: 6.2lbs
- LED Indicators: Power, Power Save Mode, HDD, CD/DVD-ROM, DC-IN, Caps Lock, Arrow, Numeric, Main Battery Charging Status, System Sleep / Suspend status, SD Card, Wireless Communication switch

Sound

- STAC975051T Codec Chip; Software Sound; 16-bit stereo, full duplex support
- Built-in harman/kardon Stereo Speakers
- Built-in Microphone (monaural); Direct 3D Sound (supported by driver), DirectSound (supported by driver) and DirectMusic (supported by driver); MIDI Support; Sound Volume (by Dial); Ports: External Microphone port, headphone port

Power Supply

- AC Adapter: 75W external AC Adapter, 100-240V / 50-60Hz frequency (Universal) input voltage, 15V x 5A Output.
Dimensions (LxWxH): 5.5" x 2.3" x 1.1"
Weight: 0.8lbs
- Battery Pack: 6-cell, rechargeable, removable Lithium Ion (Li-Ion) battery; 4400mAh
Dimensions (LxWxH): 7.9" x 1.7" x 0.8"
Weight: 0.7lbs
- Battery Saver (in Windows XP): Stand by, HDD Auto Off, Display Auto Off, Throttling, Hibernation
- Battery life (Main Battery): 3:46H*** / (High Capacity Battery): 7:41*** (Measured by MobileMark™)
- Recharge time (main off/on): 2.75H/5H / (High Capacity off/on): 4.5H/9H

Battery life may vary depending on product model, configuration, applications, power management settings and features utilized. Recharge time varies depending on usage. Battery may not charge while computer is consuming full power. After a period of time, the battery will lose its ability to perform at maximum capacity and will need to be replaced. This is normal for all batteries. To purchase a new battery pack or see information on accessories shipping with your computer, visit the Toshiba website at

TOSHIBA

accessories.toshiba.com

Security

- Slot for computer lock, Main Battery Pack (sliding lock), HDD and memory (by two screws), User Power-on password, Setup Security (by help of password utility), HDD Password (for TSETUP), Token(SD) (By help of password utility), Keyboard Lock (by HotKey), Screen Blank (by Hotkey), Screen Saver (by software)

Bios

- TSETUP, APM, ACPI, PnP, VESA, DPMS, DDC, SM BIOS, PC BIOS support

Operating System

- Microsoft® Windows XP Pro** pre-installed (**M30-S350**)
- Microsoft® Windows XP Home** pre-installed (**M30-S3501**)

Additional Software

- Microsoft® Office Small Business 2003** (See Product/Part Numbers below)
- Microsoft® Works
- Microsoft® Office OneNote™
- Intuit® Quicken® New User Edition 2004
- Drag'n Drop CD+DVD Software
- Toshiba Notebook Maximizer
- Norton® AntiVirus™ 2003- w / 3 month subscription
- AOL® (3 -Month offer)

AOL OFFER DETAILS: Availability may be limited, especially during peak times. TO AVOID BEING CHARGED A MONTHLY MEMBERSHIP FEE, SIMPLY CANCEL BEFORE THE THREE-MONTH PROMOTIONAL PERIOD ENDS. Premium services carry surcharges and communication surcharges may apply, including AK, even during promotional period. Members may incur telephone charges on their phone bill, depending on their location and calling plan, even during promotional period. Available to new AOL members in the United States, age 18 or older; a major credit card or checking account is required.

- Adobe® Acrobat Reader
- AT&T® Worldnet® Service – 1 Month FREE

Telephone access and other charges and other terms and conditions may apply. Offer available to new customers only. Offer expires 4/30/04.

- Microsoft Internet Explorer
- Toshiba **ConfigFree™** Software
- Toshiba Custom Utilities
- Toshiba Great Software Offer:** Receive your choice of two software titles. The software selection includes titles from the follow categories: productivity, education/reference, creativity and entertainment

Warranty

- 1 year parts, labor and battery

SelectServ® Warranty Programs

SWP-PEQQ3V	Warranty Extension to 3 Years
SWP-PEGQ3V	3 Year SystemGuard
SWP-PEQX3V	3 Year Depot Express
SWP-PEGX3V	3 Year SystemGuard + Depot Express
SWP-PEQN3V	3 Year Business On-Site Repair; Next Day Business Day Response
SWP-PEGN3V	3 Year SystemGuard + Business On Site Repair, Next Business Day Response

Environmental Specifications

- Temperature:** Operating: 5° to 35°C (41° to 95°F); Non-operating: -20° to 65°C (-4° to 149°F)
- Thermal gradient:** Operating: 15°C per hour maximum; Non-operating: 20°C per hour maximum
- Relative Humidity:** Operating: 20% to 80%; Non-operating: 10% to 90%
- Altitude (relative to sea level):** Operating: -60 to 3000 meters; Non-operating: -60 to 10,000 meters
- Shock:** Operating: 1.5G; Non-operating: 60G
- Vibration:** Operating: 0.25G; Non-operating: 1.0G

Selected Accessories

PA3283U-1ACA	Toshiba 75-Watt Global AC Adapter
PA3331U-1BRS	Toshiba Primary 6-Cell Li-Ion Battery
PA3332U-1BRS	Toshiba Primary High Capacity 12-Cell Li-Ion Battery
PA3091U-1CHG	Toshiba Battery Recharger
PA3109U-1FDD	Toshiba USB External 3.5" Floppy Disk Drive
PA3271U-1BTM	Toshiba Bluetooth™ SD Card II
PA1336U-1NKB	Toshiba USB Keyboard
PA1337U-1NMS	Toshiba USB Optical Scroller Mouse

PAWM10U	Targus Wireless Optical Notebook Mouse
PAEPR090U	Targus Mobile USB 2.0 Port Station

TOSHIBA SD Memory

SD-M6403B3	64MB SD
SD-M1283B3	128MB SD
SD-M2564B3	256MB SD
SD-M5124B3	512MB SD

Kingston Memory

KTT3311/128	128MB Memory Module
KTT3311/256	256MB Memory Module
KTT3311/512	512MB Memory Module
KTT3311/1G	1GB Memory Module

Cases

PA1326U-1NCS	Toshiba Blue BackPack
PA1328U-1NCS	Toshiba Executive Leather
PA1333U-1NCS	Toshiba Executive Nylon
NWCER2	Targus-Noteworthy Excursion Roller Case
NWDEFCL	PORT-NoteWorthy DEFCON Cable Lock

CMS Storage Devices

UABS2-60.0	CMS ABSplus 60GB USB 2.0 Automatic Backup System
ABSPLUS-60.0	CMS ABSplus 60GB PCMCIA Automatic Backup System

* Go to www.accessories.toshiba.com for additional, available accessories

Product/Part Numbers

Satellite M30-S350 (Win XP Pro)	PSM30U-710058
Satellite M30-S3501 (Win XP Home)	PSM30U-710059
Satellite M30 S350 SB (Office Small Business 2003)	PSM30U-710058S

*GB = 1 Billion Bytes

** Central Processing Unit ("CPU") Performance Disclaimer:

CPU performance in your computer product may vary from specifications under the following conditions:

- use of certain external peripheral products
- use of battery power instead of AC power
- use of certain multimedia games or videos with special effects
- use of standard telephone lines or low speed network connections
- use of complex modeling software, such as high end computer aided design applications
- use of computer in areas with low air pressure (high altitude >1,000 meters or >3,280 feet above sea level)
- use of computer at temperatures outside the range of 5°C to 35°C (41°F to 95° F) or >25°C (77°F) at high altitude (all temperature references are approximate).

CPU performance may also vary from specifications due to design configuration.

Under some conditions, your computer product may automatically shut-down. This is a normal protective feature designed to reduce the risk of lost data or damage to the product when used outside recommended conditions. To avoid risk of lost data, always make back-up copies of data by periodically storing it on an external storage medium. For optimum performance, use your computer product only under recommended conditions. Read additional restrictions under "Environmental Conditions" in your product Resource Guide. Contact Toshiba Technical Service and Support for more information.

*** **TFT Display Disclaimer:** Small bright dots may appear on your TFT display when you turn on your PC. Your display contains an extremely large number of thin-filmtransistors (TFT) and is manufactured using high-precision technology. Any small bright dots that may appear on your display are an intrinsic characteristic of the TFT manufacturing technology

**** MobileMark™ is a trademark of the Business Applications Performance Corporation

Return Policy

TAIS does not accept the return of component parts, or bundled software, which have been removed from the PC system. Pro-rata refunds on individual PC components or bundled software, including the operating system, will not be granted. If you wish to return a complete PC system,

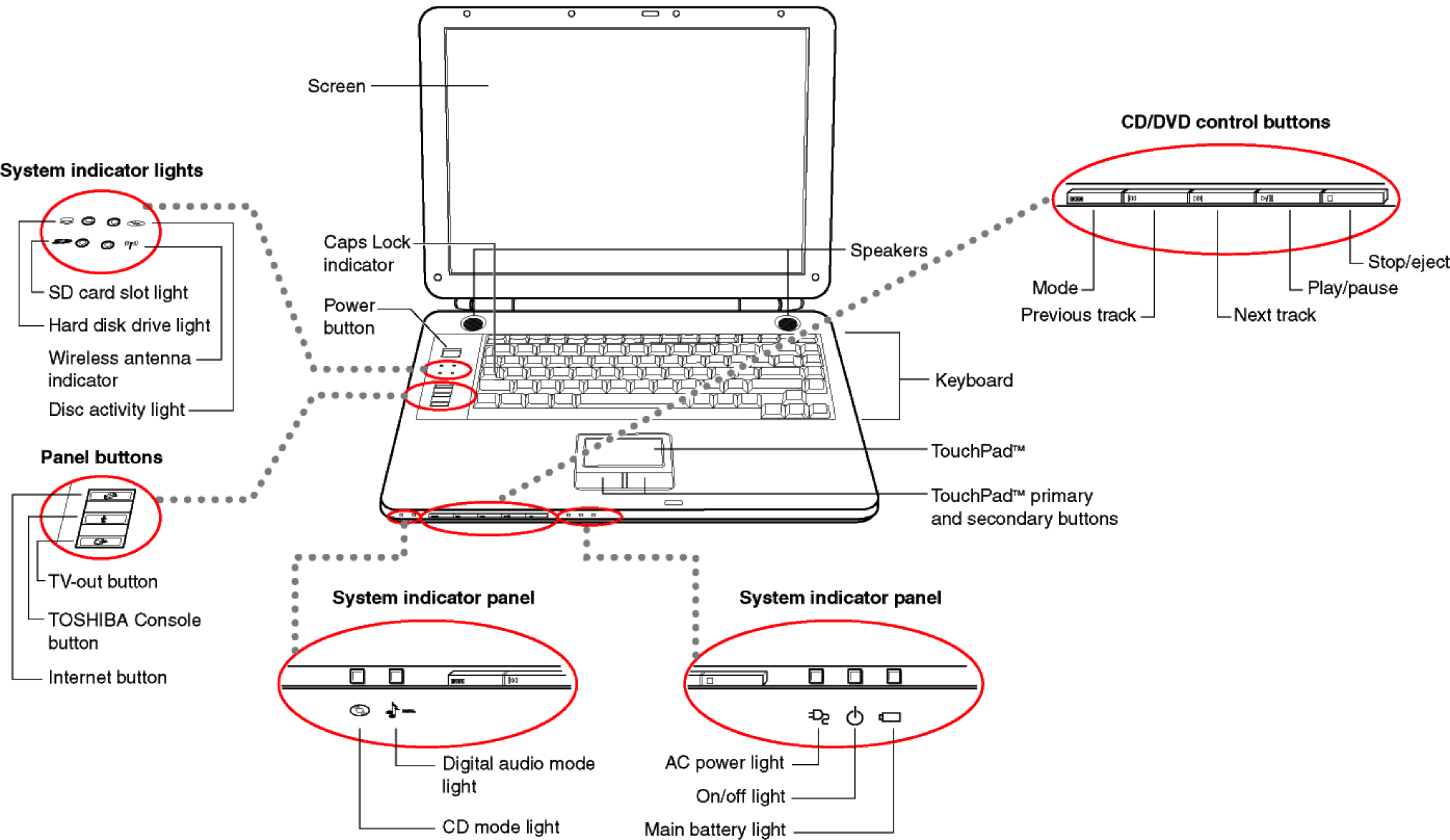
TOSHIBA

contact the TAIS dealer where you purchased the product, and comply with the dealer's standard return policies and procedures.

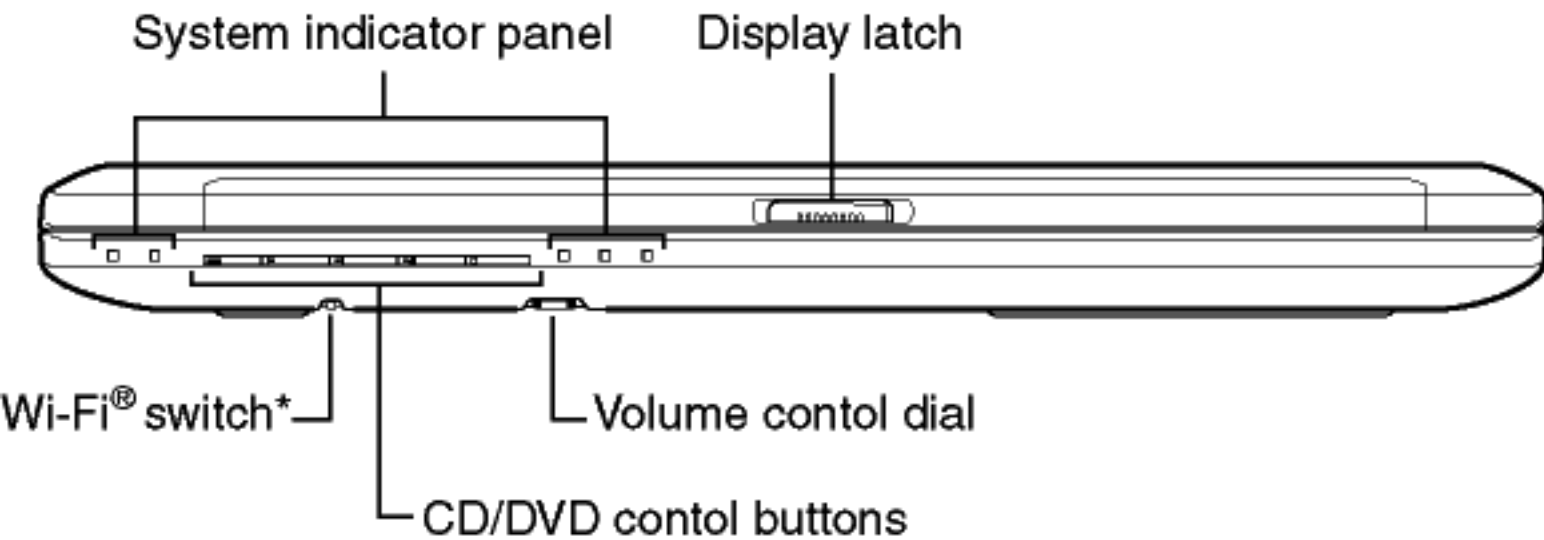
Subject to Change

While Toshiba has made very effort at the time of publication to ensure the accuracy of the information provided herein, product specifications, configurations, prices, system/component/options availability are all subject to change without notice. For the most up-to-date product information about your computer, or to stay current with the various computer software or hardware options, visit Toshiba's Web site at pcsupport.toshiba.com

Front with display open

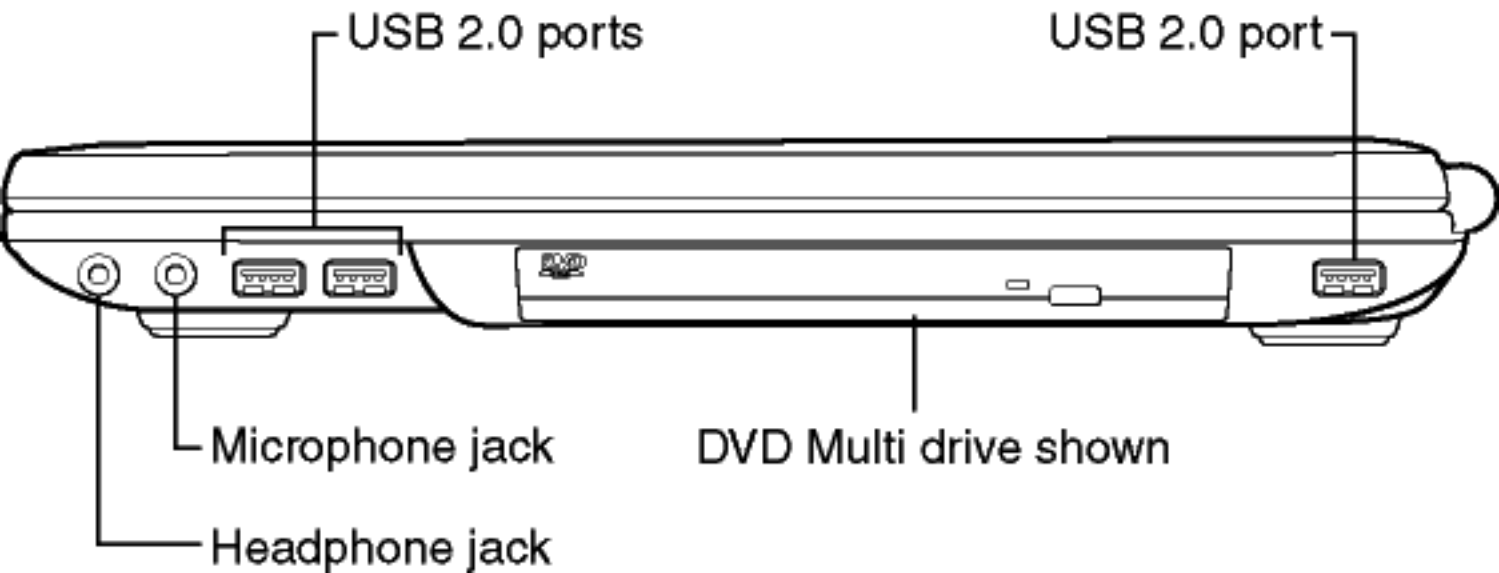


Front with display closed

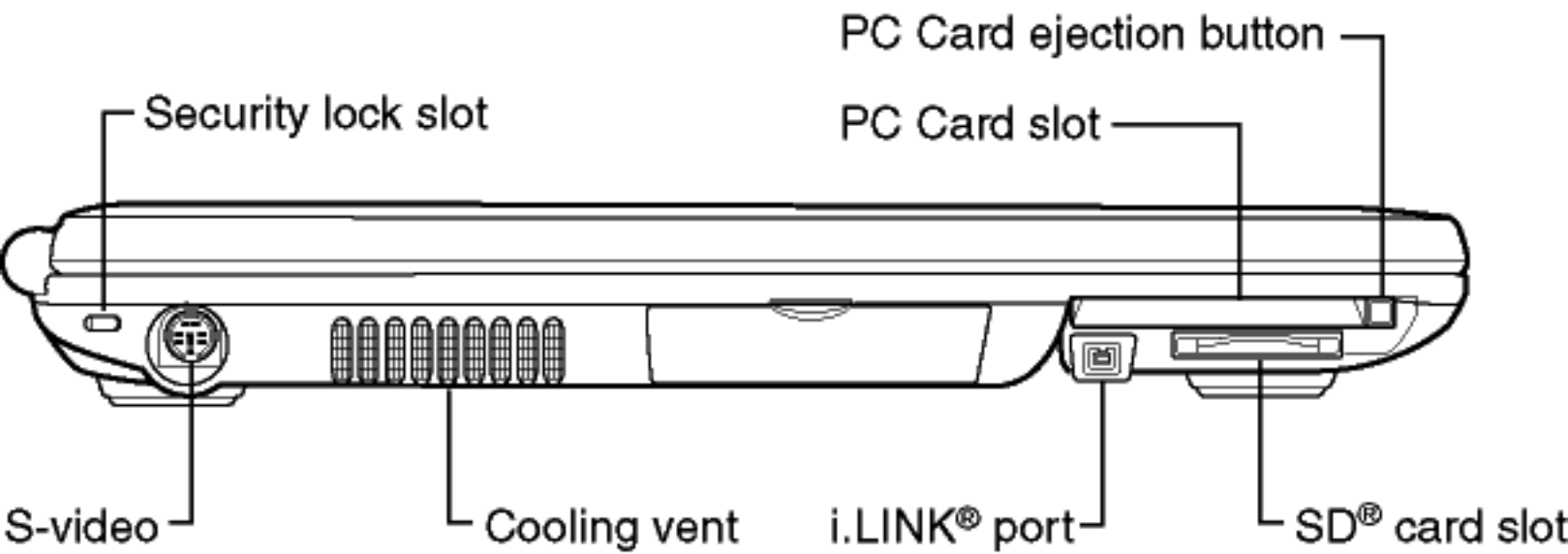


*Functional only on systems with Wi-Fi® installed.

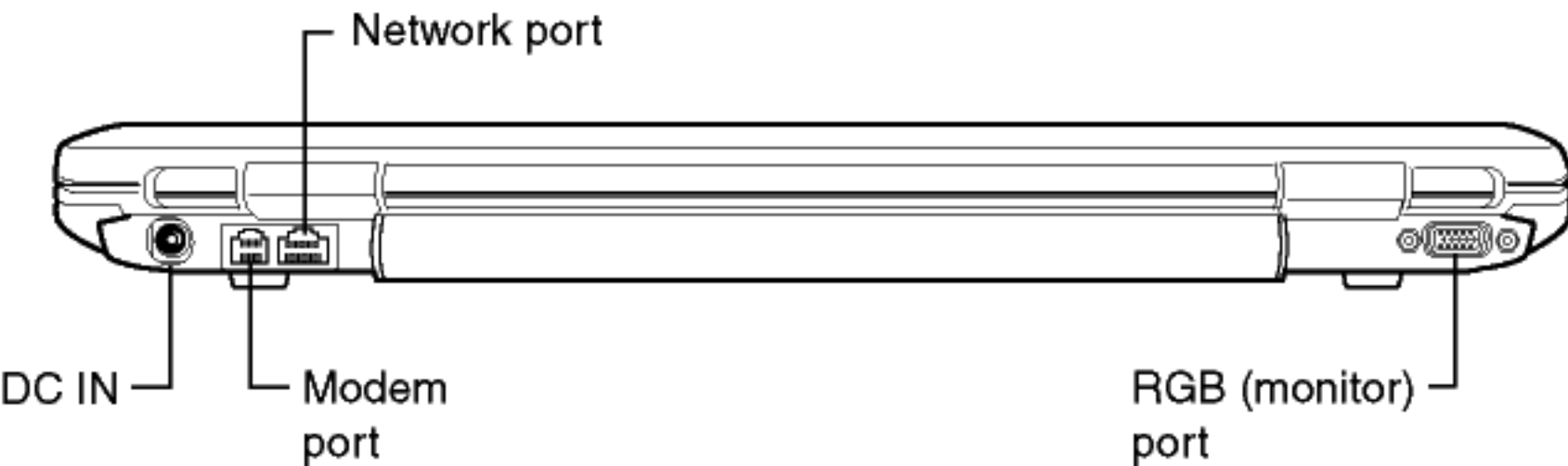
Right side



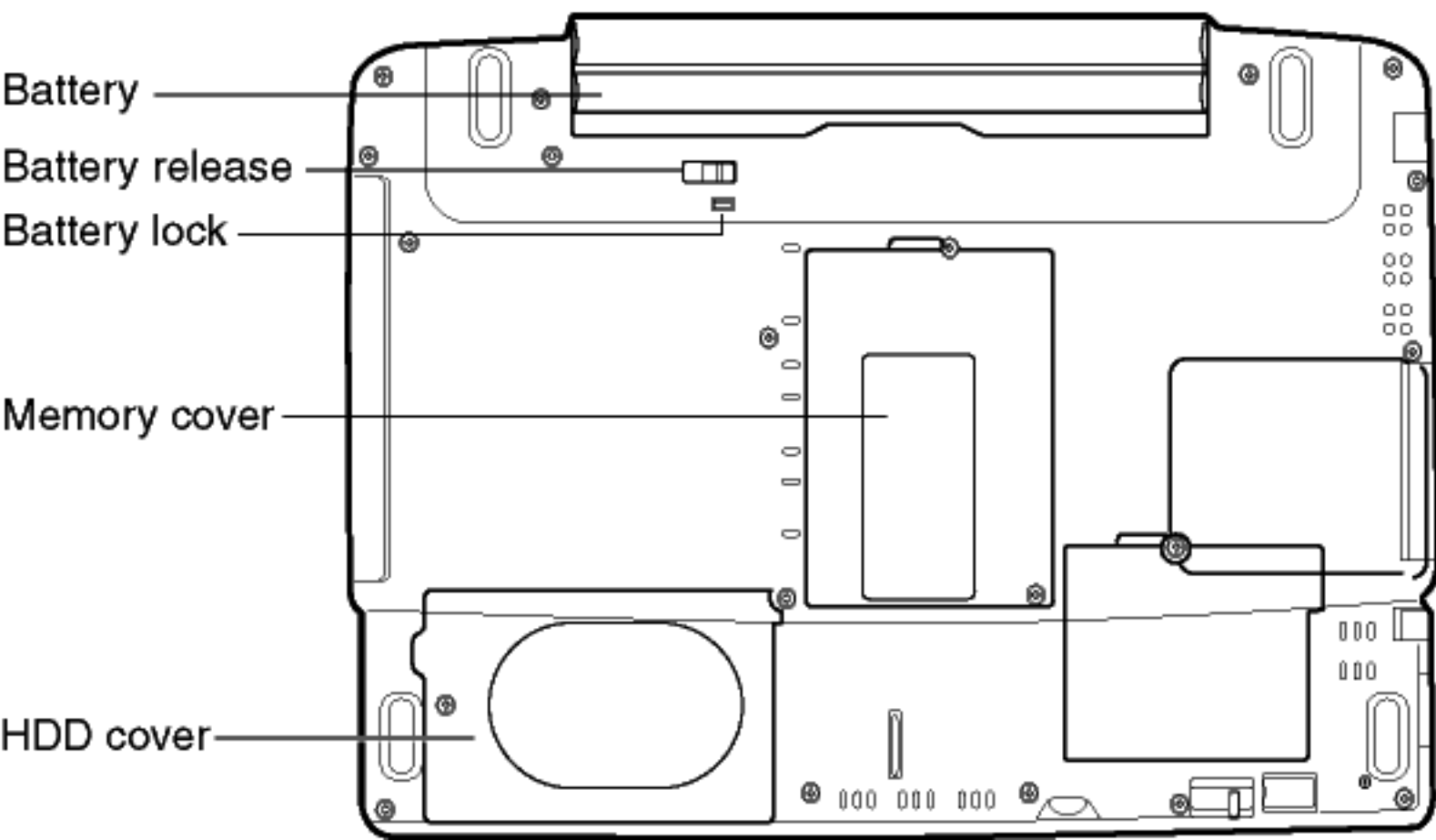
Left side



Back



Underside



TOSHIBA

Satellite® M35 Series

Feature Model(s):

Satellite M35-S320

Pentium M 1500/15.4"WXGA/512MB/60GB/DVD CDRW/ Mdm/LAN/Wi-Fi/WinXP Home

Satellite M35-S3201

Pentium M 1500/15.4"WXGA/512MB/60GB/DVD CDRW/ Mdm/LAN/Wi-Fi/WinXP Pro

Part Numbers

PSM30U-7100QV

PSM30U-7100Q6

Product Highlights

Performance

- 1.50GHz system with Intel® Centrino™ mobile technology**
- 512MB of Main Memory (Expandable to 2048MB)

Slim Design

- 60GB* hard disk drive
- DVD-CDRW Multi-function drive

Great Features

- 15.4" WXGA active-matrix screen display
- NVIDIA® GeForce™ FX Go5200 graphics controller; 32MB DDR external video memory
- Integrated SD (Secure Digital) expansion slot

Get On-Line

- Integrated V.92/56K modem
- Integrated 10/100 Ethernet LAN
- Integrated 802.11g Wireless LAN module

System Characteristics

CPU (See CPU Performance Disclaimer)**

- Intel® Pentium® M processor at 1.50GHz**
- Integrated co-processor

L2 Cache

- 1MB Level 2 cache memory integrated on die
- 400MHz Processor System Bus Clock Speed

Memory

- 512MB (2 DIMM) expandable to 2048MB (Both slots may be occupied)
- Expansion memory: 256MB/512/1024MB, SODIMM, PC2700 DDR
- Data/Address Bus Width: 64bit/32bit
- Intel® 855 Chipset

Mass Storage/Optical Drive

- **Primary Hard Disk Drive:** 60GB* hard disk drive, Enhanced IDE (ATA-5) interface, 4200rpm drive rotation; 9.5mm height, 0.2lbs, Service Removable
- **DVD-CDRW Multi-function drive:** Enhanced IDE (ATA-2) Interface; Maximum speed: CD-R(24x), CD-RW(10x), CD-ROM(24x), DVD-ROM(8x); Compatibility: CD-ROM, CD-R (read/write), CD-RW (read/re-write), DVD-ROM, DVD-R (read only), DVD-RW (read only), DVD Multi (read only); service removable
- Software Decoder: InterVideo (WinDVD®)

Graphics/Video

- 15.4" WXGA active-matrix display***; internal display supports up to 16M colors at 1280 x 800
- NVIDIA GeForce FX Go5200 graphics controller; 32MB DDR external video memory
- AGP bus support; 3D Graphic Accelerator, Digital Video Accelerator
- External Color Support/Refresh rate:
640 x 480; 60/75/85/100Hz Non-Interlaced @16M
800 x 600; 60/75/85/100Hz Non-Interlaced @16M
1024 x 768; 60/75/85/100Hz Non-Interlaced @16M
1280 x 1024; 60/75/85/100Hz Non-Interlaced @16M
1280 x 800; 60/75/85/100Hz Non-Interlaced @16M
1600 x 1200; 60/75/85/100Hz Non-Interlaced @16M
1920 x 1440; 60/75Hz Non-Interlaced @16M
2048 x 1536 60/75Hz Non-Interlaced @16M

Input Devices

- **Keyboard:** Full sized 85 keys with 12 function keys, 2.7mm key stroke, 6mm height; Dedicated Windows® keys support; HotKey function; Integrated TouchPad pointing device with Scroll function (Touchpad)
- **CD Control Function:** Mode Control Switch (CD/DVD/Digital Audio), Previous, Play, Stop, Next, CD Power

- Toshiba Console Button
- Internet Browser Launch Function
- Instant TV-Out Button

Expandability

- 2 Memory slots – Both slots may be occupied
- 1 PC Card slot supports 1 Type II PC Card

Communications

Due to FCC limitations, speeds of 53kbps are the maximum permissible transmission rates during Download. Actual data transmission speeds will vary depending on line conditions

- Integrated V.92/56K modem; Data and fax support
- Integrated 10/100 Ethernet LAN
- Integrated Wireless LAN (Intel® PRO/Wireless 2200BG - 802.11g)

Ports

- ECP parallel printer port
- RGB (monitor) port
- FIR (Infrared) port
- 3 Universal Serial Bus ports (USB)
- TV-Out – (S-Video)
- RJ-45 LAN Port
- RJ-11 modem port
- i.LINK™ (IEEE 1394)
- Secure Digital® (SD) card slot

Physical Description

- Dimensions (LxWxH): 14.2" x 10.6" x 1.4"
- Weight: 6.2lbs
- LED Indicators: Power, Power Save Mode, HDD, CD/DVD-ROM, DC-IN, Caps Lock, Arrow, Numeric, Main Battery Charging Status, System Sleep / Suspend status, SD Card, Wireless Communication switch

Sound

- STAC975051T Codec Chip; Software Sound; 16-bit stereo, full duplex support
- Built-in harman/kardon Stereo Speakers
- Built-in Microphone (monaural); Direct 3D Sound (supported by driver), DirectSound (supported by driver) and DirectMusic (supported by driver); MIDI Support; Sound Volume (by Dial); Ports: External Microphone port, headphone port

Power Supply

- **AC Adapter:** 75W external AC Adapter, 100-240V / 50-60Hz frequency (Universal) input voltage, 15V x 5A Output.
Dimensions (LxWxH): 5.5" x 2.3" x 1.1"
Weight: 0.8lbs
- **Battery Pack:** 6-cell, rechargeable, removable Lithium Ion (Li-Ion) battery; 4400mAh
Dimensions (LxWxH): 7.9" x 1.7" x 0.8"
Weight: 0.7lbs
- Battery Saver (in Windows XP): Stand by, HDD Auto Off, Display Auto Off, Throttling, Hibernation
- Battery life (Main Battery): 3:46H*** / (High Capacity Battery): 7:41**** (Measured by MobileMark™)
- Recharge time (main off/on): 2.75H/5H / (High Capacity off/on): 4.5H/9H

Battery life may vary depending on product model, configuration, applications, power management settings and features utilized. Recharge time varies depending on usage. Battery may not charge while computer is consuming full power. After a period of time, the battery will lose its ability to perform at maximum capacity and will need to be replaced. This is normal for all batteries. To purchase a new battery pack or see information on accessories shipping with your computer, visit the Toshiba website at accessories.toshiba.com.

Security

- Slot for computer lock, Main Battery Pack (sliding lock), HDD and memory (by two screws), User Power-on password, Setup Security (by help of password utility), HDD Password (for

TOSHIBA

TSETUP), Token(SD) (By help of password utility), Keyboard Lock (by HotKey), Screen Blank (by Hotkey), Screen Saver (by software)

Bios

- TSETUP, APM, ACPI, PnP, VESA, DPMS, DDC, SM BIOS, PC BIOS support

Operating System

- **Microsoft® Windows XP Home** pre-installed (M35-S320)
- **Microsoft® Windows XP Pro** pre-installed (M35-S3201)

Additional Software

- **Microsoft® Works**
- **Microsoft® Office OneNote™**
- InterVideo® Win-DVD Creator Plus
- ArcSoft ShowBiz® Ver 1.3
- Intuit® Quicken® New User Edition 2004
- Drag'n Drop CD+DVD Software
- Toshiba Notebook Maximizer
- Norton® AntiVirus™ 2003- w / 3 month subscription
- AOL® (3 -Month offer)

AOL OFFER DETAILS: Availability may be limited, especially during peak times. TO AVOID BEING CHARGED A MONTHLY MEMBERSHIP FEE, SIMPLY CANCEL BEFORE THE THREE-MONTH PROMOTIONAL PERIOD ENDS. Premium services carry surcharges and communication surcharges may apply, including AK, even during promotional period. Members may incur telephone charges on their phone bill, depending on their location and calling plan, even during promotional period. Available to new AOL members in the United States, age 18 or older; a major credit card or checking account is required

- Adobe® Acrobat Reader
- AT&T® Worldnet® Service – 1 Month FREE

Telephone access and other charges and other terms and conditions may apply. Offer available to new customers only. Offer expires 4/30/04.

- Microsoft Internet Explorer
- Toshiba [ConfigFree™](#) Software
- Toshiba Custom Utilities

• [Toshiba Great Software Offer](#): Receive your choice of two software titles. The software selection includes titles from the following categories: productivity, education/reference, creativity and entertainment

Warranty

- 1 year parts, labor and battery

SelectServ® Warranty Programs

SWP-PEQQ3V	Warranty Extension to 3 Years
SWP-PEGQ3V	3 Year SystemGuard
SWP-PEQX3V	3 Year Depot Express
SWP-PEGX3V	3 Year SystemGuard + Depot Express
SWP-PEQN3V	3 Year Business On-Site Repair; Next Day Business Day Response
SWP-PEGN3V	3 Year SystemGuard + Business On Site Repair, Next Business Day Response

Environmental Specifications

- **Temperature:** Operating: 5° to 35°C (41° to 95°F); Non-operating: -20° to 65°C (-4° to 149°F)
- **Thermal gradient:** Operating: 15°C per hour maximum; Non-operating: 20°C per hour maximum
- **Relative Humidity:** Operating: 20% to 80%; Non-operating: 10% to 90%
- **Altitude (relative to sea level):** Operating: -60 to 3000 meters; Non-operating: -60 to 10,000 meters
- **Shock:** Operating: 7.5G; Non-operating: 60G
- **Vibration:** Operating: 0.2G; Non-operating: 1.0G

Selected Accessories

PA3283U-1ACA	Toshiba 75-Watt Global AC Adapter
PA3331U-1BRS	Toshiba Primary 6-Cell Li-Ion Battery
PA3332U-1BRS	Toshiba Primary High Capacity 12-Cell Li-Ion Battery
PA3091U-1CHG	Toshiba Battery Recharger
PA3109U-1FDD	Toshiba USB External 3.5" Floppy Disk Drive
PA3271U-1BTM	Toshiba Bluetooth™ SD Card II
PA1336U-1NKB	Toshiba USB Keyboard
PA1337U-1NMS	Toshiba USB Optical Scroller Mouse
PAWM10U	Targus Wireless Optical Notebook Mouse
PAEPR090U	Targus Mobile USB 2.0 Port Station

TOSHIBA SD Memory

SD-M6403B3 64MB SD

Toshiba America Information Systems Inc. ("TAIS") shall not be liable for damages of any kind for use of this information, which is subject to change without notice. Copyright 2004 TAIS satellite_M35-S320.doc Created on 2/24/2004 3:53 PM Rev. 1.0

SD-M1283B3	128MB SD
SD-M2564B3	256MB SD
SD-M5124B3	512MB SD

Kingston Memory

KTT3311/128	128MB Memory Module
KTT3311/256	256MB Memory Module
KTT3311/512	512MB Memory Module
KTT3311/1G	1GB Memory Module

Cases

PA1326U-1NCS	Toshiba Blue BackPack
PA1328U-1NCS	Toshiba Executive Leather
PA1333U-1NCS	Toshiba Executive Nylon
NWCER2	Targus-Noteworthy Excursion Roller Case
NWDEFCL	PORT-NoteWorthy DEFCON Cable Lock

CMS Storage Devices

UABS2-60.0	CMS ABSplus 60GB USB 2.0 Automatic Backup System
ABSPLUS-60.0	CMS ABSplus 60GB PCMCIA Automatic Backup System

* Go to www.accessories.toshiba.com for additional, available accessories

Product/Part Numbers

Satellite M30-S350 (Win XP Pro)	PSM30U-710058
Satellite M30-S3501 (Win XP Home)	PSM30U-710059
Satellite M30 S350 SB (Office Small Business 2003)	PSM30U-710058S

*GB = 1 Billion Bytes

** Central Processing Unit ("CPU") Performance Disclaimer:

CPU performance in your computer product may vary from specifications under the following conditions:

- use of certain external peripheral products
- use of battery power instead of AC power
- use of certain multimedia games or videos with special effects
- use of standard telephone lines or low speed network connections
- use of complex modeling software, such as high end computer aided design applications
- use of computer in areas with low air pressure (high altitude >1,000 meters or >3,280 feet above sea level)
- use of computer at temperatures outside the range of 5°C to 35°C (41°F to 95° F) or >25°C (77°F) at high altitude (all temperature references are approximate).

CPU performance may also vary from specifications due to design configuration.

Under some conditions, your computer product may automatically shut-down. This is a normal protective feature designed to reduce the risk of lost data or damage to the product when used outside recommended conditions. To avoid risk of lost data, always make back-up copies of data by periodically storing it on an external storage medium. For optimum performance, use your computer product only under recommended conditions. Read additional restrictions under "Environmental Conditions" in your product Resource Guide. Contact Toshiba Technical Service and Support for more information.

*** **TFT Display Disclaimer:** Small bright dots may appear on your TFT display when you turn on your PC. Your display contains an extremely large number of thin-filmtransistors (TFT) and is manufactured using high-precision technology. Any small bright dots that may appear on your display are an intrinsic characteristic of the TFT manufacturing technology

**** MobileMark™ is a trademark of the Business Applications Performance Corporation

Return Policy

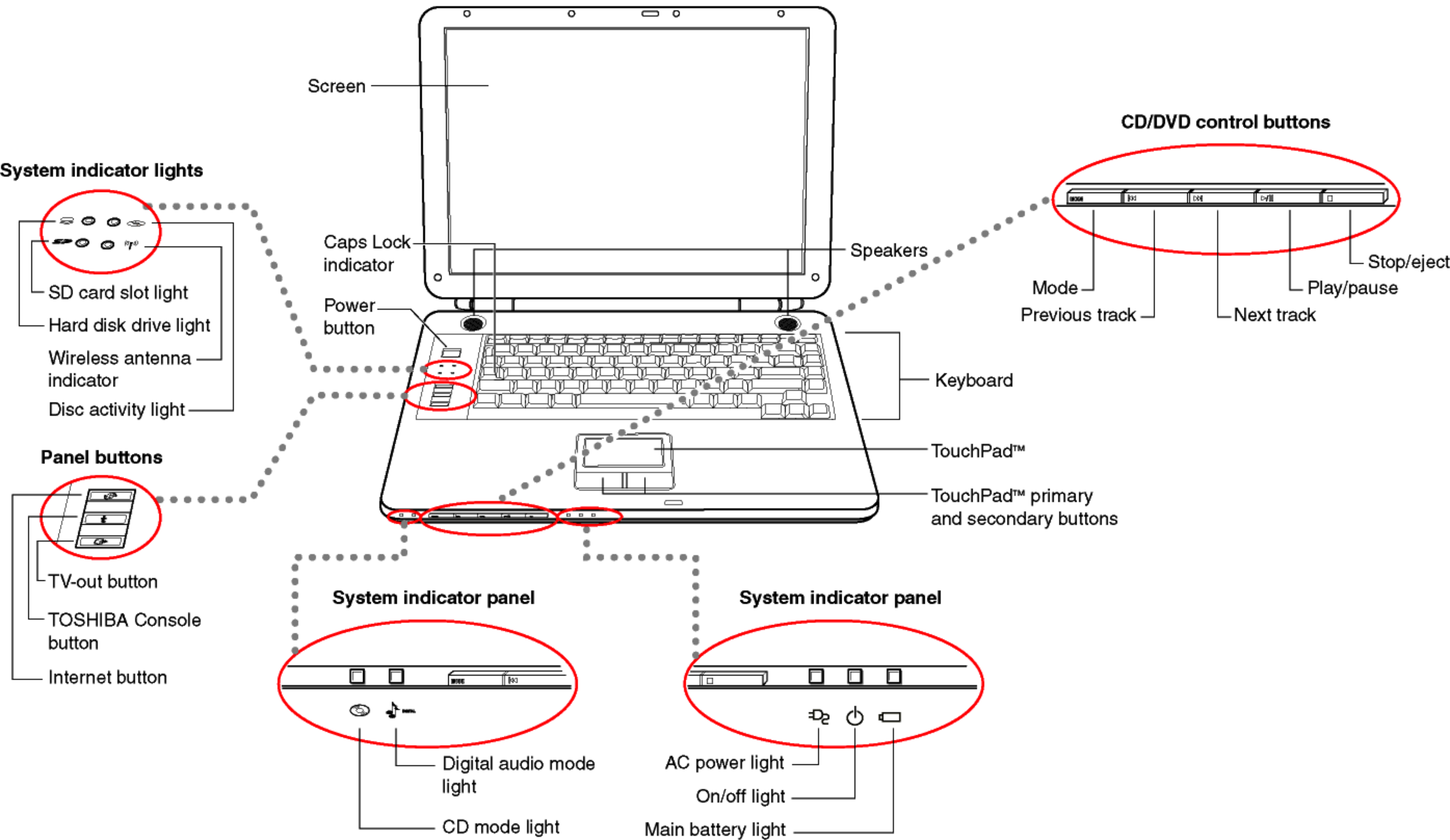
TAIS does not accept the return of component parts, or bundled software, which have been removed from the PC system. Pro-rata refunds on individual PC components or bundled software, including the operating system, will not be granted. If you wish to return a complete PC system, contact the TAIS dealer where you purchased the product, and comply with the dealer's standard return policies and procedures.

TOSHIBA

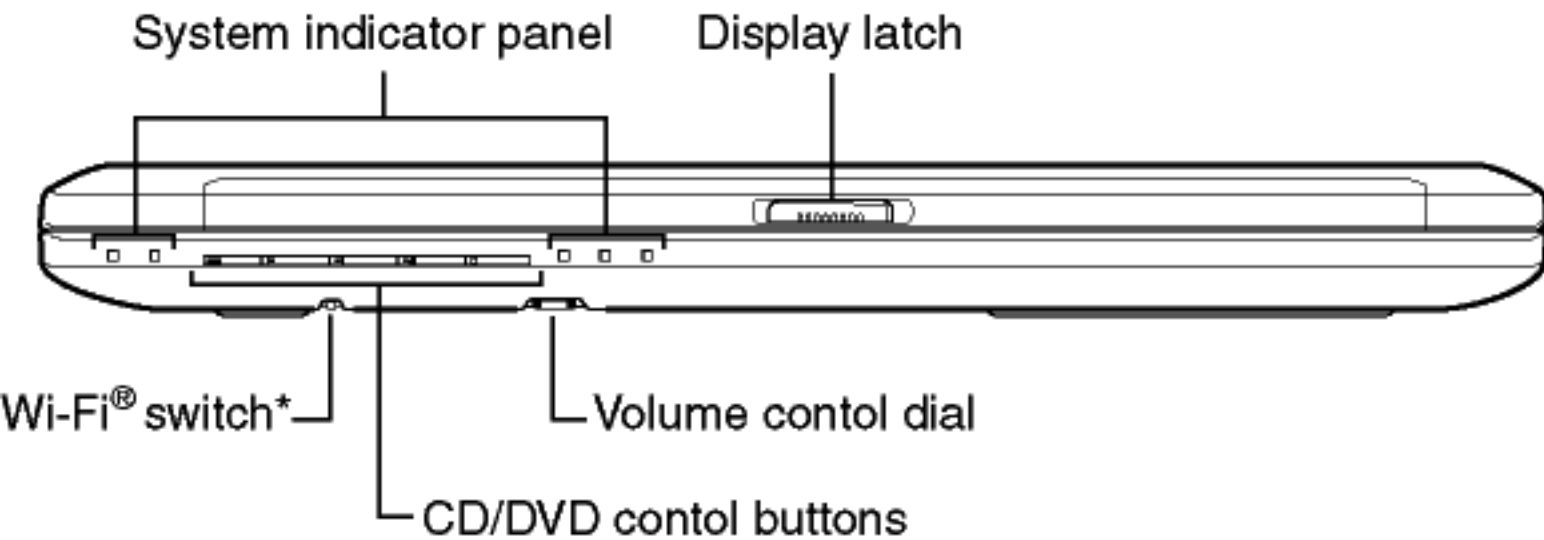
Subject to Change

While Toshiba has made very effort at the time of publication to ensure the accuracy of the information provided herein, product specifications, configurations, prices, system/component/options availability are all subject to change without notice. For the most up-to-date product information about your computer, or to stay current with the various computer software or hardware options, visit Toshiba's Web site at pcsupport.toshiba.com

Front with display open

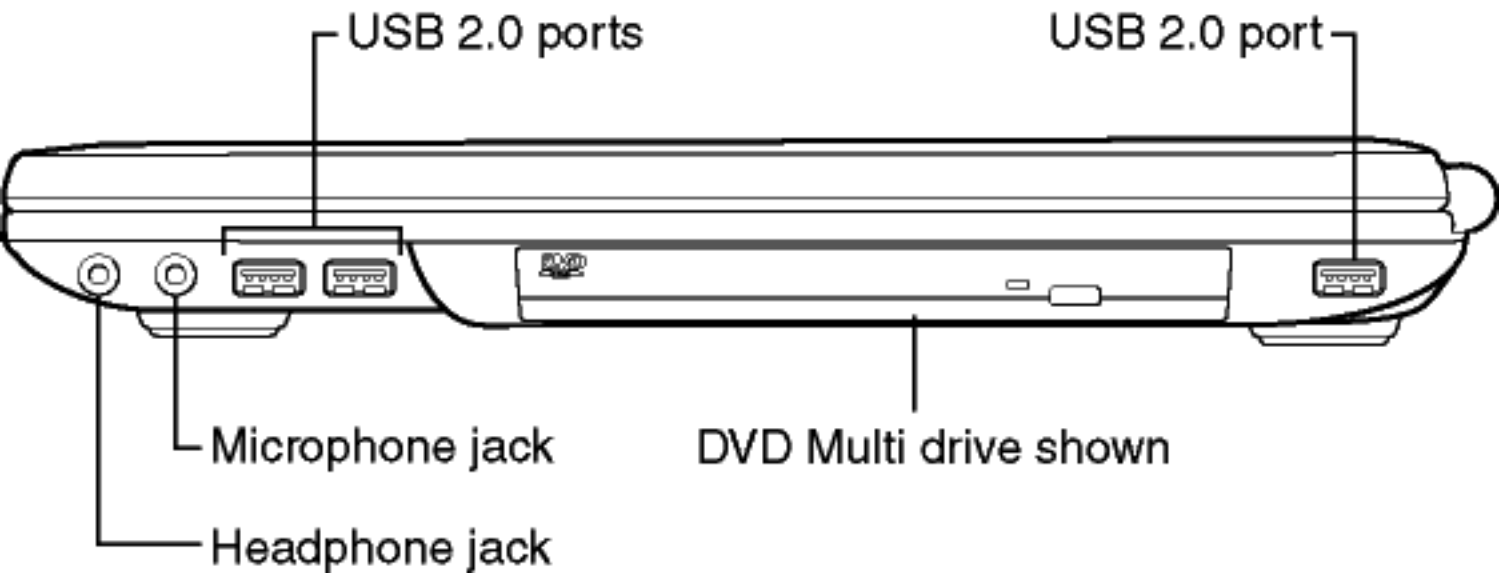


Front with display closed

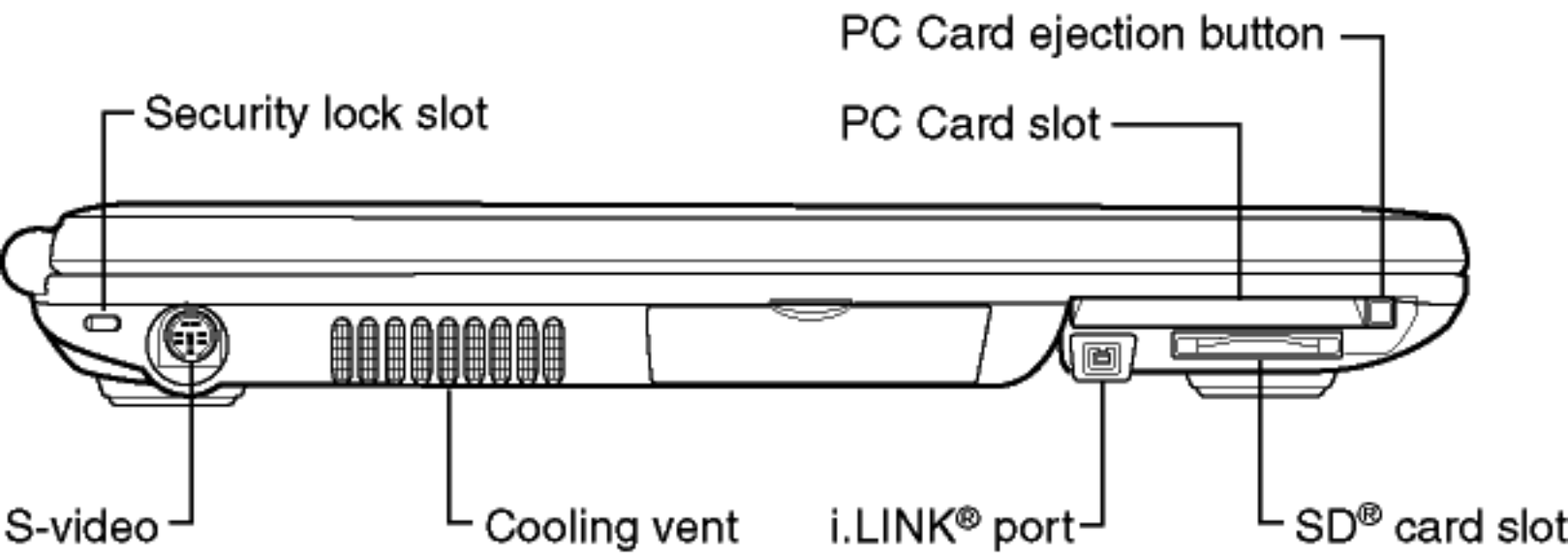


*Functional only on systems with Wi-Fi® installed.

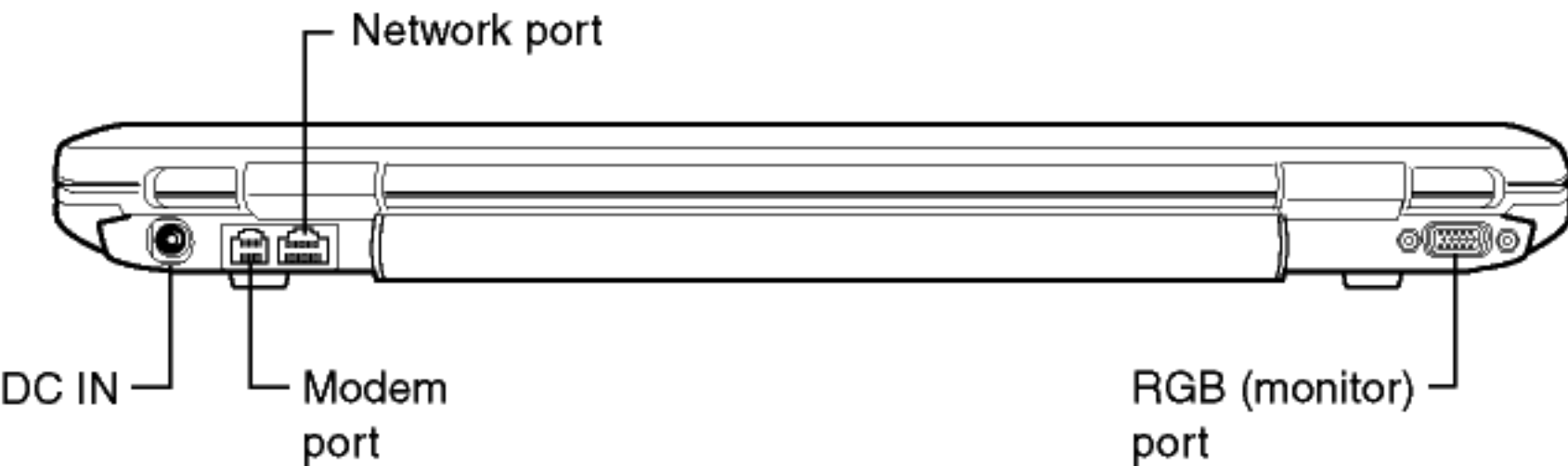
Right side



Left side



Back



Underside

