

# TOSHIBA

## Satellite® M30 Series

### Feature Model(s):

#### Satellite M30-S309

Pentium M 1400/15.4"WXGA/256MB/40GB/DVD-CDRW/Mdm/LAN/Wi-Fi/WinXP Pro

#### Satellite M30-S3091

Pentium M 1400/15.4"WXGA/256MB/40GB/DVD-CDRW/Mdm/LAN/Wi-Fi/WinXP Home

#### M30 Small Business Series

Pentium M 1400/15.4"WXGA/256MB/40GB/DVD-CDRW/Mdm/LAN/Wi-Fi/WinXP Pro/Office XP 2003 SB

### Part Numbers

PSM30U-0QKJ18

PSM30U-0QKJ19

PSM30U-0QKJ18S

## Product Highlights

### Performance

- 1.40GHz system with Intel® Centrino™ mobile technology\*\*
- 256MB of Main Memory (Expandable to 2048MB)

### Slim Select Bay design

- 40GB\* hard disk drive
- DVD-ROM/CDRW multi-function drive

### Great Features

- 15.4" WXGA active-matrix screen display
- NVIDIA® GeForce™ FX Go5200 graphics controller; 32MB DDR external video memory
- Integrated SD (Secure Digital) expansion slot

### Get On-Line

- Integrated V.92/56K modem
- Integrated 10/100 Ethernet LAN
- Integrated 802.11b Wireless LAN module

## System Characteristics

**CPU** (See CPU Performance Disclaimer)\*\*

- Intel® Pentium® M processor at 1.40GHz\*\*
- Integrated co-processor

### L2 Cache

- 1MB Level 2 cache memory integrated on die
- 400MHz Processor System Bus Clock Speed

### Memory

- 256MB (1 DIMM) expandable to 2048MB (Both slots may be occupied)
- Expansion memory: 128MB/256MB/512/1024MB, SODIMM, PC2700 DDR
- **Data/Address Bus Width:** 64bit/32bit
- Intel® 855 Chipset

### Mass Storage/Optical Drive

- **Primary Hard Disk Drive:** 40GB\* hard disk drives, Enhanced IDE (ATA-5) interface, 4200rpm drive rotation; 9.5mm height, 0.2lbs, Service Removable
- **DVD-ROM/CDRW:** Enhanced IDE (ATAPI) Interface; Maximum speed: CD-R(24x), CD-RW(10x), CD-ROM(24x), DVD-ROM(8x); Compatibility: CD-ROM, CD-R (read/write), CD-RW (read/re-write), DVD-ROM, DVD-R (read only), DVD-RW (read only), DVD Multi (read only); user removable
- Software Decoder: InterVideo (WinDVD®)

### Graphics/Video

- 15.4" WXGA active-matrix display; internal display supports up to 16M colors at 1280 x 800
- NVIDIA GeForce FX Go5200 graphics controller; 32MB DDR external video memory
- AGP bus support; Direct 3D support; DirectVideo and DirectMPEG External Color Support/Refresh rate: (Non-Interlaced @16M)  
640 x 480; 60/75/85/100Hz  
800 x 600; 60/75/85/100Hz  
1024 x 768; 60/75/85/100Hz  
1280 x 1024; 60/75/85/100Hz  
1600 x 1200; 60/75/85/100Hz  
1920 x 1440; 60/75Hz  
2048 x 1536 60Hz

### Input Devices

- **Keyboard:** Full sized 85 keys with 12 function keys, 2.7mm key stroke, 6mm height; Dedicated Windows® keys support; HotKey function; Integrated **TouchPad** pointing device with Scroll function (Touchpad)
- **CD Control Function:** Mode Control Switch (CD/DVD/Digital Audio), Previous, Play, Stop, Next, CD Power
- **Toshiba Console Button**

- **Internet Browser Launch Function**
- **Instant TV-Out Button**

### Expandability

- 2 Memory slots – Both slots may be occupied
- 1 PC Card slot supports 1 Type II PC Card

### Communications

- Integrated V.92/56K modem; Data and fax support
  - Integrated 10/100 Ethernet LAN
  - Integrated Wireless LAN (Intel® PRO/Wireless 2100 -802.11b)
- Due to FCC limitations, speeds of 53kbps are the maximum permissible transmission rates during Download. Actual data transmission speeds will vary depending on line conditions.

### Ports

- ECP parallel printer port
- RGB (monitor) port
- FIR (Infrared) port
- 3 Universal Serial Bus ports (USB)
- TV-Out – (S-Video)
- RJ-45 LAN Port
- RJ-11 modem port
- i.LINK™ (IEEE 1394)
- Secure Digital (SD) card slot

### Physical Description

- Dimensions (LxWxH): 14.1" x 10.6" x 1.4"
- Weight: 6.2lbs
- LED Indicators: Power, Power Save Mode, HDD, 2<sup>nd</sup> HDD (SelectBay), CD/DVD-ROM (SelectBay), DC-IN, Caps Lock, Arrow, Numeric, Main Battery Charging Status, 2<sup>nd</sup> Battery Charging Status, System Sleep / Suspend status, SD Card, Wireless Communication switch

### Sound

- STAC975051T Codec Chip; Software Sound; 16-bit stereo, full duplex support
- Built-in harman/kardon® Stereo Speakers
- Built-in Microphone (monaural); Direct 3D Sound (supported by driver), DirectSound (supported by driver) and DirectMusic (supported by driver); MIDI Support; Sound Volume (by Dial);  
**Ports:** External Microphone port, headphone port

### Power Supply

- **AC Adapter:** 75W external AC Adapter, 100-240V / 50-60Hz frequency (Universal) input voltage, 15V x 5A Output.  
**Dimensions (LxWxH):** 5.5" x 2.3" x 1.1"  
**Weight:** 0.8lbs
- **Battery Pack:** 6-cell, rechargeable, removable Lithium Ion (Li-Ion) battery; 4400mAh  
**Dimensions (LxWxH):** 7.9" x 1.7" x 0.8"  
**Weight:** 0.7lbs
- Battery Saver (in Windows XP): Stand by, HDD Auto Off, Display Auto Off, Throttling, Hibernation
- Battery life (main batt/main high capacity battery): 3:51H/7:38  
\*\*\* (Measured by MobileMark™)
- Recharge time (main off/on/main high capacity battery off/on): 2.75H/5H / 4.5H/9H

Battery life may vary depending on product model, configuration, applications, power management settings and features utilized. Recharge time varies depending on usage. Battery may not charge while computer is consuming full power. After a period of time, the battery will lose its ability to perform at maximum capacity and will need to be replaced. This is normal for all batteries. To purchase a new battery pack or see information on accessories shipping with your computer, visit the Toshiba website at [www.accessories.toshiba.com](http://www.accessories.toshiba.com)

### Security

- Slot for computer lock, PC Card (screw only), Main Battery Pack (sliding lock), HDD and memory (by screw only), Selectable Bay

# TOSHIBA

Device (by screw), User Power-on password, Setup Security (by help of SVPW utility), CPU serial No. security (By help of SVPW utility), HDD Password (for both Primary and 2<sup>nd</sup> HDD; By help of HDD password setup utility), Keyboard Lock (by HotKey), Screen Blank (by Hotkey), Screen Saver (by software)

## Bios

- APM, ACPI, PnP, VESA, DPMS, DDC, SM BIOS, PC BIOS support

## Operating System

- **Microsoft® Windows XP Pro** pre-installed (**M30-S309**)
- **Microsoft® Windows XP Home** pre-installed (**M30-S3091**)
- Windows 2000 component drivers on the web

## Additional Software

- **Microsoft® Works**
- **Microsoft® Office 2003 Small Business** (See Product/Part Numbers below)
- Microsoft® Office OneNote™ 2003
- Toshiba Notebook Maximizer
- Intuit® Quicken® New User Edition 2003
- Norton® AntiVirus™ 2003- w / 3 month subscription
- AOL® (3 -Month offer)

AOL OFFER DETAILS: Availability may be limited, especially during peak times. TO AVOID BEING CHARGED A MONTHLY MEMBERSHIP FEE, SIMPLY CANCEL BEFORE THE THREE-MONTH PROMOTIONAL PERIOD ENDS. Premium services carry surcharges and communication surcharges may apply, including AK, even during promotional period. Members may incur telephone charges on their phone bill, depending on their location and calling plan, even during promotional period. Available to new AOL members in the United States, age 18 or older; a major credit card or checking account is required

- Adobe® Acrobat Reader
- AT&T® Worldnet® Service – 1 Month FREE

Telephone access and other charges and other terms and conditions may apply. Offer available to new customers only. Offer expires 4/30/04.

- Microsoft Internet Explorer
- Toshiba ConfigFree™ Software
- Toshiba Custom Utilities
- Satellite Pro Series Online Documentation
- **Toshiba Great Software Offer:** Receive your choice of two software titles. The software selection includes titles from the follow

categories; productivity, education/reference, creativity and entertainment

## Warranty

- 1 year parts, labor and battery

## SelectServ® Warranty Programs

SWP-PEQQ3V	Warranty Extension to 3 Years
SWP-PEGQ3V	3 Year SystemGuard
SWP-PEQX3V	3 Year Depot Express
SWP-PEGX3V	3 Year SystemGuard + Depot Express
SWP-PEQN3V	3 Year Business On-Site Repair; Next Day Business Day Response
SWP-PEGN3V	3 Year SystemGuard + Business On Site Repair, Next Business Day Response

## Environmental Specifications

- **Temperature:** Operating: 5° to 35°C (41° to 95°F); Non-operating: -20° to 65°C (-4° to 149°F)
- **Thermal gradient:** Operating: 15°C per hour maximum; Non-operating: 20°C per hour maximum
- **Relative Humidity:** Operating: 20% to 80%; Non-operating: 10% to 90%
- **Altitude (relative to sea level):** Operating: -60 to 3000 meters; Non-operating: -60 to 10,000 meters
- **Shock:** Operating: 1.5G; Non-operating: 60G
- **Vibration:** Operating: 0.25G; Non-operating: 1.0G

## Selected Accessories

### Toshiba Accessories

PA3283U-1ACA	Global AC Adapter
PA3331U-1BRS	Battery Pack 6 Cell
PA3332U-1BRS	Battery Pack 12 Cell
PA3091U-1CHG	Battery Charger
PA3109U-1FDD	USB Floppy Disk Drive
PA3271U-1BTM	Toshiba Bluetooth SD Card
PA3298U-1MPC	Wireless LAN Card (Atheros 802.11a/g)

### TOSHIBA SD Memory

SD-M3203B3	32MB SD
------------	---------

Toshiba America Information Systems Inc. ("TAIS") shall not be liable for damages of any kind for use of this information, which is subject to change without notice. Copyright 2004 TAIS satellite\_M30-S309.doc Created on 9/22/2003 11:11 AM Rev. 1.2a Page 2 of 2

SD-M6403B3	64MB SD
SD-M1283B3	128MB SD
SD-M5124B3	512MB SD

### Kingston Memory

KTT3311/128	128MB Memory Module
KTT3311/256	256MB Memory Module
KTT3311/512	512MB Memory Module

### Cases

PA1326U-1NCS	Toshiba Blue BackPack
PA1328U-1NCS	Toshiba Executive Leather
PA1333U-1NCS	Toshiba Executive Nylon
NWCGV1	Targus Ambassador Case
NWCEB2	Targus Expedition Backpack
PA1318U-1NCS	Kenneth Cole Leather Roller

\* Go to [www.accessories.toshiba.com](http://www.accessories.toshiba.com) for additional, available accessories

### Product/Part Numbers

Satellite M30-S309 (Win XP Pro)	PSM30U-0QKJ18
Satellite M30-S3091 (Win XP Home)	PSM30U-0QKJ19
Satellite M30 Small Business 2003	PSM30U-0QKJ18S

\*GB = 1 Billion Bytes

### \*\* Central Processing Unit ("CPU") Performance Disclaimer:

CPU performance in your computer product may vary from specifications under the following conditions:

- use of certain external peripheral products
- use of battery power instead of AC power
- use of certain multimedia games or videos with special effects
- use of standard telephone lines or low speed network connections
- use of complex modeling software, such as high end computer aided design applications
- use of computer in areas with low air pressure (high altitude >1,000 meters or >3,280 feet above sea level)
- use of computer at temperatures outside the range of 5°C to 35°C (41°F to 95° F) or >25°C (77°F) at high altitude (all temperature references are approximate).

CPU performance may also vary from specifications due to design configuration

Under some conditions, your computer product may automatically shut-down. This is a normal protective feature designed to reduce the risk of lost data or damage to the product when used outside recommended conditions. To avoid risk of lost data, always make back-up copies of data by periodically storing it on an external storage medium. For optimum performance, use your computer product only under recommended conditions. Read additional restrictions under "Environmental Conditions" in your product Resource Guide. Contact Toshiba Technical Service and Support for more information.

\*\*\* MobileMark™ is a trademark of the Business Applications Performance Corporation

\*\*\*\* **TFT Display Disclaimer:** Small bright dots may appear on your TFT display when you turn on your PC. Your display contains an extremely large number of thin-filmtransistors (TFT) and is manufactured using high-precision technology. Any small bright dots that may appear on your display are an intrinsic characteristic of the TFT manufacturing technology.

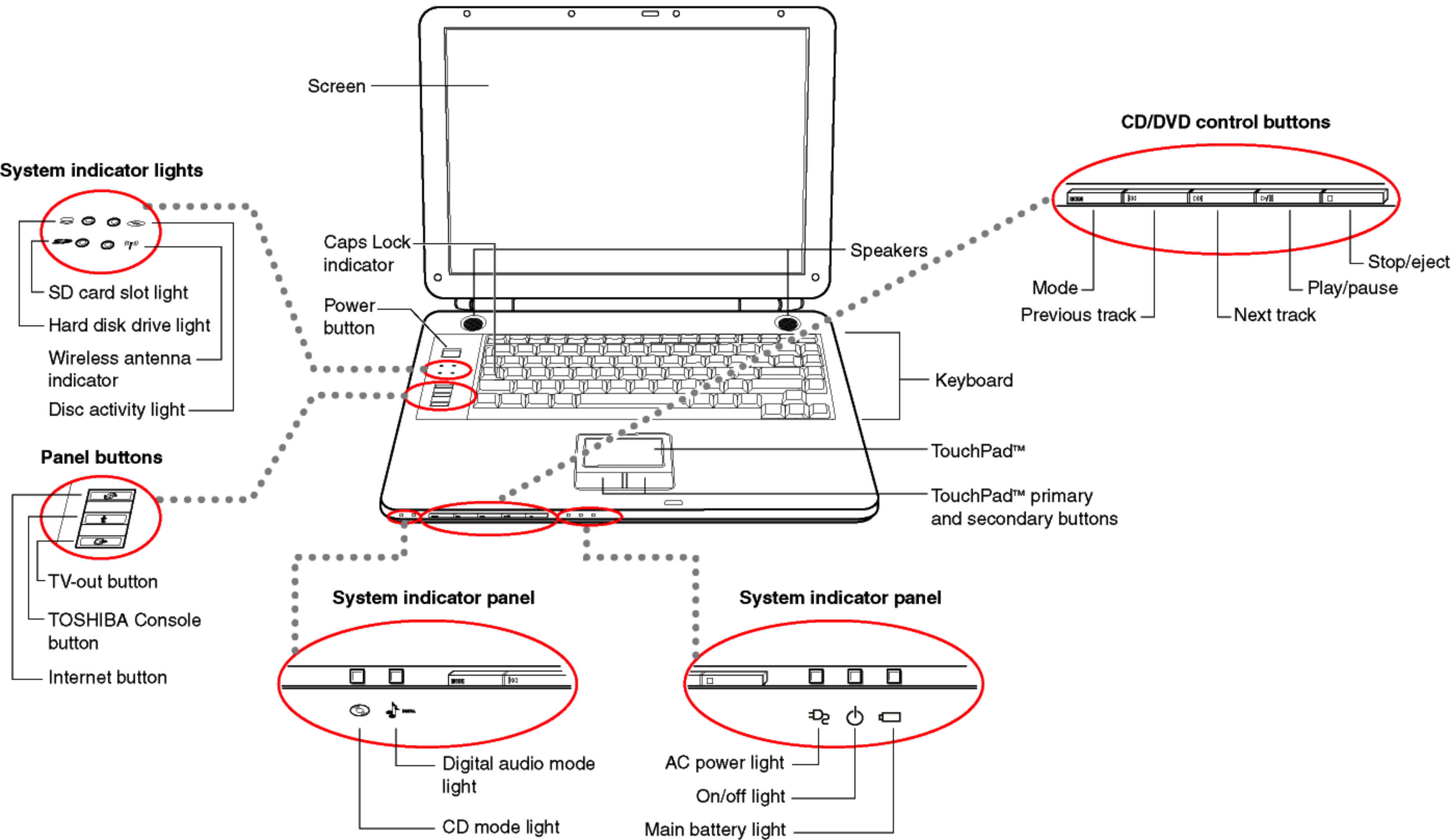
### Return Policy

TAIS does not accept the return of component parts, or bundled software, which have been removed from the PC system. Pro-rata refunds on individual PC components or bundled software, including the operating system, will not be granted. If you wish to return a complete PC system, contact the TAIS dealer where you purchased the product, and comply with the dealer's standard return policies and procedures.

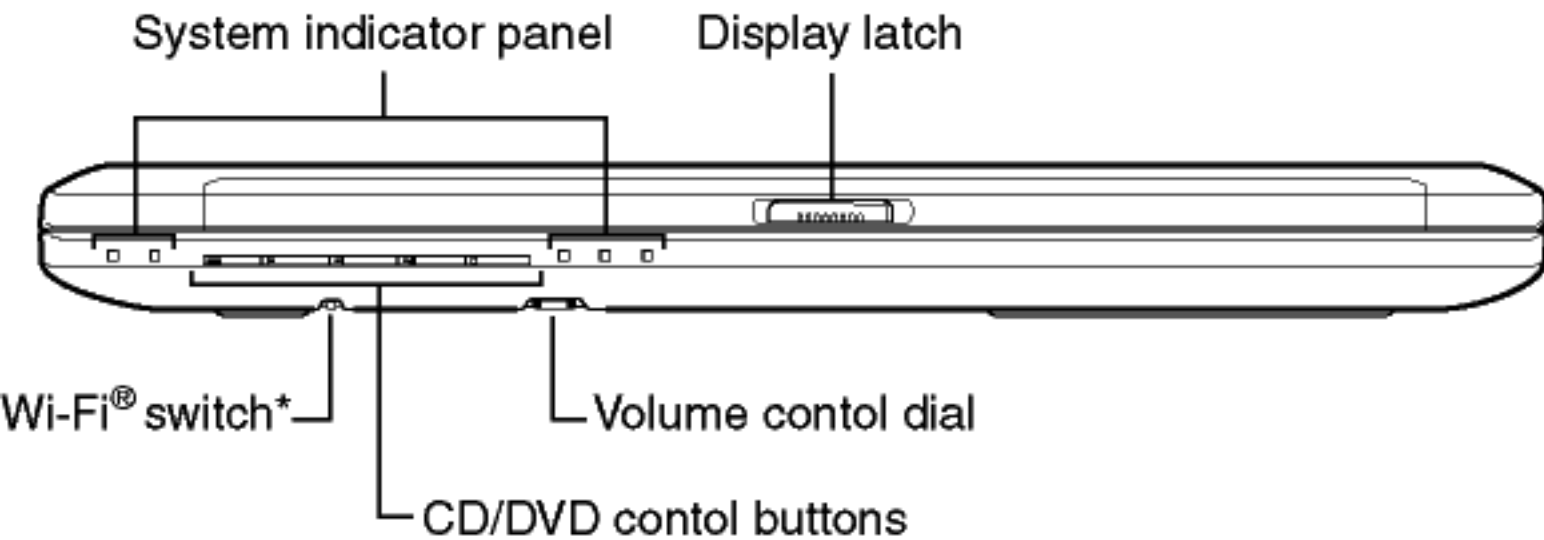
### Subject to Change

While Toshiba has made very effort at the time of publication to ensure the accuracy of the information provided herein, product specifications, configurations, prices, system/component/options availability are all subject to change without notice. For the most up-to-date product information about your computer, or to stay current with the various computer software or hardware options, visit Toshiba's Web site at [pcsupport.toshiba.com](http://pcsupport.toshiba.com)

# Front with display open

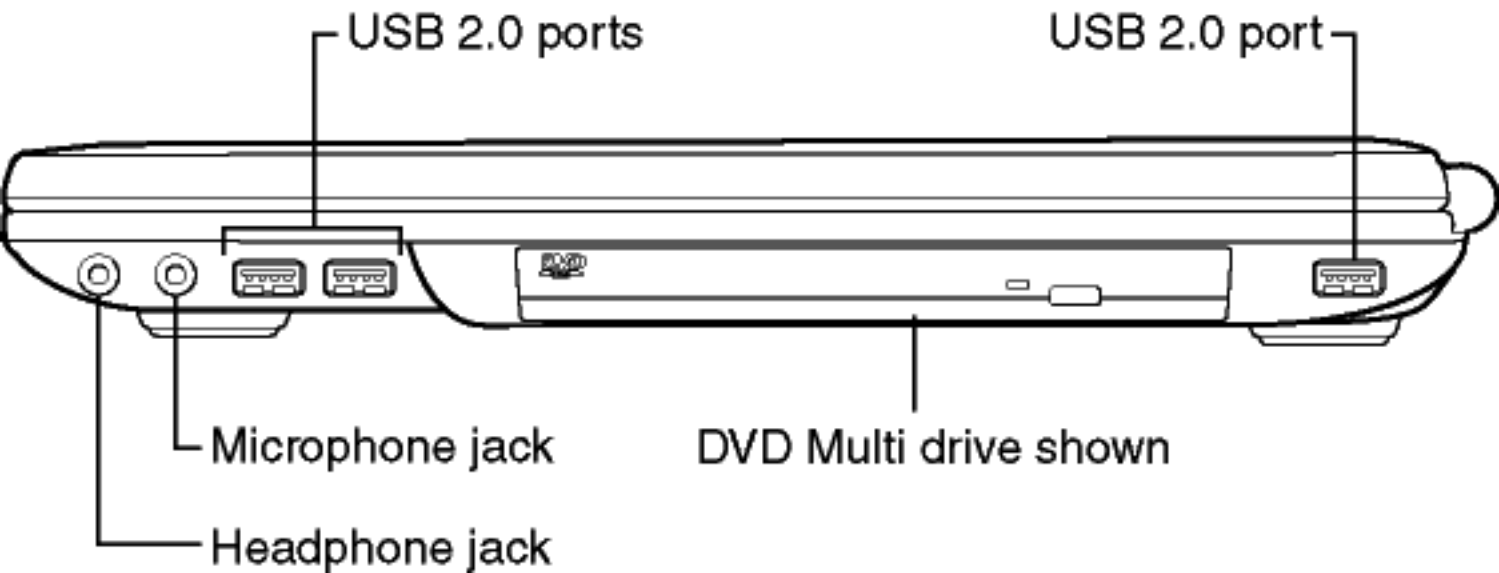


# Front with display closed

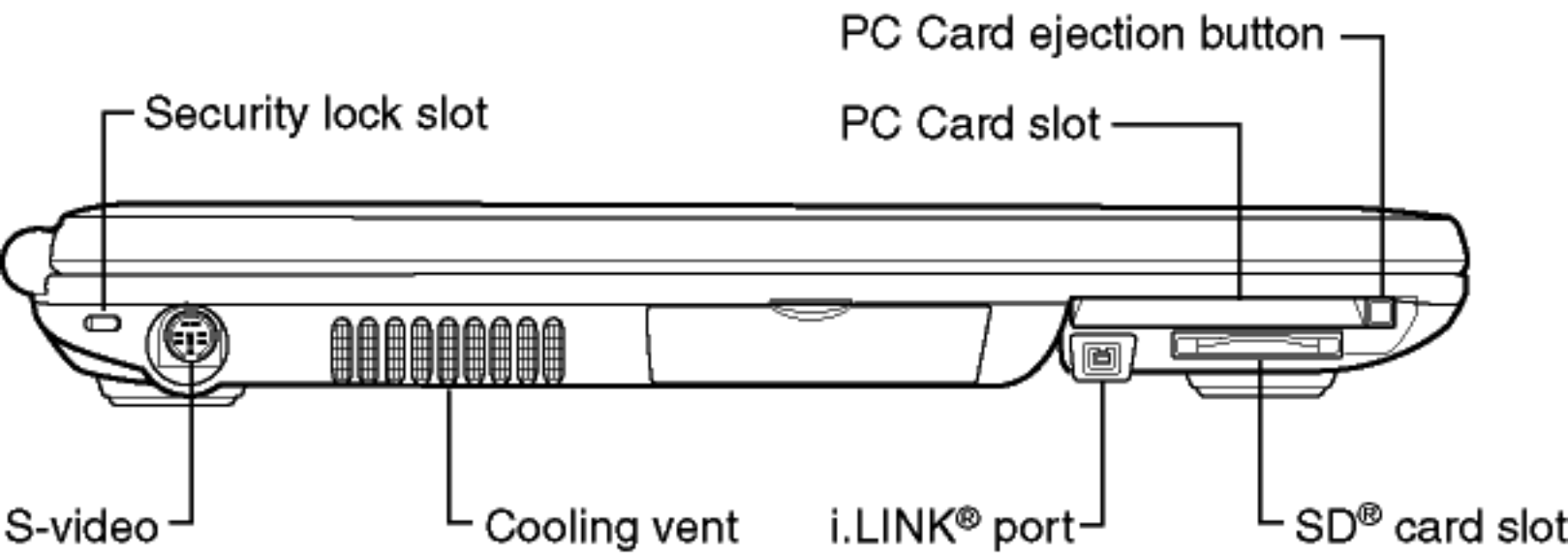


\*Functional only on systems with Wi-Fi® installed.

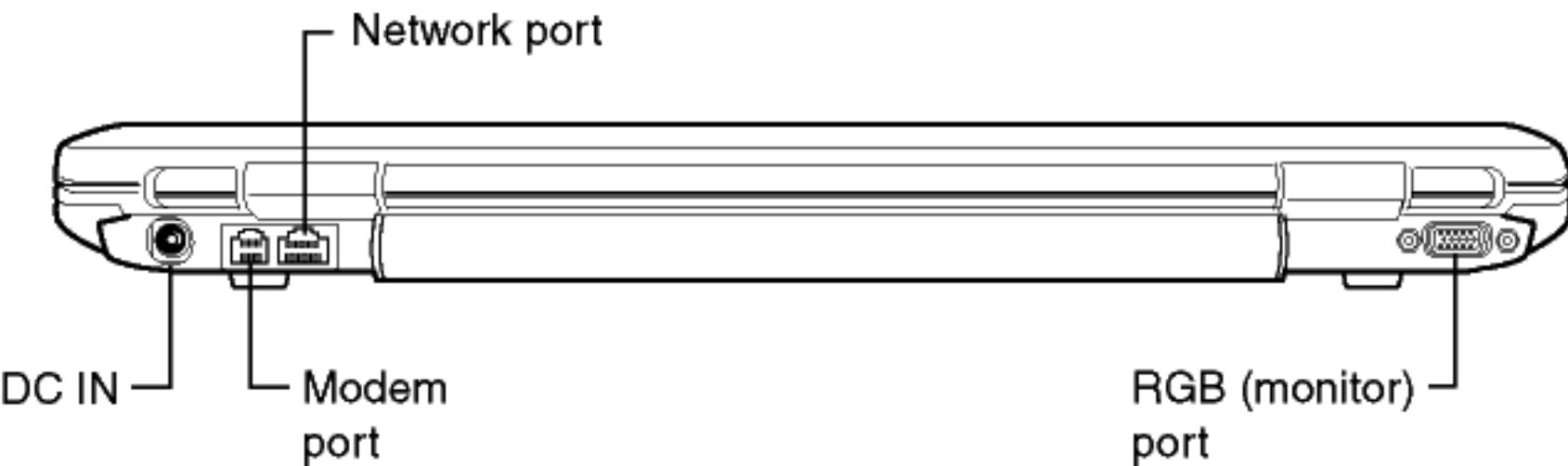
# Right side



# Left side



# Back



# Underside

