


SCA.1, SCA. 2 INTERFACE CONNECTOR

240 SERIES (SCA)

■ FEATURES

- Half pitch connector conformed to SCA system (80 pins).
- Add mating guide and ESD protection to do plug-in safety and reliability (They are newly added on SCA. 2CN).
- Hot-plugging. Ground contacts mate first before other contacts mate when engagement is done (conforms to SCA.2 specification).
- To prevent pin-bending, bellows contacts are used.
- Plug: 2 types are available.
 - 1) The center of a SMT plug mates the center of a PCB.
 - 2) 0.9 mm (0.035 in.) off-set from center



■ SPECIFICATIONS

Item	Specifications
Operating temperature range	-55°C to +105°C
Current rating	DC 1 A
Voltage rating	AC 240 V
Contact resistance	40 mΩ max. (DC 6 V, 0.1 A)
Insulation resistance	1000 MΩ min. (DC 500 V)
Dielectric withstand voltage)	AC 750 V for 1 minute

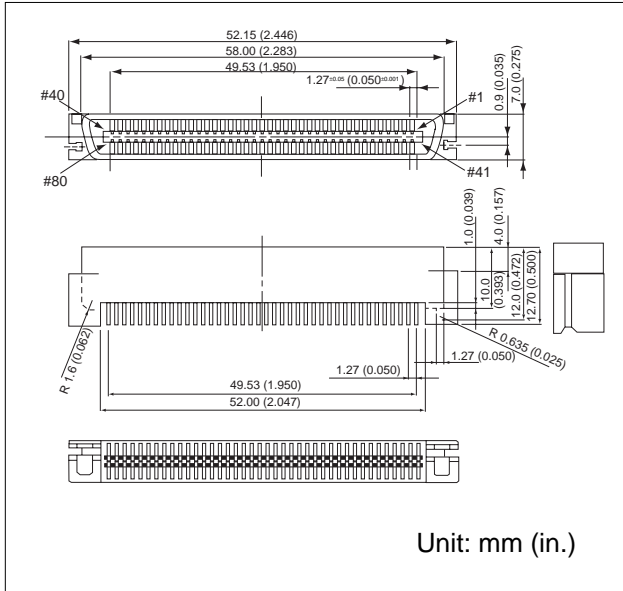
■ MATERIALS

Item	Materials	
Insulator	Polyester (UL94V-0)	
Conductor	Copper alloy	
Plating	Contact	Gold plating
	Terminal	Palladium plating

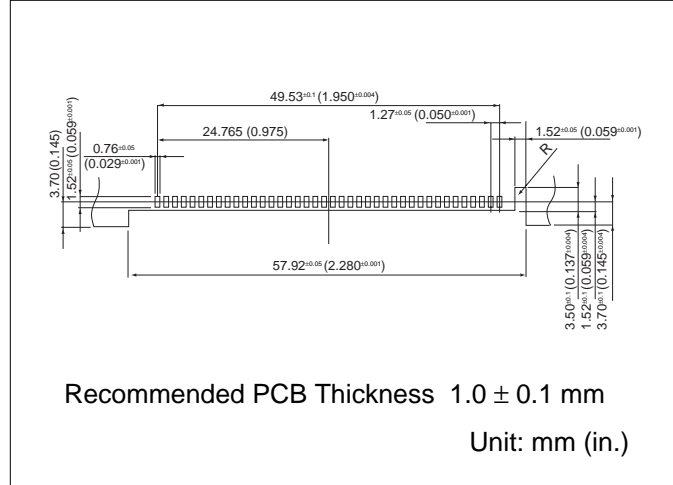
240 Series (SCA.1)

PLUG, SMT [0.9 mm (0.035 in.) OFFSET]

■ DIMENSIONS



■ PC BOARD MOUNTING PATTERN

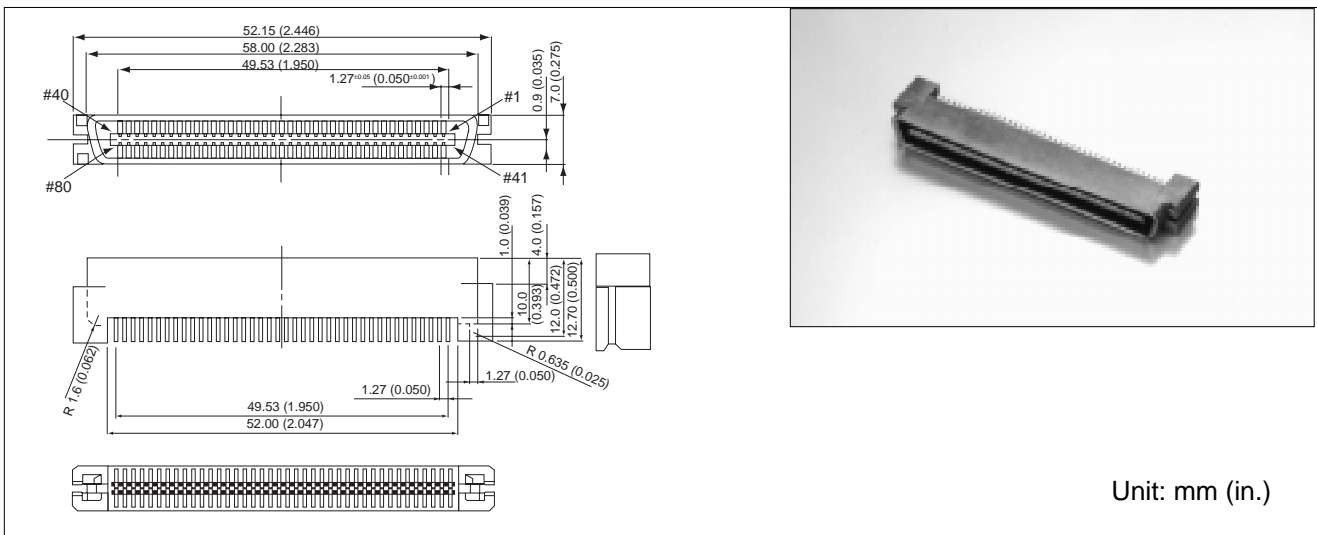


■ PART NUMBER

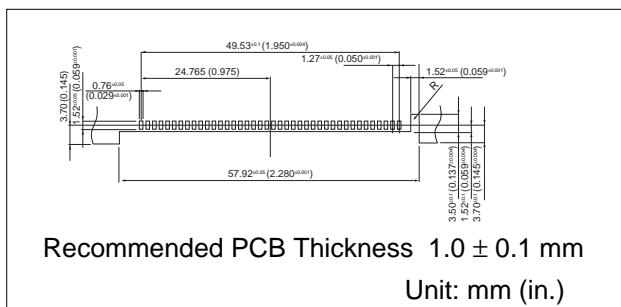
FCN-248Q080-L/CS

PLUG, SMT (STRADDLE MOUNT)

■ DIMENSIONS



■ PC BOARD MOUNTING PATTERN



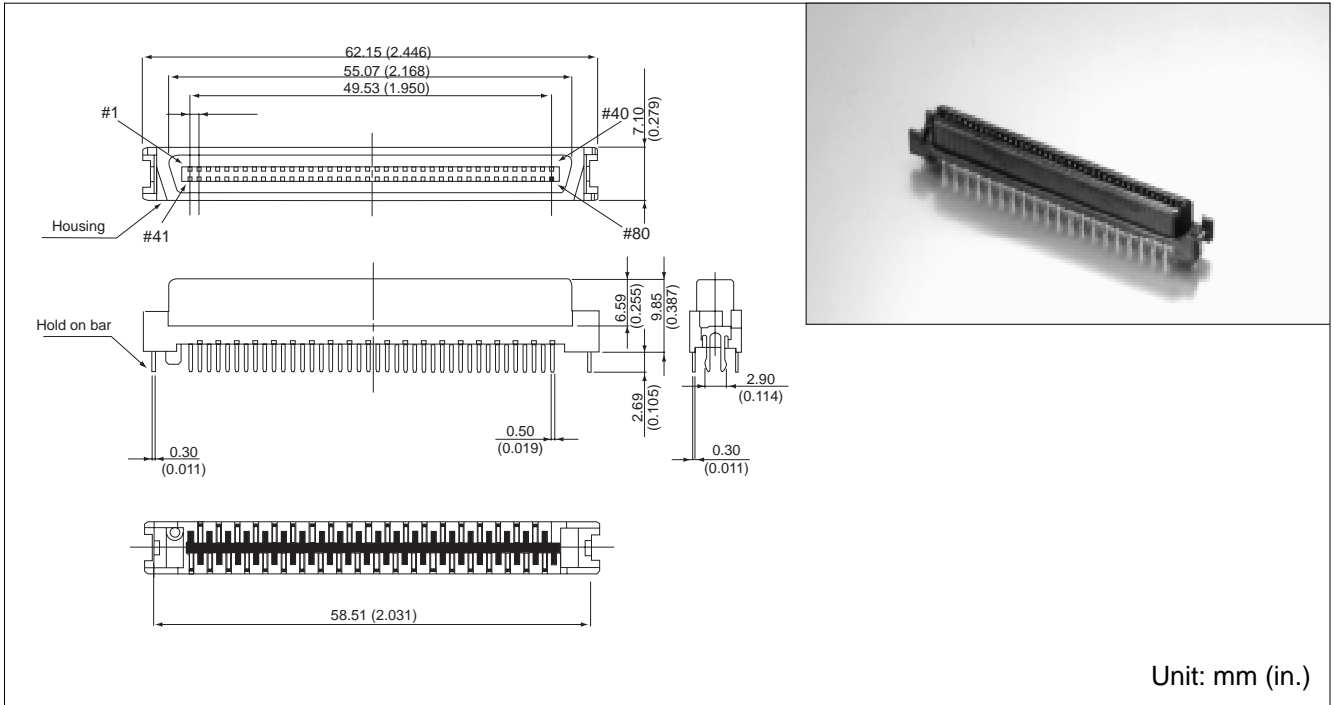
■ PART NUMBER

FCN-248Q080-L/BS

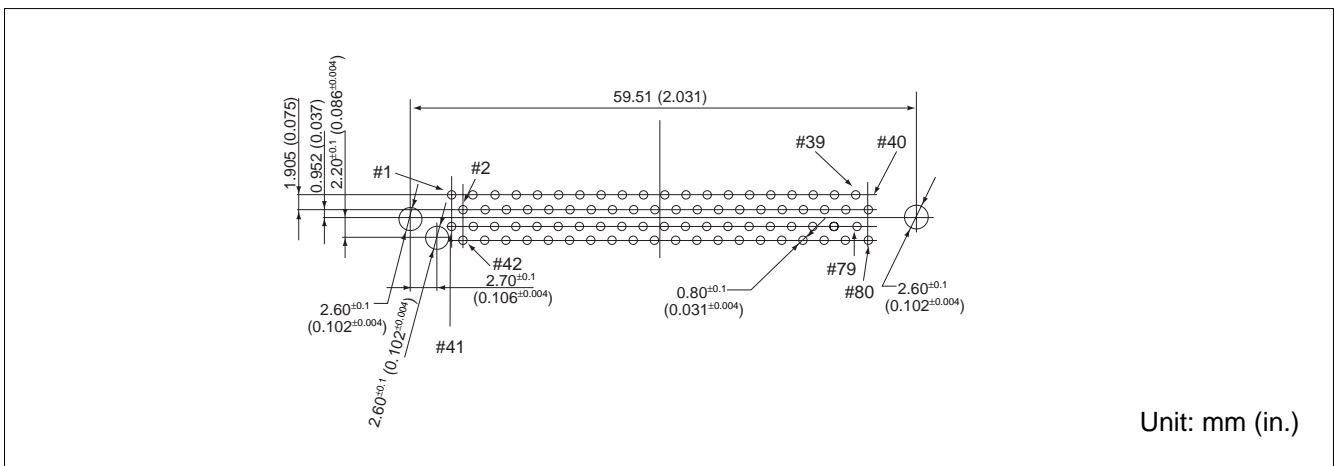
240 Series (SCA.1)

SOCKET, VERTICAL MOUNT

■ DIMENSIONS



■ PC BOARD LAYOUT



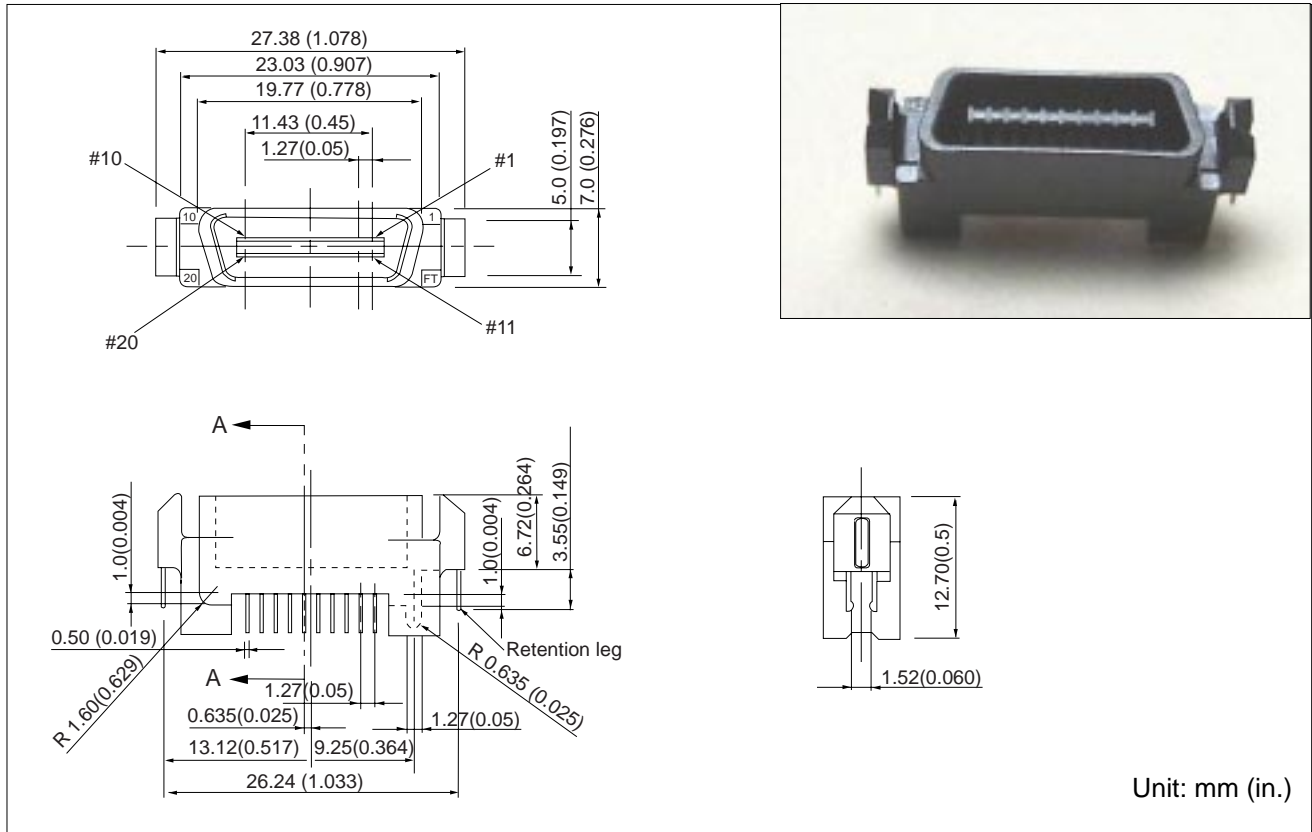
■ PART NUMBER

FCN-244B080-G/AS

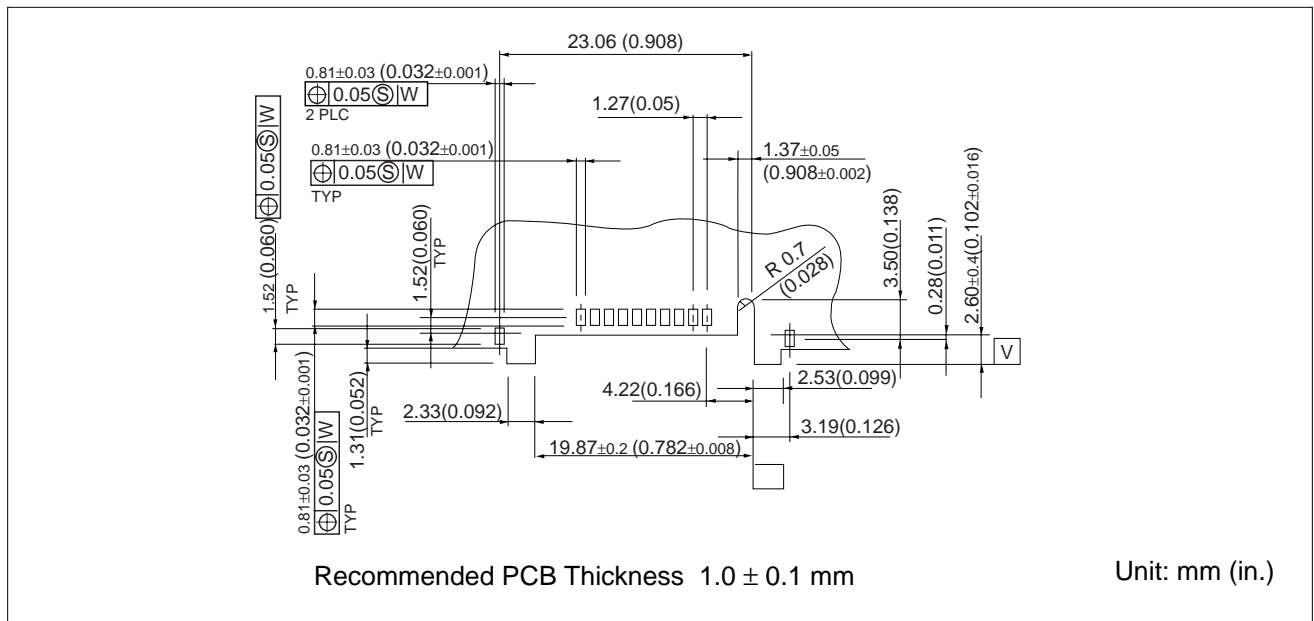
240 Series (GBIC)

PLUG, SMT (STRADDLE MOUNT), 20 PIN

■ DIMENSIONS



■ PC BOARD LAYOUT



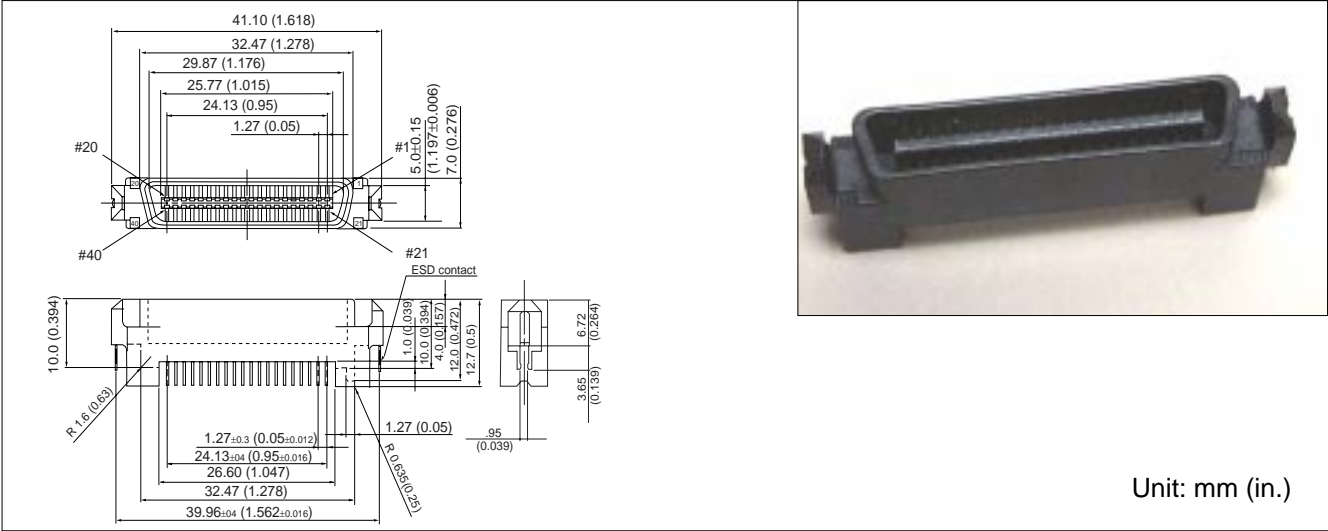
■ PART NUMBER

FCN-248Q020-L/ES

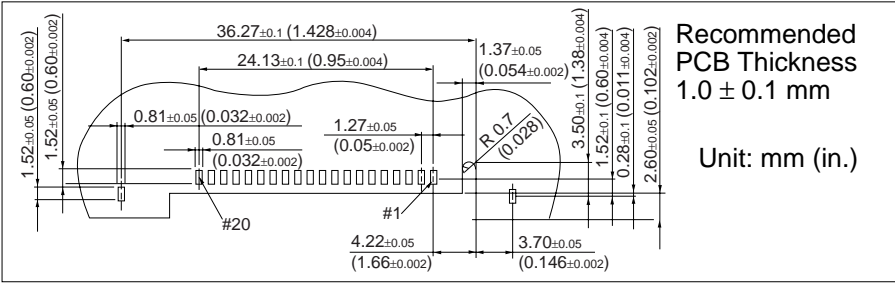
240 Series FC-AL

PLUG, SMT (STRADDLE MOUNT) FIBER CHANNEL

■ DIMENSIONS



■ PC BOARD LAYOUT



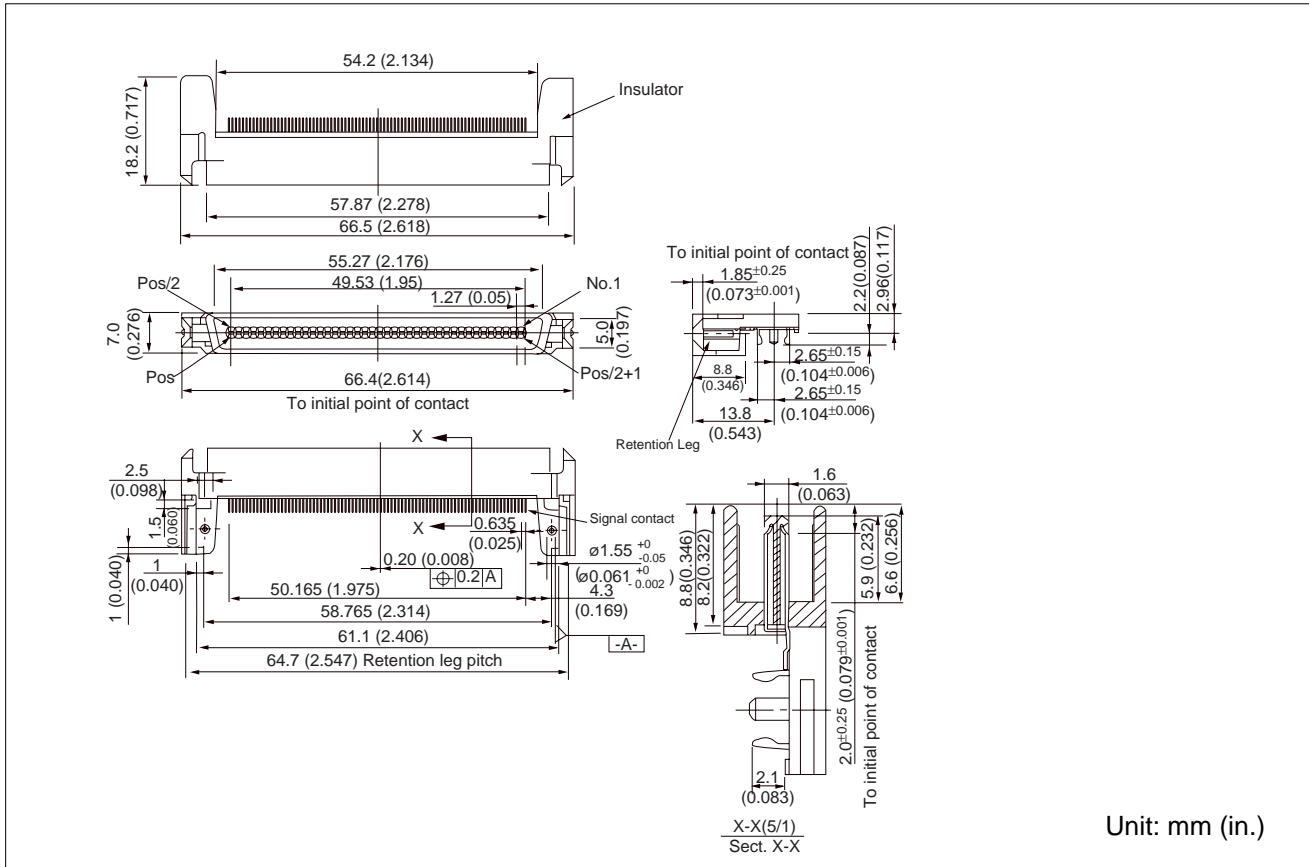
■ PART NUMBER

FCN-248Q040-L/ES

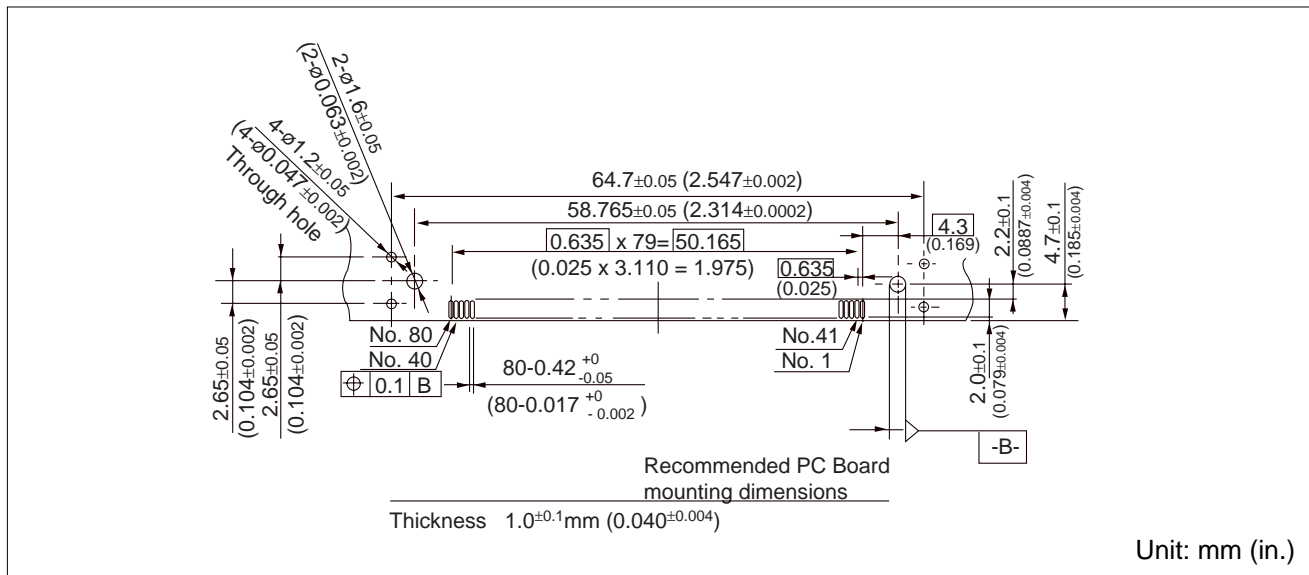
248Q Series SCA.2

SINGLE SIDE SMT SCA.2

■ DIMENSIONS



■ PC BOARD LAYOUT



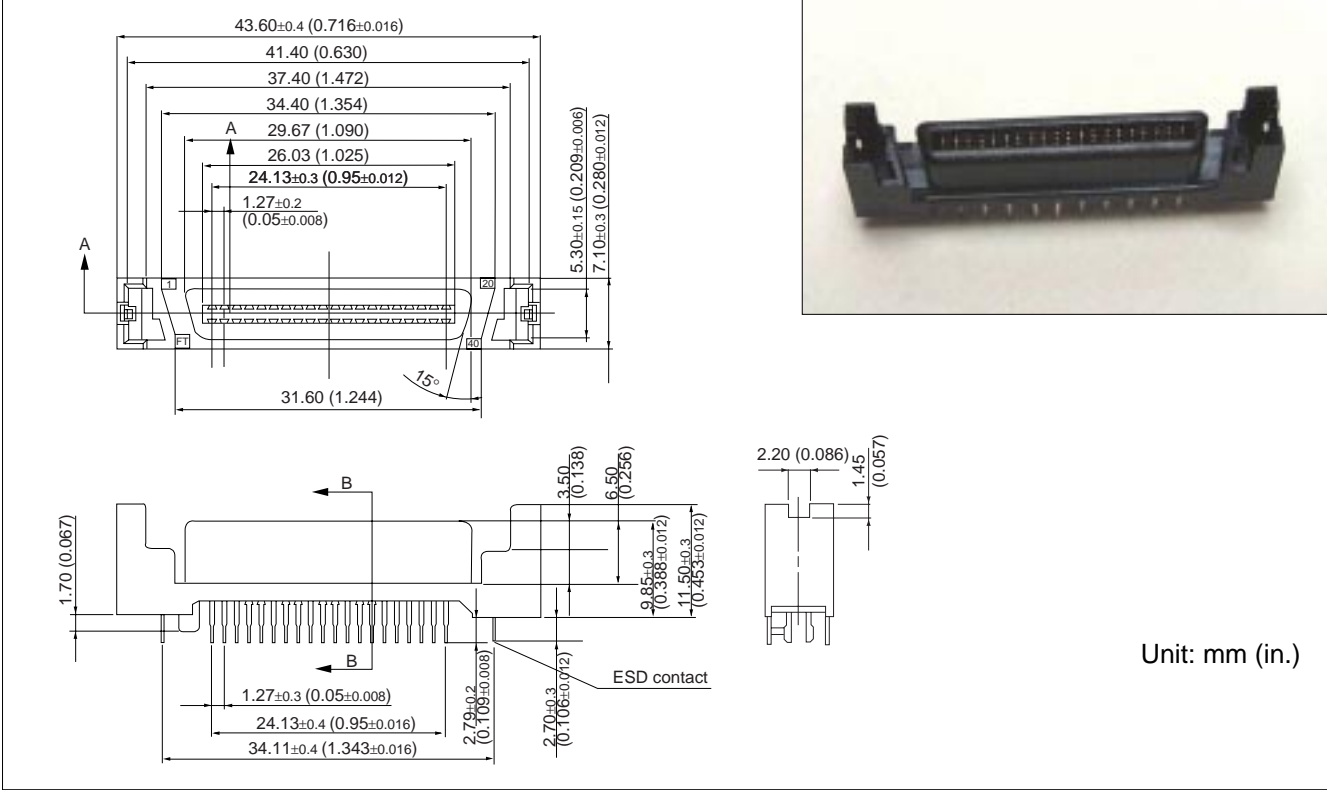
■ PART NUMBER

FCN-248Q080-L/FS

240 Series FC-AL

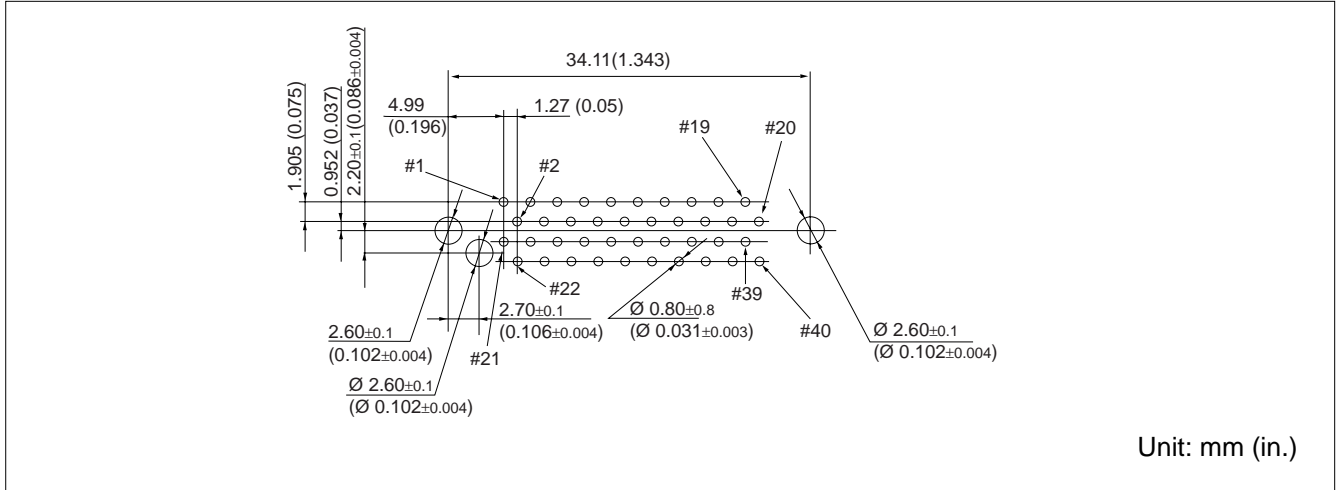
SOCKET, VERTICAL MOUNT FIBER CHANNEL

■ DIMENSIONS



RECOMMENDED PWB THICKNESS	PART NUMBER	SIGNAL CONTACT POST LENGTH (A)	ESD CONTACT POST LENGTH (B)
PT : 0.8 mm	FCN-244B040-L/CS	1.88 (0.074)	1.88 (0.074)
PT : 1.6 mm	FCN-244B040-L/BS	2.79 (0.110)	2.70 (0.106)
PT : 2.0 mm	FCN-244B040-L/DS	3.12 (0.123)	3.12 (0.123)
PT : 2.4 mm	FCN-244B040-L/ES	3.14 (0.124)	3.45 (0.136)
PT : 3.2 mm	FCN-244B040-L/FS	4.06 (0.160)	4.27 (0.168)

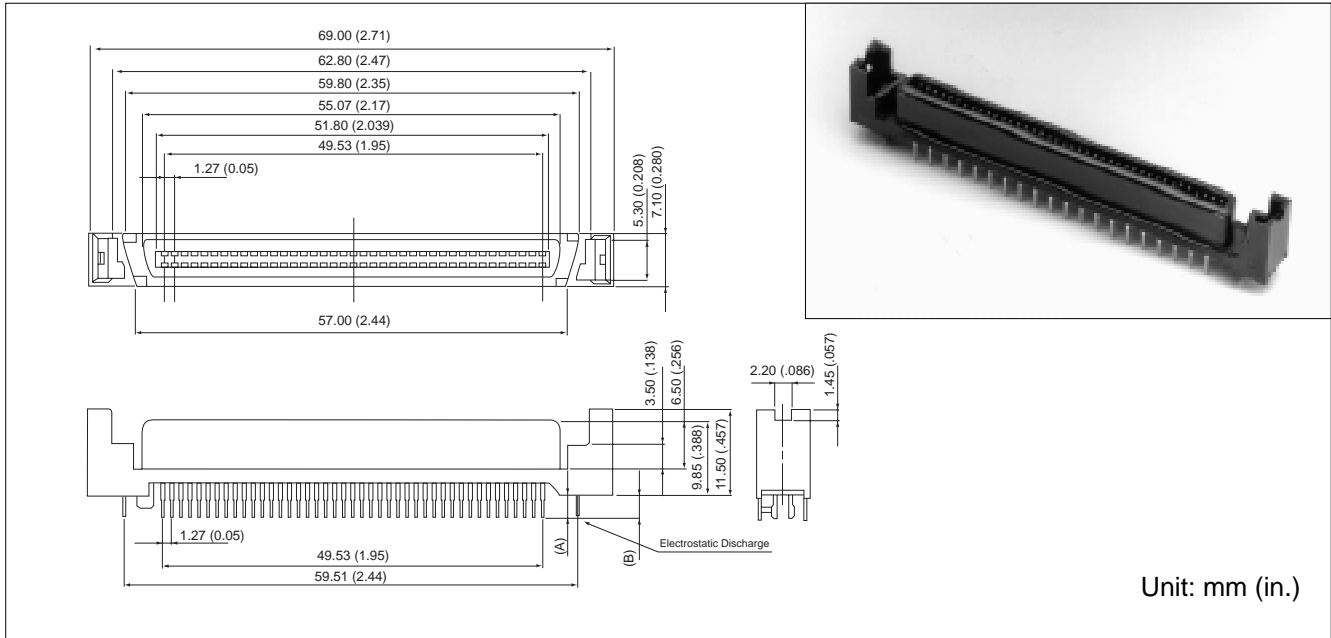
■ PC BOARD MOUNTING PATTERN



240 Series (SCA.2)

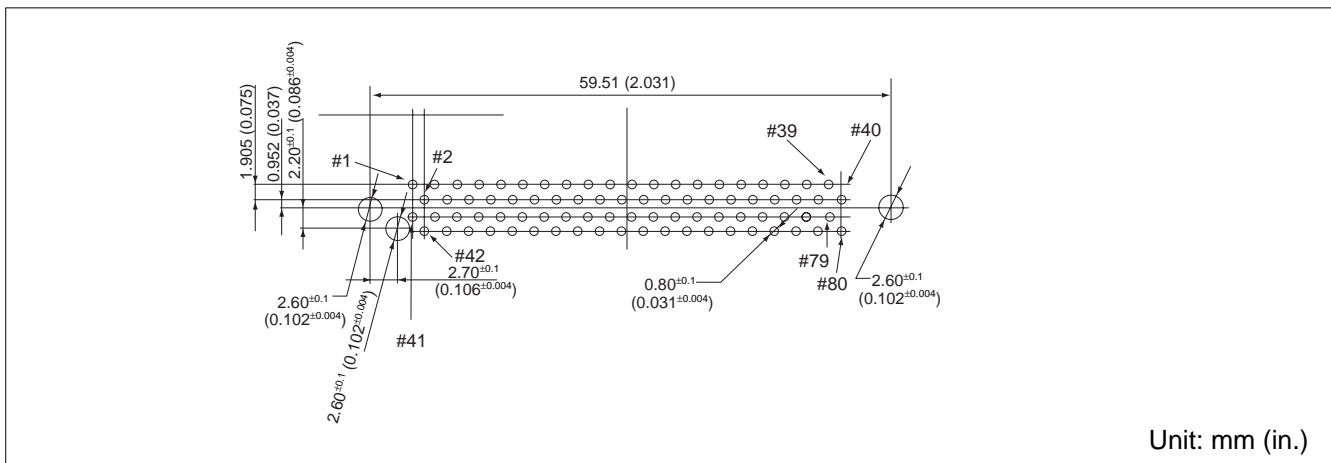
SOCKET, VERTICAL MOUNT

■ DIMENSIONS



RECOMMENDED PWB THICKNESS	PART NUMBER	SIGNAL CONTACT POST LENGTH (A)	ESD CONTACT POST LENGTH (B)
PT : 0.8 mm	FCN-244B080-L/CS	1.88 (0.074)	1.88 (0.074)
PT : 1.6 mm	FCN-244B080-L/BS	2.79 (0.110)	2.70 (0.106)
PT : 2.0 mm	FCN-244B080-L/DS	3.12 (0.123)	3.12 (0.123)
PT : 2.4 mm	FCN-244B080-L/ES	3.14 (0.124)	3.45 (0.136)
PT : 3.2 mm	FCN-244B080-L/FS	4.06 (0.160)	4.27 (0.168)

■ PC BOARD MOUNTING PATTERN



240 Series

Fujitsu Components International Headquarter Offices

Japan

Fujitsu Component Limited
Gotanda-Chuo Building
3-5, Higashigotanda 2-chome, Shinagawa-ku
Tokyo 141-0022, Japan
Tel: (81-3) 5449-7010
Fax: (81-3) 5449-2626
Email: promothq@fcl.fujitsu.com
Web: www.fcl.fujitsu.com

North and South America

Fujitsu Components America, Inc.
250 E. Caribbean Drive
Sunnyvale, CA 94089 U.S.A.
Tel: (1-408) 745-4900
Fax: (1-408) 745-4970
Email: components@us.fujitsu.com
Web: <http://us.fujitsu.com/components>

Europe

Fujitsu Components Europe B.V.
Diamantlaan 25
2132 WV Hoofddorp
Netherlands
Tel: (31-23) 5560910
Fax: (31-23) 5560950
Email: info@fceu.fujitsu.com
Web: emea.fujitsu.com/components

Asia Pacific

Fujitsu Components Asia Ltd.
102E Pasir Panjang Road
#01-01 Citilink Warehouse Complex
Singapore 118529
Tel: (65) 6375-8560
Fax: (65) 6273-3021
Email: fcal@fcal.fujitsu.com
www.fcal.fujitsu.com

© 2007 Fujitsu Components America, Inc. All rights reserved. All trademarks or registered trademarks are the property of their respective owners. Fujitsu Components America, Inc. or its affiliates do not warrant that the content of the datasheet is error free. In a continuing effort to improve our products, Fujitsu Components America, Inc. or its affiliates reserve the right to change specifications/datasheets without prior notice. Rev. November 2, 2007.