








## Common Phone Tasks

Place a call	Go off-hook before or after dialing a number.
Redial a number	Press <b>Redial</b> .
Switch to handset during a call	Pick up the handset.
Switch to speaker or headset during a call	Press  or  , then hang up the handset.
Mute and un-mute a call	Press  .
View call history	Press  > <b>Call History</b> .
Hold and resume a call	Press  , to hold. Press <b>Resume</b> to resume the held call.
Transfer a call to new number	Press  , enter the number, then press it again.
Place an intercom call	Press the <b>Intercom</b> button, then enter a number if necessary. Speak after you hear the tone.
Start a standard conference call	Press  , dial the participant, then press it again.
Silence the ring for an incoming call	Press the <b>Volume</b> button down once.



Cisco, Cisco Systems, the Cisco logo, and the Cisco Systems logo are registered trademarks or trademarks of Cisco Systems, Inc. and/or its affiliates in the United States and certain other countries. All other trademarks mentioned in this document or Website are the property of their respective owners. The use of the word partner does not imply a partnership relationship between Cisco and any other company. (0705R)

© 2009 Cisco Systems, Inc. All rights reserved.

OL-20187-01



### QUICK REFERENCE





## Cisco Unified IP Phone 6921, 6941, and 6961 for Cisco Unified Communications Manager 7.1 (SCCP)









Softkeys  
Phone Screen Icons  
Buttons  
Common Phone Tasks

## Softkeys

<b>All Calls</b>	Lists all missed, placed, and received calls.
<b>Answer</b>	Answer a call.
<b>Apply</b>	Confirm a ringtone selection.
<b>Call</b>	Initiate a call.
<b>Callback</b>	Receive notification when a busy extension becomes available.
<b>Cancel</b>	Cancel an action or exit a screen without applying changes.
<b>Clear</b>	Clear all values.
<b>Delete</b>	Delete an entry from Call History.
<b>Del Call</b>	Delete a call from Call History.
<b>Details</b>	Opens the Details for a multiparty call in the Missed, Placed, and Received Call records.
<b>Dial</b>	Dial a selected number.
<b>Divert</b>	Send or redirect a call to voicemail or to a predetermined phone number.
<b>Edit</b>	Modify a name or email address.
<b>EditDial</b>	Modify a number.
<b>Exit</b>	Return to the previous screen.
<b>Fwd All/Fwd OFF</b>	Setup/cancel call forwarding.
<b>GPickup</b>	Answer a call that is ringing in another group or on another line.
<b>Log Out</b>	Sign out of Personal Directory.
<b>Meet Me</b>	Host a Meet Me conference call.
<b>Missed</b>	Open the record of missed calls.
<b>more</b>	Display additional softkeys.











<b>New Call</b>	Make a new call.
<b>OK</b>	Confirm a selection.
<b>OPickup</b>	Answer a call that is ringing in an associated group.
<b>Park</b>	Store a call.
<b>Play</b>	Play ringtone.
<b>PickUp</b>	Answer a call that is ringing on another phone in your group.
<b>Redial</b>	Redial the most recently dialed number.
<b>Remove</b>	Remove a conference participant or an entry.
<b>Resume</b>	Resume a call on hold.
<b>Save</b>	Save the chosen settings.
<b>Search</b>	Search for a directory listing.
<b>Select</b>	Select the highlighted option.
<b>Set</b>	Set a ringtone.
<b>Submit</b>	Enter user information.
<b>Swap</b>	Toggle between two existing calls.
<b>Update</b>	Update an entry in Personal Directory.
>>	Move through entered characters.
	Backspace to delete characters.
	Back.

## Phone Screen Icons












	Off-hook
	On-hook
	Connected call
	Incoming call
	Missed call
	Received call
	Placed call
	Call on hold

## Feature Icons

(If available on your phone)

	Message waiting
	Shared line in use
	Speed dial line
	Line Status indicator—monitored line is in-use
	Line Status indicator—monitored line is idle
	Line Status indicator—monitored line is ringing (Call Pickup only)
	Line Status indicator—monitored line is in do not disturb (DND)
	Idle intercom line
	One-way intercom call (whisper)
	Two-way intercom call (connected)

## Buttons

	Applications
	Contacts
	Messages
	Transfer
	Hold
	Conference
	Volume
	Speakerphone
	Mute
	Headset
	Navigation bar and Select button

For the *Cisco Unified IP Phone Quick Start Guides*, go to this URL:

[http://www.cisco.com/en/US/products/ps10326/products\\_user\\_guide\\_list.html](http://www.cisco.com/en/US/products/ps10326/products_user_guide_list.html)