


# JF-DVF-HID

Vandal Resistant Color Video Door Station  
With Built in Proximity Card Reader

## - INSTRUCTIONS-

The JF-DVF-HID is a JF-series color video door station and an HID ProxPoint Plus Card Reader, built onto the same stainless steel faceplate. The card reader provides electronic access to a building through a separate Access Control System, which is not supplied by Aiphone.



## NAMES & FUNCTIONS:

- |                 |                |
|-----------------|----------------|
| 1. Camera       | 5. Speaker     |
| 2. LED Light    | 6. Call button |
| 3. Microphone   | 7. Prox Reader |
| 4. Name Placard |                |

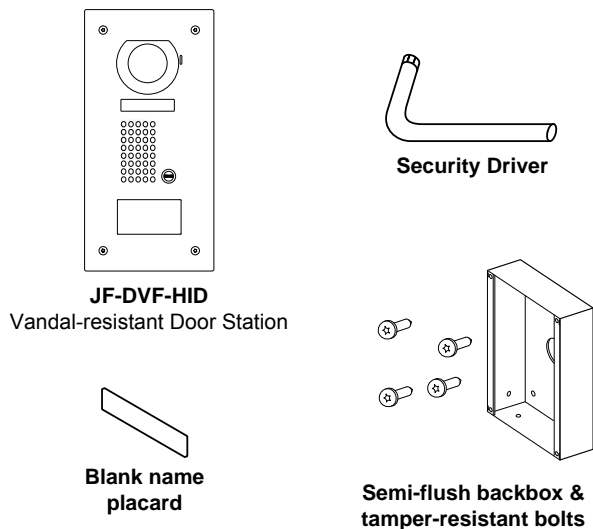
## FEATURES:

- All-in-one solution-Communication product & card reader
- If a card is missing or malfunctioning, audio/ video communication can provide user verification
- Standard Wiegand output to access panel
- Convenience of installing combined components

## OPTIONAL ACCESSORIES:

- **SBX-DVF-P** - Surface-mount stainless steel backbox
- **SBX-LSP** - Stainless steel security lock box

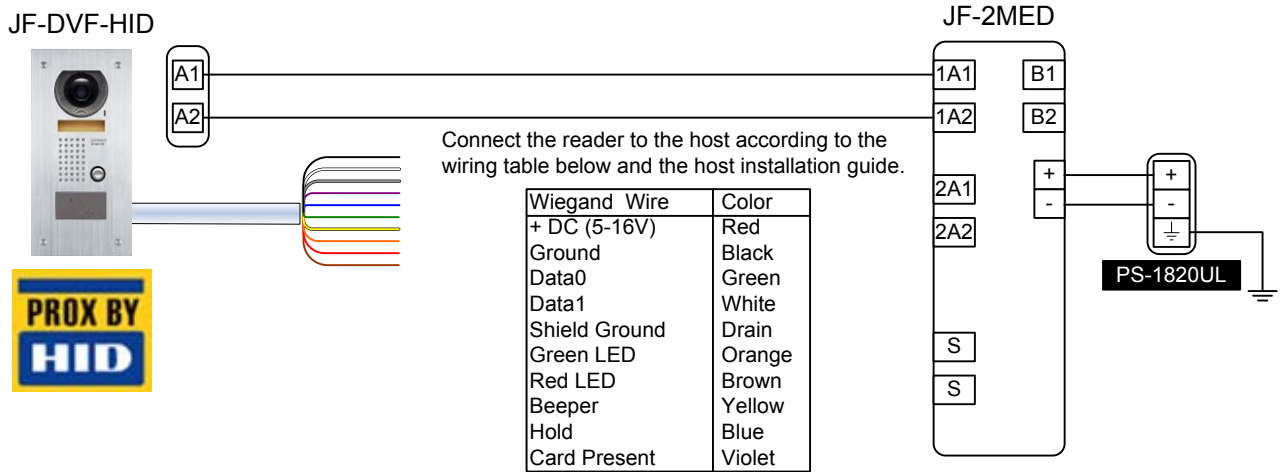
## PACKAGE CONTENTS:



## INSTALLATION:

1. For flush mounting, cut hole in wall and use supplied back box.  
Box dimensions are 4-1/2"W x 10-3/8"H x 1-3/4"D.
2. For surface mounting, use the SBX-DVF-P surface mount box.  
This box can mount to a standard 1- gang box or to any flat surface.

## WIRING DIAGRAM:



## TESTING AND OPERATION:

- When power is applied to the card reader, the LED will flash green three (3) times while the beeper beeps simultaneously. The LED will then turn red. This indicates that the microcontroller is operating properly.
- Present an ID card to the reader. (Hold card directly in front of reader.) The LED will momentarily turn green while the beeper beeps once, indicating that the card was read successfully.

## SPECIFICATIONS:

### CARD READER:

Power Source: 5 ~ 16V DC  
Absolute Max. Voltage: 18V DC  
Current Requirements: 30mA (Avg); 75mA (peak)  
Terminations: Color-coded pre-wired pigtail  
Wiring Distance: 500'  
Operating Temperature: -10°~60°C / 14°~140°F  
Operating Humidity: 0-95% relative humidity non-condensing

### CAMERA:

Camera unit: CCD Camera  
Scanning line: 525 lines  
Min. illumination: 5 Lux at 1' or less  
Terminations: Screw terminals  
Operating Temperature: -10°~60°C / 14°~140°F  
Wiring Distance: 330' w/871802 wire  
980' w/JBW-BA & 851602 wire  
Dimensions(camera): 5-3/4" W x 11-5/8" H x 1-5/16" D  
With SBX-DVF-P: 5-15/16" W x 11-3/4" H x 2-13/16" D (Top)  
1-15/16" D (Bottom)

### FCC WARNING:

This device complies with Part 15 of the FCC rules.

Operation is subject to the following two conditions:

- (1) This device may not cause harmful interference.
  - (2) This device must accept any interference that may cause undesired operation.
- For proper regulatory compliance, the drain wire should be disconnected at the power supply end of the cable.
  - Changes or modifications not expressly approved by the party responsible for compliance could void the user's authority to operate the equipment.
  - The Reader is intended to be powered from a limited power source output of a previously certified power supply.