






DURACELL®

CEF26NA & CEF26NA-ADP
Rechargeable

-  NOW WITH DURACELL PRE-CHARGED RECHARGEABLE BATTERIES
-  RETAINS POWER FOR UP TO 365 DAYS WHILE NOT IN USE, UNLIKE OTHER RECHARGEABLES
-  COMPACT & PORTABLE, IN YOUR CAR OR AT HOME
-  SAFETY PROTECTION AND CONTROLS

Ideal for Digital and High-Drain Devices



Quality Guarantee

DURACELL offers a limited 3-year guarantee against defects due to faulty materials or workmanship and guarantees the performance of each DURACELL charger for 3 years from date of purchase. If found to be defective, this DURACELL charger will be replaced without charge when returned to DURACELL. This guarantee does not apply to damage from misuse or abuse beyond normal usage. This guarantee gives you specific legal rights, and you may also have other rights which vary from state to state. Should any battery be damaged by this charger due to defects in the charger arising from faulty materials or workmanship, DURACELL will repair or replace (at our option) the battery, provided both charger and battery usage instructions have been followed. Send charger with the battery to DURACELL, Berkshire Corporate Park, Bethel, CT U.S.A 06801 Attention: Consumer Relations Department. If you would like additional information on Duracell Rechargeable Batteries call 1-800-551-2355 (9:00AM-5:00PM E.S.T.)



CORRECT DISPOSAL OF THIS PRODUCT

Please follow any local requirements to recycle used electronic appliances and rechargeable batteries. Used rechargeable batteries may be recycled at no cost to the consumer through the retail collection sites maintained by the Rechargeable Battery Recycling Corporation (www.rbrcc.org)

If you would like additional information on Duracell Rechargeable Batteries call 1-800-551-2355 (9:00AM-5:00PM E.S.T.).

CAUTION: We recommend charging DURACELL NiMH rechargeable batteries only. Do not attempt to charge non-rechargeable batteries. Misuse could cause batteries to rupture, causing personal injury or damage. Indoor use only. Dry location use only. Risk of electric shock. Never disassemble or alter any part of the charger or batteries. Charger or batteries may become hot during charging and will cool down when charging is complete. Not recommended for use by children.

IMPORTANT SAFETY INSTRUCTIONS - SAVE THESE INSTRUCTIONS, DANGER - TO REDUCE THE RISK OF FIRE OR ELECTRIC SHOCK, CAREFULLY FOLLOW THESE INSTRUCTIONS.

1. SAVE THESE INSTRUCTIONS - This sheet contains important safety and operating instructions for this charger.
2. Before using battery charger, read all instructions and caution markings on the charger, battery and device using battery.
3. CAUTION - To reduce the risk of injury, charge only NiMH rechargeable batteries.
4. Do not charge Alkaline, Zinc Carbon, Lithium, NiOOH, or any batteries other than NiMH, as they may burst causing personal injury and damage.
5. Keep batteries away from fire or explosion may occur.
6. For proper insertion, please observe polarity indicators (+/-).
7. For indoor use only. Do not expose to rain or snow.
8. Do not place in or near water or extreme heat.
9. Do not operate charger with damaged cord or plug.
10. Do not operate charger if it has been severely damaged in any way.
11. Do not disassemble charger.
12. Disassembly may result in a risk of electric shock or fire.
13. To reduce the risk of electric shock, unplug the charger from the outlet when not in use.
14. This appliance is not intended for use by persons (including children) with reduced physical, sensory or mental capabilities, or lack of experience and knowledge, unless they have been given supervision or instruction concerning use of the appliance by a person responsible for their safety. Children should be supervised to ensure that they do not play with the appliance.
15. For connection to a supply not in the U.S.A, use an attachment plug adapter of the proper configuration.
16. This power unit is intended to be correctly oriented in a vertical or floor mount position.

OPERATING INSTRUCTIONS:

*If flashing red LED is encountered, first ensure you are attempting to charge NiMH AA or AAA batteries only. If yes, remove and reinsert the NiMH batteries. If batteries become heated, they may be damaged. Insert new NiMH batteries.

TO CHARGE BATTERIES

1. Insert DURACELL NiMH batteries into the charging slots. The following types of cells may be charged:

LED Indicator for AA/AAA DURACELL Charger	
Condition:	LED:
Charging	Red
Completed charge	Green
Abnormal Temperature or Abnormal Battery	Flashing Red*
2. From two (2) or four (4) AA or AAA cells.
3. Plug the provided AC/DC adapter into an AC outlet and plug the 12V jack in the socket on the top of the charger. Alternatively, plug in a car adapter (12V CLA). Use only the stock adapter provided by DURACELL.
4. The LED indicator will light up RED.
5. If abnormal conditions are detected during charging, the charger channel will stop charging and corresponding LED will flash red.
6. The individual LED indicators will turn GREEN when the batteries become fully charged.
7. Once charging is complete, unplug the charger from the power source and remove the batteries.
8. Charging time may vary based on battery capacity (mAh).
9. Batteries that are new or have been stored for an extended period of time may need to be charged and used 2-3 times before optimal charge performance is achieved.

NOTES & USAGE TIPS:

1. New batteries may need to be charged before using.
2. This charger is capable of accepting 100-240 V AC, 50/60 Hz and therefore can be used overseas.
3. Batteries will automatically stop charging when full charge is reached. Safety protections will prevent battery from overcharging.

Charging Time Table

Cell Capacity	Charging Time
2650 mAh	1 hour
2000 mAh	1 hour
1700 mAh	1 hour
1000 mAh	1 hour
800 mAh	1 hour

Position Chart

To charge either 2 or 4 AA/AAA use the following positions:

