

Ordering Information

Style	Lamps	Length	Type	Wattage	Voltage	Finish
SK	1					
	1 = 1-Lamp T5	4 = 4 Foot 8 = 8 Foot	J = Joiner	28 = 28 watt 54 = 54 watt	1 = 120v 2 = 277v	WH = White Enamel AL = Aluminum Enamel

Complete ordering instructions below.

Features

- Housing:** Extruded aluminum. Die-cast end plate mechanically attached with no exposed fasteners.
- Lamping:** One T5 (28 or 54 watt as specified) fluorescent lamp per 4-foot section. Provided by others.
- Reflector:** Die-formed specular aluminum reflector.
- Shielding:** Die-formed perforated 18 gauge CRS.
- Diffuser:** Translucent acrylic diffuser.

Electrical

Specify 120 volt or 277 volt. Three conductor, 18 gauge wire. Color-coded quick connectors allow ease of connection for joiner modules. For special circuiting, consult factory. Ballast is class "P" electronic, class "A" sound rating, less than 10% THD, thermally protected, end of lamp life cutoff. Factory installed ballast disconnect allows the ballast to be disconnected from and reconnected to incoming power under load without turning the entire circuit off.

Mountings

Die-formed 18 gauge wall plate finished to match housing. Has 2" (5.08cm) knock outs and mounting hole to be placed over junction boxes or wall. One draw tight connector and one end plate are attached to each joiner module.

Finish

Powder coated baked white or aluminum enamel. Custom colors available, consult factory.

Options and Accessories

L, T, X inline joiner blocks and emergency battery pack available.

Ordering Instructions

Individual Fixtures:

- Order one JOINER MODULE.
- Order one END SET.

Continuous Rows:

- Determine run length.
- Order one END SET per run.
- Order the appropriate number of JOINER MODULES to complete the run. (Comes with mounting hardware)

Labels Included

UL, cUL, and IBEW

Job Information

Type:

Job Name:

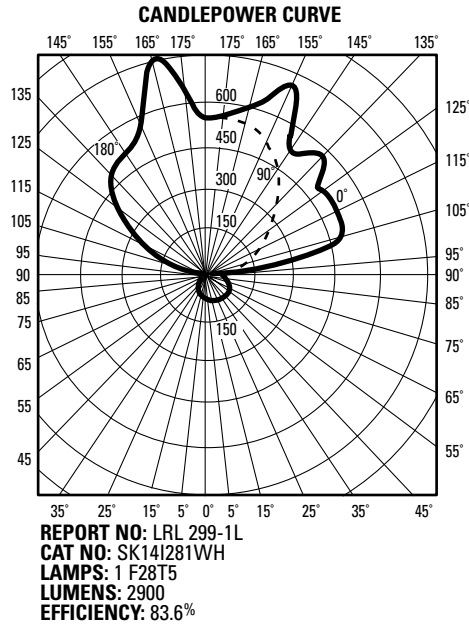
Cat. No.:

Lamp(s):

Notes:

631 Airport Road, Fall River, MA 02720 • (508) 679-8131 • Fax (508) 674-4710
We reserve the right to change details of design, materials and finish.
www.lightolier.com © 2008 Philips Group • C1008

Performance



ZONE DEG.	CANDLEPOWER				
	0	22	45	67	90
180	525	525	525	525	525
175	534	536	532	531	525
165	596	564	541	530	515
155	720	706	593	508	489
145	504	533	636	491	435
135	594	520	413	489	362
125	506	568	461	373	294
115	515	464	365	223	204
105	493	496	377	199	121
95	146	140	144	108	29
90	36	31	18	8	6
85	42	36	20	10	4
75	65	49	39	15	8
65	74	60	49	26	12
55	82	78	65	45	26
45	87	82	69	54	34
35	83	82	74	61	43
25	85	83	75	66	53
15	78	78	72	65	57
5	66	66	65	62	59
0	59	59	59	59	59

COEFFICIENTS OF UTILIZATION

% EFFECTIVE CEILING CAVITY REFLECTANCE

ROOM CAVITY RATIO	WALL REFLECTANCE								
	80			70			50		
	70	50	30	70	50	30	50	30	10
0	81	81	81	71	71	71	51	51	51
1	74	70	67	64	61	59	44	42	41
2	67	61	57	58	53	49	38	36	34
3	61	54	48	53	47	42	34	31	28
4	56	47	41	48	41	36	30	26	24
5	51	42	35	44	36	31	26	23	20
6	47	37	31	40	32	27	23	20	17
7	43	33	27	37	29	24	21	17	15
8	40	30	24	34	26	21	19	15	13
9	37	27	21	32	24	19	17	14	11
10	34	25	19	29	21	17	16	12	10

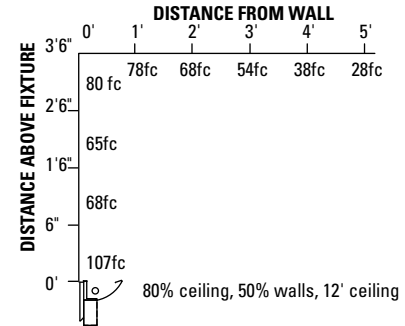
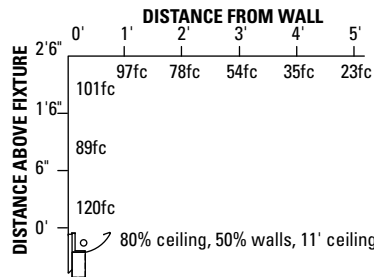
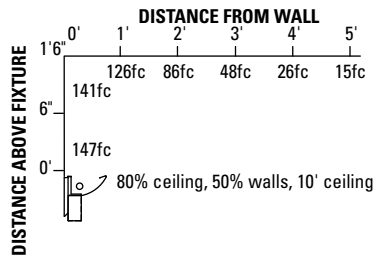
20% FLOOR CAVITY REFLECTANCE

DISTRIBUTION

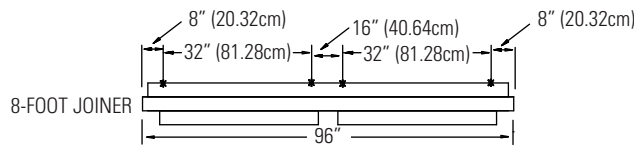
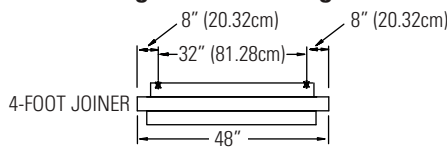
Zone	Lumens	% Lamp	% Luminaire
0-90	214	7.4	8.8
90-180	2212	76.3	91.2
0-180	2426	83.6	100.0

Calculations are for 28 watt T5 lamps, for 54 watt T5 lamps multiply by 1.7

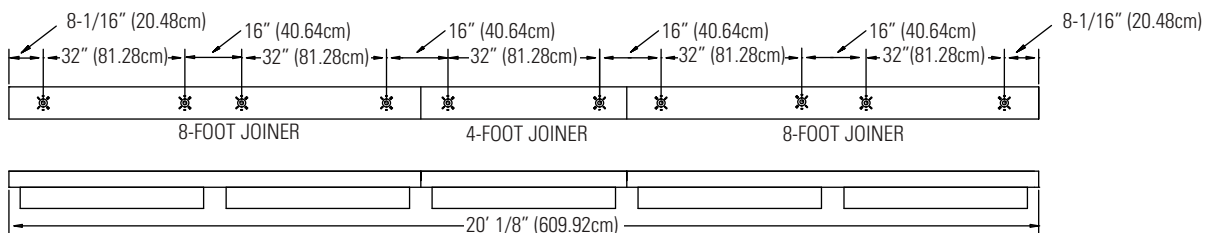
Quick Calculators



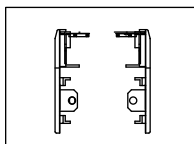
Fixture Lengths & Mounting Locations



Sample Run



End Set



End Set
 SEWHLC (white)
 SEALLC (aluminum)

Job Information

Type:

631 Airport Road, Fall River, MA 02720 • (508) 679-8131 • Fax (508) 674-4710
 We reserve the right to change details of design, materials and finish.
 www.lightolier.com © 2008 Philips Group • C1008