

PB2A117EBTL = (Trimless) Black
PB2A117EWTL = (Trimless) White

PB2A117EBL = (Flanged) Black
PB2A117EWL = (Flanged) White

Add a "1" for 120v or "2" for 277v at the end of the catalog number for voltage

Ceiling Cutout: 15 1/16" L x 8 3/16" W

Ordering Information: AR 111 Series B

Cat. No.	Lamp	Ceiling Trim	Aperture Finish
PB2A117EBL	(2) 75W AR 111	Overlap	Black with White Flange
PB2A117EWL	(2) 75W AR 111	Overlap	White with White Flange
PB2A117EBTL	(2) 75W AR 111	Trimless	Black
PB2A117EWTL	(2) 75W AR 111	Trimless	White

Add a "1" for 120v or "2" for 277v at the end of the catalog number for voltage

Features

- Aperture Frame:** Provides clean support for lamp holders and overlapping flange or trimless installation. Extruded aluminum. Rigidly welded together on all corners.
- Media Cartridge:** Allows convenient loading and removal of up to one accessory. Easily installed and removed for lamping with a simple twisting motion. Constructed of formed aluminum.
- Adjustable Ring:** Allows 360° horizontal and 40° (on width) and 45° (on diagonal) vertical adjustment.
- Tortionite Spring:** For easy installation of aperture frame.
- Housing:** Die-formed 22 ga. steel. Finish: Black.
- Mounting Brackets:** Adjustable vertically from outside of housing.
- Thermal Protector:** Meets NEC, UL and CSA requirements.
- Junction Box:** 14 ga. steel, 4" x 3 1/2" x 2" box. Allows inspection from below.
- Lamp and Accessory Support:** .032" steel, flared for easy entry of Media Cartridge.
- Lens Retaining Ring:** .093" spring steel rod. Holds accessories in place.
- Lamp Guard:** Heat resistant clear glass. Lamp manufacturers' requirement.
- Transformer Housing:** Die-formed 18 ga. steel.

Electrical

Electronic Transformers: Offer reliable operation and are accessible from below for servicing. 12V Secondary.

Dimming Controls: Use only dimmers specifically designed for use with electronic transformers. Low Voltage fixtures may produce audible sound when used with dimmers, which may be objectionable in acoustically critical areas.

UL/cUL listed for through branch circuit wiring with maximum of (8) no. 12 AWG 90°C.

Finish

All painted finishes are powder coated baked enamel.

Options and Accessories

Accessories: 4 3/4" dia. series, filters, lenses, screens and louvers. (2) accessories maximum, including lamp cover glass. Lamp guard glass may be replaced with solid glass accessory.

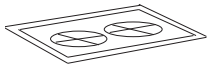
Labels

UL/cUL (Suitable for Damp Location), I.B.E.W.

Job Information	Type:
Job Name:	
Cat. No.:	
Lamp(s):	
Notes:	

Lightolier a Genlyte Company
631 Airport Road, Fall River, MA 02720 • (508) 679-8131 • Fax (508) 674-4710
We reserve the right to change details of design, materials and finish.
© 2006 Genlyte Group LLC • C0306

LIGHTOLIER®



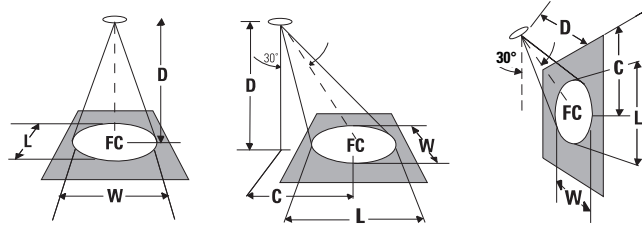
(FC) is initial footcandles at center of beam.







Beam length (L) and beam width (W) are to where the candlepower is reduced to 50% of the center beam candlepower.

CBCP is center beam candlepower.

(C) is distance to the center of the beam.

Lamp data shown is typical, and is based on bare lamp photometrics. Contact lamp manufacturers for availability and performance.



				0° Aiming Angle				30° Aiming Angle					30° Aiming Angle				
Lamps	Beam Spread (To 50% CBCP)	CBCP	Rated Life (Hrs.)	D	FC	L	W	D	C	FC	L	W	D	C	FC	L	W
MR16 LOW VOLTAGE HALOGEN BI-PIN LAMPS																	
		25000	2000	10'	250	1.7'	1.7'	8'	4.6'	254	1.9'	1.6'	4'	6.9'	195	2.9'	1.4'
75W AR111 SP	10°			15'	111	2.6'	2.6'	12'	6.9'	113	2.8'	2.4'	6'	10.4'	87	4.3'	2.1'
				20'	63	3.5'	3.5'	16'	9.2'	63	3.7'	3.2'	8'	13.9'	49	5.7'	2.8'
				25'	40	4.4'	4.4'	20'	11.5'	41	4.7'	4.0'	10'	17.3'	31	7.2'	3.5'
		4500	2000	6'	125	3.2'	3.2'	5'	2.9'	117	3.7'	3.1'	2'	3.5'	141	5.5'	2.1'
75W AR111 FL	30°			8'	70	4.3'	4.3'	7'	4.0'	60	5.1'	4.3'	3'	5.2'	63	8.2'	3.2'
				10'	45	5.4'	5.4'	9'	5.2'	36	6.6'	5.6'	4'	6.9'	35	10.9'	4.3'
				12'	31	6.4'	6.4'	11'	6.4'	24	8.1'	6.8'	5'	8.7'	23	13.7'	5.4'
		1300	2000	3'	144	3.5'	3.5'	3'	1.7'	94	5.2'	4.0'	1'	1.7'	163	*	2.3'
75W AR111 WFL	60°			5'	52	5.8'	5.8'	5'	2.9'	34	8.7'	6.7'	2'	3.5'	41	*	4.6'
				7'	27	8.1'	8.1'	7'	4.0'	17	12.1'	9.3'	3'	5.2'	18	*	6.9'
				9'	16	10.4'	10.4'	9'	5.2'	10	15.6'	12.0'	4'	6.9'	10	*	9.2'

Job Information

Type:

Lightolier a Genlyte Company

www.lightolier.com

631 Airport Road, Fall River, MA 02720 • (508) 679-8131 • Fax (508) 674-4710

We reserve the right to change details of design, materials and finish.

© 2006 Genlyte Group LLC • C0306

LIGHTOLIER®