

**HOUSING**


Dimensions	Length	Width	Height	Cutout
Standard Housing	11-1/8"	13-5/8"	H"	5-1/8"
Chicago Plenum	11-1/8"	13-5/8"	H"	

Height varies with socket position; see reflector line drawing below for overall fixture height. Add 1/2" height for Chicago Plenum option.

**4" Non-Ferrous Downlight**

A19  
PAR16/20  
R20

Non-ferrous downlight for MRI suites. Medium and wide beam distribution for general and task lighting from a variety of vertically mounted incandescent and halogen lamps. Adjustable socket position maintains focus for varied reflector types. Rated for DC operation.



**HOUSING**

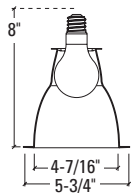
**HD4MRI**=Non-Ferrous Incandescent  
**HD4MRICP**=Non-Ferrous Incandescent, Chicago Plenum

**ACCESSORIES**

**TRR4**=Rimless Trim Ring, White\*

\*Not compatible with Self Flange

**TRIM**



**TRIM**

**4501**=Self Flanged

**FINISH**

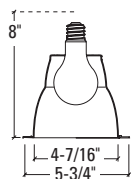
**LI**=Low Iridescent Clear  
**H**=Haze  
**WMH**=Warm Haze  
**G**=Gold  
**WH**=Wheat  
**B**=Black  
**W**=Gloss White  
**GP**=Graphite  
**GPH**=Graphite Haze  
**K**=Cognac  
**KH**=Cognac Haze

**OPTIONS**

**WF**=White Painted Flange (Self Flanged only)  
**DR**=Derated Wattage Label

**Open Downlight**

A19 100W Max (Medium Beam)



**TRIM**

**4551**=Self Flanged  
**4550**=Molded Trim Ring, White

**FINISH**

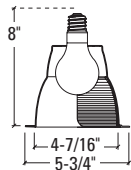
**LI**=Low Iridescent Clear  
**H**=Haze  
**WMH**=Warm Haze  
**G**=Gold  
**WH**=Wheat  
**B**=Black  
**W**=Gloss White  
**GP**=Graphite  
**GPH**=Graphite Haze  
**K**=Cognac  
**KH**=Cognac Haze

**OPTIONS**

**WF**=White Painted Flange (Self Flanged only)  
**DR**=Derated Wattage Label

**Open Downlight**

A19 100W Max (Wide Beam)



**TRIM**

**4511**=Single Wall Wash, Self Flanged  
**4510**=Single Wall Wash, Molded Trim Ring, White  
**4521**=Double Wall Wash, Self Flanged  
**4520**=Double Wall Wash, Molded Trim Ring, White  
**4531**=Corner Wall Wash, Self Flanged  
**4530**=Corner Wall Wash, Molded Trim Ring, White

**FINISH**

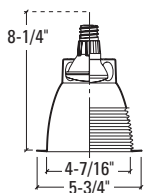
**LI**=Low Iridescent Clear  
**H**=Haze  
**WMH**=Warm Haze  
**G**=Gold  
**WH**=Wheat  
**B**=Black  
**W**=Gloss White  
**GP**=Graphite  
**GPH**=Graphite Haze  
**K**=Cognac  
**KH**=Cognac Haze

**OPTIONS**

**WF**=White Painted Flange (Self Flanged only)  
**DR**=Derated Wattage Label

**Open Wall Wash**

GRUVI  
A19 100W Max



**TRIM**

**4201**=Self Flanged  
**4200**=Molded Trim Ring, White

**FINISH**

**LI**=Low Iridescent Clear  
**H**=Haze  
**WMH**=Warm Haze  
**G**=Gold  
**WH**=Wheat  
**B**=Black  
**W**=Gloss White  
**GP**=Graphite  
**GPH**=Graphite Haze  
**K**=Cognac  
**KH**=Cognac Haze  
**BB**=Black Baffle (4200 only)  
**WB**=White Baffle (4200 only)

**OPTIONS**

**WF**=White Painted Flange (Self Flanged only)  
**DR**=Derated Wattage Label

**Open Downlight**

PAR16/20 60W Max  
R20 60W Max



**Ordering Example**

Housing, Trim, Accessories and Lamps ordered as separate line items.

Housing	Trim	Accessories
<b>HD4MRI</b>	<b>4501LI</b>	<b>TRR4</b>