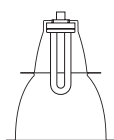


7" DOWNLIGHT ELEMENTS



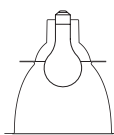
E7T

50° Cutoff Reflector

Add Cone Color and Flange style

Module/Lamp: P7 with M42T Module: 26/34/42W Triple Compact Fluorescent
 PN7 with M42T Module: 26/34/42W Triple Compact Fluorescent
 P7 with M32TLUTRON Module: 32W Triple Compact Fluorescent
 PN7 with M32TLUTRON Module: 32W Triple Compact Fluorescent
 P7 with M42T277 Module: 26/34/42W Triple Compact Fluorescent
 An Emergency version is available for compact fluorescent units.

Dimensions: OD: 8 1/4" (210mm) Aperture: 6 3/4" (172mm)



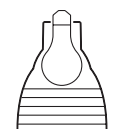
E7A21

50° Cutoff Reflector

Add Cone Color and Flange style

Module/Lamp: P7 with M120 Module: 150W A21, 100W BT15, 90W TB19, 100W MB19
 PN7 with M120 Module: 150W A21, 100W BT15, 90W TB19, 100W MB19

Dimensions: OD: 8 1/4" (210mm) Aperture: 6 3/4" (172mm)




E7A21BB

50° Cutoff Baffle

Add Baffle Finish

Module/Lamp: P7 with M120 Module: 150W A21, 100W BT15, 90W TB19, 100W MB19
 PN7 with M120 Module: 150W A21, 100W BT15, 90W TB19, 100W MB19

Dimensions: OD: 8 1/4" (210mm) Aperture: 6 3/4" (172mm)



E7P38

50° Cutoff Reflector

Add Cone Color and Flange style

Module/Lamp: P7 with M120 Module: 150W PAR38, 100W HIR38, 125W BR40, 100W PAR38 HEAT/R
 PN7 with M120 Module: 250W PAR38, 100W HIR38, 125W BR40, 175W PAR38/HEAT/R

Dimensions: OD: 8 1/4" (210mm) Aperture: 6 3/4" (172mm)



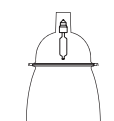

E7P38BB

50° Cutoff Baffle

Add Baffle Finish

Module/Lamp: P7 with M120 Module: 100W PAR38, 100W HIR38
 PN7 with M120 Module: 100W PAR38, 100W HIR38

Dimensions: OD: 8 1/4" (210mm) Aperture: 6 3/4" (172mm)



E7QT4

50° Cutoff Reflector

Add Cone Color and Flange style

Module/Lamp: P7 with MQT4 Module: Q150T4/MC
 PN7 with MQT4 Module: Q150T4/MC

Dimensions: OD: 8 1/4" (210mm) Aperture: 6 3/4" (172mm)



7" ADJUSTABLE ACCENT ELEMENTS



E7AA

Angle Cut Reflector

Add Cone Color and Flange style

Module/Lamp: P7 with M7P36 Module: 50W PAR36, 75W AR111 - adjusts to 45°
 P7 with M7P38 Module: 90W PAR38, 80W PAR38/HIR - adjusts to 30°
 P7 with M7P383 Module: 90W PAR38/3 - adjusts to 30°
 P7 with M7P36 Module: 50W PAR36, 75W AR111 - adjusts to 45°
 PN7 with M7P38 Module: 250W PAR38, 100W PAR38/HIR - adjusts to 30°
 PN7 with M7P383 Module: 150W PAR38/3 - adjusts to 30°

Dimensions: OD: 8 1/4" (210mm) Aperture: 6 3/4" (172mm)

