

60 Amp Busway - Recessed Trimless Mounted One or Two Circuit - 12V / 120V / 277V AR60R

Catalog # _____

Type _____

Project _____

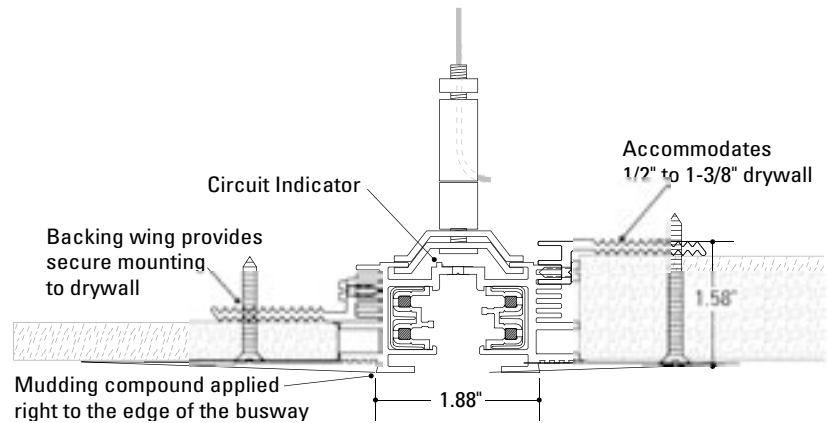
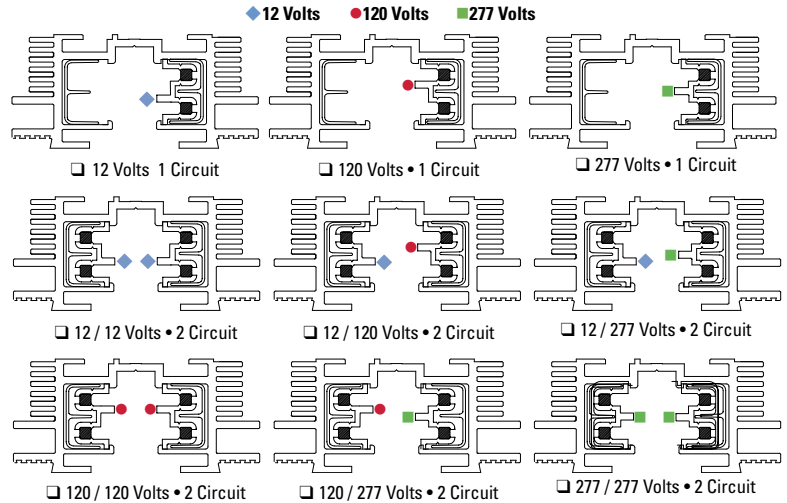
Constructed of extruded aluminum channel with a continuous insulator. Continuous access slot allows fixtures to be attached at any location, as close together or as far apart as desired. Installs seamlessly into drywall ceiling.

- **ACCOMMODATES DRYWALL CEILINGS FROM 1/2" TO 1-3/8" THICK.**
- **CEILING MUDDING COMPOUND IS APPLIED RIGHT TO THE EDGE OF THE OPENING**
- **COMPATIBLE WITH ALL PROFILE SERIES FIXTURES**


Busway is offered in three voltage types and in one or two circuits. Voltage can be mixed in two circuit configurations, for example: Two circuit channel with 12 Volts on one circuit and 277 Volts on the second circuit. Each circuit is rated for 300 Volts maximum. The housing serves as a 100% capacity ground.

A full selection of powerfeeds and connectors are available.

- Manufactured with 6000 series aluminum
- Can accommodate 1/2" - 1 3/8" drywall
- Provides seamless installation
- 300V Rating
- Continuous Access Slot
- Internally Polarized
- Solid Copper Conductors
- Up to 10' Support Intervals
- Durable Powder Coat Finish



U.S. Patent Number: 6,517,363

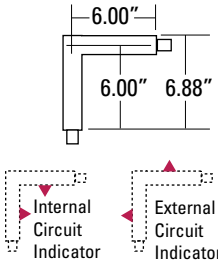
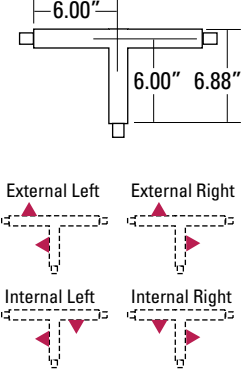
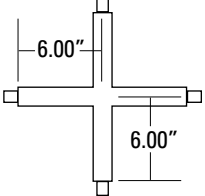
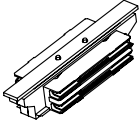
Item	Busway Length	Circuits / Voltage	Finish
<input type="checkbox"/> AR60R 60 Amp Busway Section for Recessed Mounting 	<input type="checkbox"/> Specify Length (from 1 to 20 feet in 6" increments)	<input type="checkbox"/> 1-12 1 Circuit / 12 Volts	<input type="checkbox"/> WH White
		<input type="checkbox"/> 1-120 1 Circuit / 120 Volts	<input type="checkbox"/> BK Black
		<input type="checkbox"/> 1-277 1 Circuit / 277 Volts	<input type="checkbox"/> IS Industrial Silver
		<input type="checkbox"/> 2-12-12 2 Circuit / 12 Volts + 12 Volts	<input type="checkbox"/> PT Custom Finish
		<input type="checkbox"/> 2-12-120 2 Circuit / 12 Volts + 120 Volts	
		<input type="checkbox"/> 2-12-277 2 Circuit / 12 Volts + 277 Volts	
		<input type="checkbox"/> 2-120-120 2 Circuit / 120 Volts + 120 Volts	
		<input type="checkbox"/> 2-120-277 2 Circuit / 120 Volts + 277 Volts	
		<input type="checkbox"/> 2-277-277 2 Circuit / 277 Volts + 277 Volts	
		AR60R	

Ordering Example: AR60R - 20 - 2-12-277 - IS

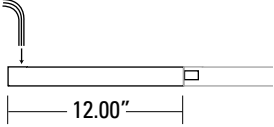
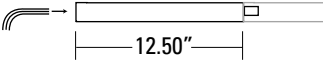
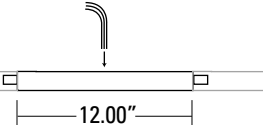
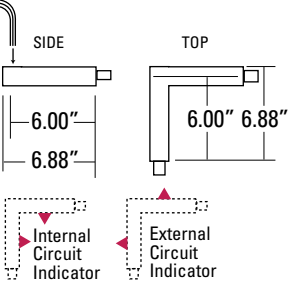
Description: 60 Amp Busway Section for Recessed Mounting - 20 foot length - 2 Circuit (12 Volts + 277 Volts) - Industrial Silver Finish



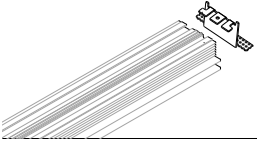

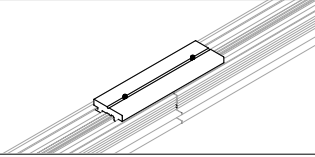
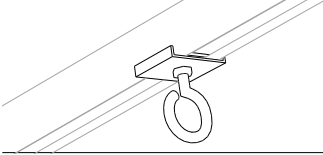
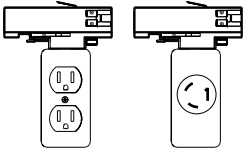
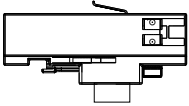
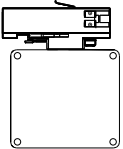
CONNECTORS FOR RECESSED/TRIMLESS MOUNTED BUSWAY

	Item	Circuits	Finish
 <p>6.00" 6.00" 6.88"</p> <p>Internal Circuit Indicator</p> <p>External Circuit Indicator</p>	<input type="checkbox"/> AR60LIR 'L' Connector - Recessed Mount Internal Circuit Indicator <input type="checkbox"/> AR60LER 'L' Connector - Recessed Mount External Circuit Indicator	<input type="checkbox"/> 1 1 Circuit <input type="checkbox"/> 2 2 Circuit	<input type="checkbox"/> WH White <input type="checkbox"/> BK Black <input type="checkbox"/> IS Industrial Silver <input type="checkbox"/> PT Custom Finish
 <p>6.00" 6.00" 6.88"</p> <p>External Left</p> <p>External Right</p> <p>Internal Left</p> <p>Internal Right</p>	<input type="checkbox"/> AR60TIRR 'T' Connector - Recessed Mount Internal Circuit Indicator Right <input type="checkbox"/> AR60TILR 'T' Connector - Recessed Mount Internal Circuit Indicator Left <input type="checkbox"/> AR60TERR 'T' Connector - Recessed Mount External Circuit Indicator Right <input type="checkbox"/> AR60TELR 'T' Connector - Recessed Mount External Circuit Indicator Left	<input type="checkbox"/> 1 1 Circuit <input type="checkbox"/> 2 2 Circuit	<input type="checkbox"/> WH White <input type="checkbox"/> BK Black <input type="checkbox"/> IS Industrial Silver <input type="checkbox"/> PT Custom Finish
 <p>6.00" 6.00"</p>	<input type="checkbox"/> AR60XR 'X' Connector - Recessed Mount	<input type="checkbox"/> 1 1 Circuit <input type="checkbox"/> 2 2 Circuit	<input type="checkbox"/> WH White <input type="checkbox"/> BK Black <input type="checkbox"/> IS Industrial Silver <input type="checkbox"/> PT Custom Finish
	<input type="checkbox"/> AR60BC Bus Connector (Connects two live busway ends)	<input type="checkbox"/> 1 1 Circuit <input type="checkbox"/> 2 2 Circuit	<input type="checkbox"/> WH White <input type="checkbox"/> BK Black <input type="checkbox"/> IS Industrial Silver

POWERFEEDS FOR RECESSED/TRIMLESS MOUNTED BUSWAY

	Item	Circuits	Finish
	<input type="checkbox"/> AR60PFR End Feed (Top) for Recessed Mounting	<input type="checkbox"/> 1 1 Circuit <input type="checkbox"/> 2 2 Circuit	<input type="checkbox"/> WH White <input type="checkbox"/> BK Black <input type="checkbox"/> IS Industrial Silver <input type="checkbox"/> PT Custom Finish
	<input type="checkbox"/> AR60EFR End Feed (End) for Recessed Mounting	<input type="checkbox"/> 1 1 Circuit <input type="checkbox"/> 2 2 Circuit	<input type="checkbox"/> WH White <input type="checkbox"/> BK Black <input type="checkbox"/> IS Industrial Silver <input type="checkbox"/> PT Custom Finish
	<input type="checkbox"/> AR60CFR Center Feed (Top) for Recessed Mounting	<input type="checkbox"/> 1 1 Circuit <input type="checkbox"/> 2 2 Circuit	<input type="checkbox"/> WH White <input type="checkbox"/> BK Black <input type="checkbox"/> IS Industrial Silver <input type="checkbox"/> PT Custom Finish
	<input type="checkbox"/> AR60LFIR 'L' Feed - Recessed Mount Internal Circuit Indicator <input type="checkbox"/> AR60LFR 'L' Feed - Recessed Mount External Circuit Indicator	<input type="checkbox"/> 1 1 Circuit <input type="checkbox"/> 2 2 Circuit	<input type="checkbox"/> WH White <input type="checkbox"/> BK Black <input type="checkbox"/> IS Industrial Silver <input type="checkbox"/> PT Custom Finish

ACCESSORIES FOR RECESSED/TRIMLESS BUSWAY

	Item	Finish	
	<input type="checkbox"/> AR60ECR End Cap w/ Set Screw	<input type="checkbox"/> WH White <input type="checkbox"/> BK Black <input type="checkbox"/> IS Industrial Silver <input type="checkbox"/> PT Custom Finish	
	<input type="checkbox"/> AR60CS Closure Strip - 96" Length - Field Cuttable (Covers open/unused busway slot)	<input type="checkbox"/> WH White <input type="checkbox"/> BK Black <input type="checkbox"/> IS Industrial Silver	
	<input type="checkbox"/> AR60HC Housing Coupler (Provides joint support above busway)	<input type="checkbox"/> WH White <input type="checkbox"/> BK Black <input type="checkbox"/> IS Industrial Silver <input type="checkbox"/> PT Custom Finish	
	<input type="checkbox"/> AR60HB Hanger Bolt Attachment Non-electrical device for suspension of accessories from the Busway.	<input type="checkbox"/> WH White <input type="checkbox"/> BK Black <input type="checkbox"/> IS Industrial Silver <input type="checkbox"/> PT Custom Finish	
	Item	Voltage	Finish
	<input type="checkbox"/> AR60RC 3 Prong Receptacle Box (120V only) <input type="checkbox"/> AR60RCTL Twist-Lock Receptacle Box 15 Amp fused receptacle in J-Box with Busway adapter.	<input type="checkbox"/> 120 <input type="checkbox"/> 277	<input type="checkbox"/> WH White <input type="checkbox"/> BK Black <input type="checkbox"/> IS Industrial Silver <input type="checkbox"/> PT Custom Finish
	<input type="checkbox"/> AR60FA Fixture/Pendant Adapter Busway adapter to accommodate fixtures by others. Fused 15 Amp Max.	<input type="checkbox"/> 12 <input type="checkbox"/> 120 <input type="checkbox"/> 277	<input type="checkbox"/> WH White <input type="checkbox"/> BK Black <input type="checkbox"/> IS Industrial Silver
	<input type="checkbox"/> AR60JB J-Box Powertap Busway adapter with attached j-box to provide power for non-lighting equipment. Fused 15 Amp Max.	<input type="checkbox"/> 12 <input type="checkbox"/> 120 <input type="checkbox"/> 277	<input type="checkbox"/> WH White <input type="checkbox"/> BK Black <input type="checkbox"/> IS Industrial Silver <input type="checkbox"/> PT Custom Finish