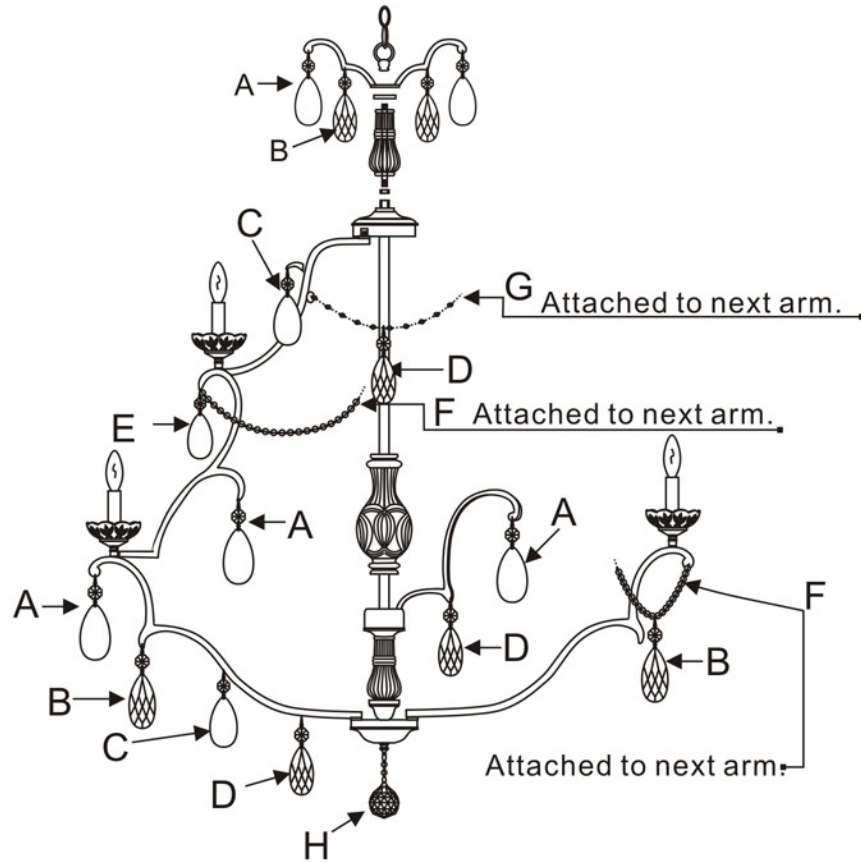








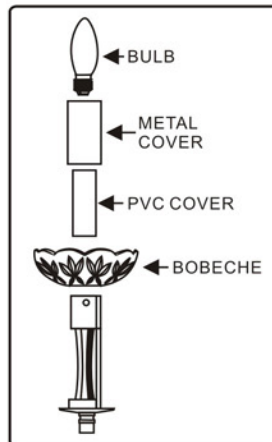


MODEL#:32465 ASSEMBLY AND DRESSING INSTRUCTIONS




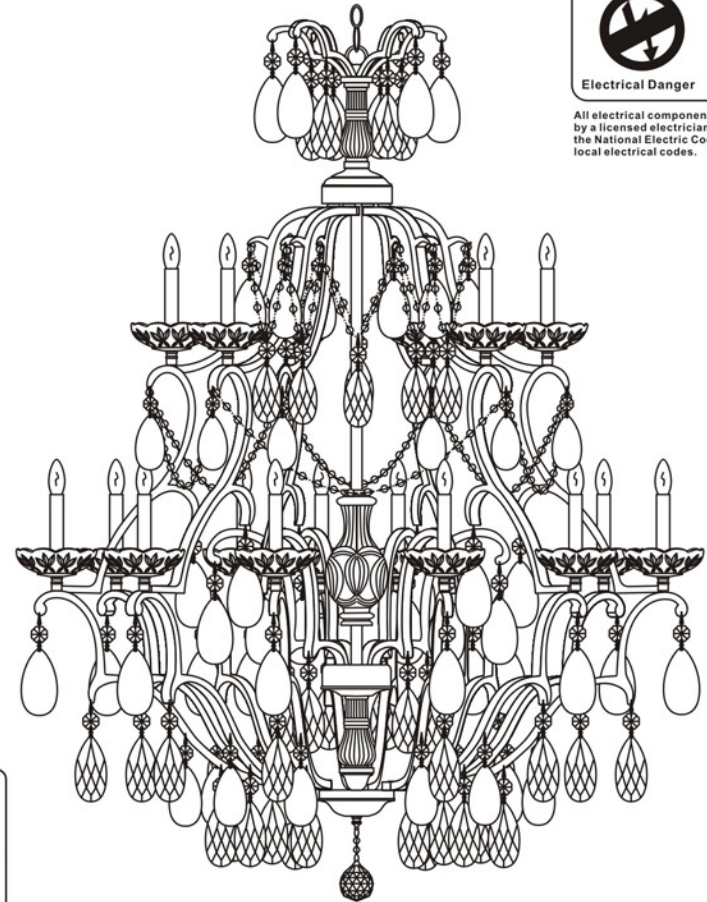
- A=  (14mm+76mm)\*30sets
- B=  (14mm+76mm)\*30sets
- C=  (14mm+63mm)\*18sets
- D=  (14mm+63mm)\*24sets
- E=  (14mm+50mm)\*6sets
- F=  (8mmx22pcs)\*18sets
- G=  (8mmx10pcs)\*6sets
- H=  (8mmx2pcs + 50mm)\*1pc



ITEM NUMBER:# 32465 INSTRUCTIONS



All electrical components must be installed by a licensed electrician in accordance with the National Electric Code and the appropriate local electrical codes.



You will need 18- Cand. Bulb  
25 Watts Recommended  
40 Watts Max  
Bulb not included.

TI-32465 - 2008/2/18

