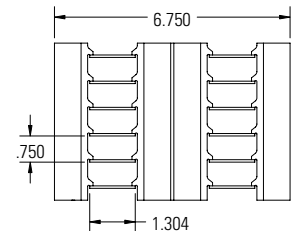


2. Pattern Pierced



4. Louver

Ordering Information

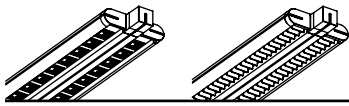
F72	2	3		1			
Style F72= Rectangle	Lamps 2 = Lamps	Length 3 = 3 Foot	Wattage 7 = 39W 8 = 39W Dimming	Voltage 1 = 120V	Type 2 = Pattern Pierced 4 = Louver	Color AL = Aluminum WH = White	Mounting F = Floor Stand P = Panel Bolt-on E = Expandable Bracket B = Binder Bin
Example = F7223714ALP							

Features

- Housing:** High purity extruded aluminum, a portion from recycled material.
- F7200:** Oval shape.
- Housing end:** Die-cast aluminum, welded to the housing.
- Finish:** Powder coat baked enamel. Standard colors: white or aluminum.
- Shielding:** Perforated pierced pattern or louver.
- Lamp:** 2x39 watt T5HO lamps (included).
- Ballast:** Electronic and meets ANSI starting, end of life protection, THD and sound rating specifications.
- Switching:** On/off switch on stem. Optional cord switch available.
- Wiring:** 3-wire cord with grounded low profile plug. Minimum length 9 feet.
- Listing:** UL/cUL listed.

Job Information	Type:
Job Name:	
Cat. No.:	
Lamp(s):	
Notes:	

Lightolier a Genlyte company www.lightolier.com
 631 Airport Road, Fall River, MA 02720 • (508) 679-8131 • Fax (508) 674-4710
 We reserve the right to change details of design, materials and finish.
 © 2007 Genlyte Group LLC • A0107



Candlepower Curve

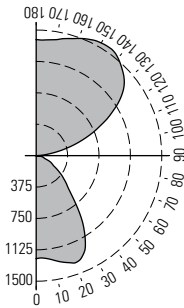
Report No:
ITL54678.IES.MOD

Catalog No:
F7223714xxx

Lamps:
2-F39T5/HO

Lumens:
3500 each

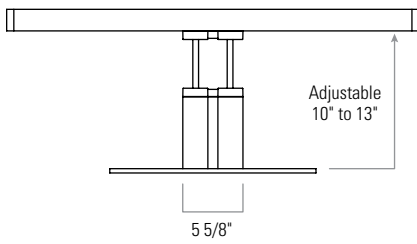
Efficiency:
78.6%



Coefficients of Utilization

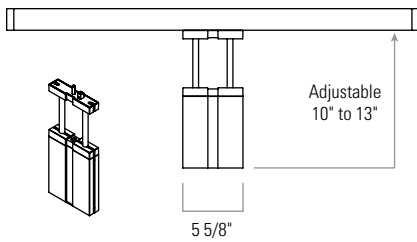
		% Effective Ceiling Cavity Reflectance					
		80	70	50			
		% Wall Reflectance					
		50	30	10	50	30	10
0	52	52	45	45	45	33	33
1	45	43	42	40	38	37	29
2	40	37	34	35	32	30	25
3	35	31	28	31	28	25	22
4	31	27	24	27	24	21	20
5	27	23	21	24	21	18	18
6	24	21	18	21	18	16	16
7	22	18	15	19	16	14	14
8	20	16	13	17	14	12	13
9	18	14	12	16	13	11	12
10	16	13	11	14	11	9	11

Zone	Zonal Lumens	Summary % Barelamp	% Luminaire
0-90	1744	24.9	31.7
90-180	3761	53.7	68.3
0-180	5505	78.6	100.0



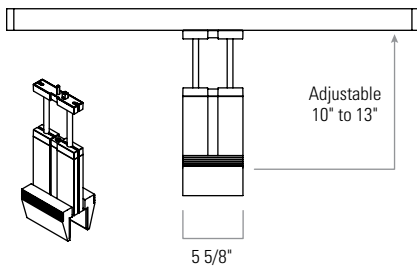
Binder Bin Mount Weighted Base

Weighted base allows fixture to sit atop shelves or overhead cabinets. Not recommended for use in seismic areas.



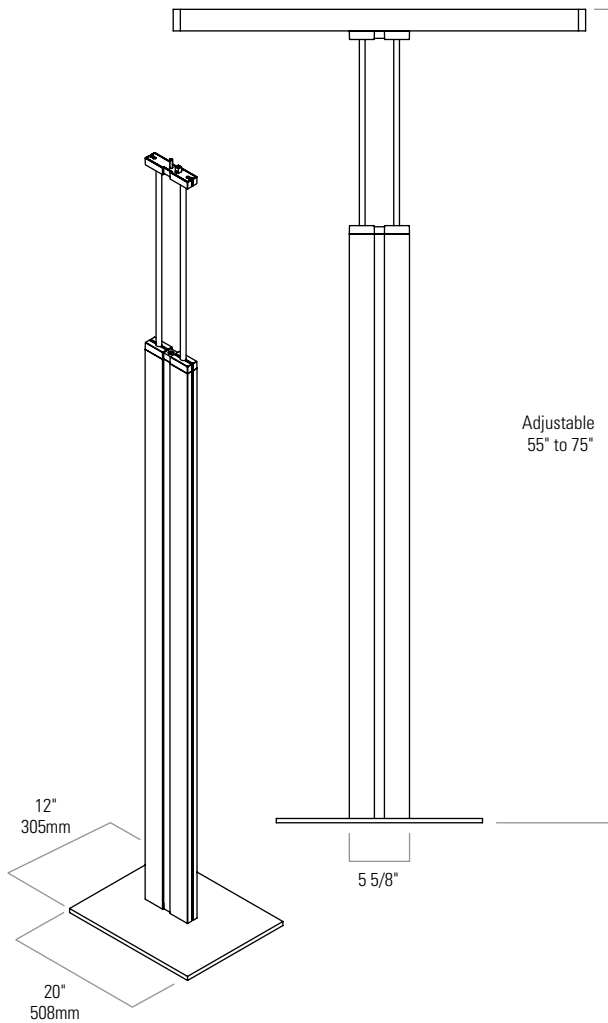
Panel Mount (Bolt-On)

Bolts to the top of furniture systems or short walls. A small steel bracket is bolted through the top cap. The stem assembly slides onto this bracket and is held in place with hidden set screws.



Expandable Bracket

This adjustable bracket clamps onto furniture systems ranging from 2" to 4" thick.



Floor Stand

Job Information Type:

Lightolier a Genlyte company www.lightolier.com
 631 Airport Road, Fall River, MA 02720 • (508) 679-8131 • Fax (508) 674-4710
 We reserve the right to change details of design, materials and finish.
 © 2007 Genlyte Group LLC • A0107