

Ordering Information

Type	Module	Ballast & Voltage
ST624	<input type="checkbox"/>	<input type="checkbox"/>
	J = Joiner EJ = End I = Individual	E81 = T8 Electronic 120V E82 = T8 Electronic 277V HD1 = T8 Electronic PowerSpec® HDF 120V HD2 = T8 Electronic PowerSpec® HDF 277V M71 = T8 Electronic Dimming Ballast 120V M72 = T8 Electronic Dimming Ballast 277V

Features

- Housing:** 20 gauge precision die-formed steel with a 22 gauge precision die-formed steel end plate. No exposed fasteners.
- Lamp:** Two T8 fluorescent lamps. Provided by others.
- Reflector:** 22 gauge precision die-formed pre-painted white, minimum reflectance 90%.
- Louver:** Straight blade die-formed 22 gauge steel. Finished to match housing. Blades on 2" (5.08cm) centers.

Electrical

Specify 120 volt or 277 volt. 3 conductor, 12 gauge wire. Color-coded quick connectors allow ease of connection for joiner modules. For special circuiting, consult factory. Rapid start, HPF, class "P" thermally protected. Powerspec HDF dimming ballast. Factory installed ballast disconnect allows the ballast to be disconnected from and reconnected to incoming power under load without turning the entire circuit off.

Mounting

Cable Suspension (not shown) - 4-1/2" (11.43cm) diameter flat canopy finished enamel white. 1/16" (0.16cm) diameter stainless steel aircraft cable adjustable up to 36" (91.44cm). Adjustable cable gripper with cable adjustment.

Stem Suspension (not shown) - 4-1/2" (11.43cm) diameter flat canopy finished enamel white. 1/2" (1.27cm) diameter stem. Chrome plate or white finish. Can be cut to length on job. Self-aligning swivel provides adjustability up to 38°. The stem assembly shall meet or exceed the requirements set forth in the State of California Uniform Building Code for suspended lighting fixtures installed in seismic zone four.

Surface (not shown) - Mounts with standard screws for fasteners.

Finish

Powder coated baked white enamel. Custom colors available, consult factory.

Ordering Instructions

Individual Fixtures:

- Order number of 4-foot INDIVIDUAL FIXTURES.
- Order two STEM or CABLE ASSEMBLIES per fixture.

Continuous Runs:

- Determine run length.
- Order two 4-foot end FIXTURES per run.
- Order appropriate number of 4-foot JOINER FIXTURES to complete the run.
- Order one STEM or CABLE ASSEMBLY per fixture in the run plus one.

Labels

UL, cUL and I.B.E.W.

Job Information

Type:

Job Name:

Cat. No.:

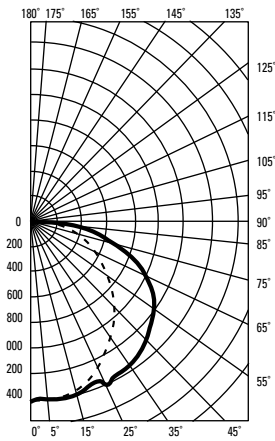
Lamp(s):

Notes:

631 Airport Road, Fall River, MA 02720 • (508) 679-8131 • Fax (508) 674-4710
We reserve the right to change details of design, materials and finish.
www.lightolier.com © 2008 Philips Group • C1108

Performance

CANDLE POWER CURVE



REPORT NO: 0034FR
LAMPS: 2-F32T8
LUMENS: 2900
EFFICIENCY: 76.2%

CANDLE POWER SUMMARY

ZONE DEG.	0	22	45	67	90
180	0	0	0	0	0
175	0	0	0	0	0
165	0	0	0	0	0
155	0	0	0	0	0
145	0	0	0	0	0
135	0	0	0	0	0
125	0	0	0	0	0
115	0	0	0	0	0
105	0	0	0	0	0
95	0	0	0	0	0
90	24	67	162	237	203
85	56	110	243	355	335
75	131	199	397	606	662
65	229	285	537	834	980
55	407	482	720	999	1165
45	656	721	903	1143	1277
35	900	950	1083	1259	1345
25	1124	1155	1247	1356	1397
15	1315	1323	1364	1415	1391
5	1444	1434	1431	1434	1394
0	1443	1443	1443	1443	1443

COEFFICIENTS OF UTILIZATION

ROOM CAVITY RATIO	% EFFECTIVE CEILING CAVITY REFLECTANCE								
	80			70			50		
	% WALL REFLECTANCE								
	50	30	10	50	30	10	50	30	10
0	91	91	91	89	89	89	85	85	85
1	78	74	71	76	73	70	73	70	68
2	68	62	58	66	61	57	63	59	56
3	60	53	48	58	52	48	56	51	47
4	53	46	41	52	46	40	50	44	40
5	47	40	34	46	39	34	44	38	34
6	42	35	30	41	34	29	40	34	29
7	37	31	26	37	30	26	36	30	26
8	34	27	22	33	27	22	32	26	22
9	30	24	19	30	24	19	29	23	19
10	28	21	17	27	21	17	26	21	17

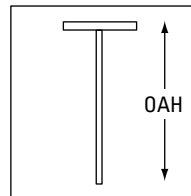
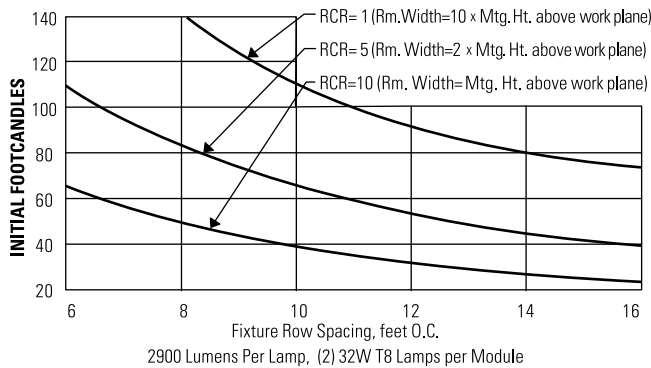
20% FLOOR CAVITY REFLECTANCE

ZONAL LUMENS AND PERCENTAGES

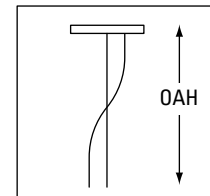
ZONE	LUMENS	% LAMP	% LUMINAIRE
0-90	4418	76.2	100.00
90-180	0	.00	0.00
0-180	4418	76.2	100.00

Efficiency = 76.2%

Quick Calculators and Mounting Accessories

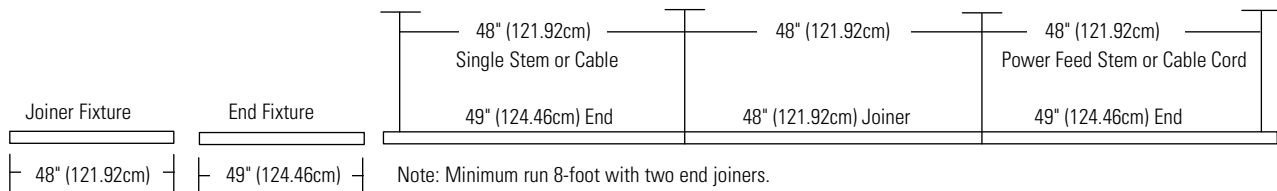


Single Stem Chrome
S12 = 12" (30.48cm) OAH
S18 = 18" (45.72cm) OAH
S24 = 24" (60.96cm) OAH
 Add WH for white stem



Cable Assemblies:
C36 (cable only),
CC36 (cable/straight cord feed)
CCC36 (cable/coiled cord feed)

Fixture Lengths & Mounting Locations and Sample Run



Note: Minimum run 8-foot with two end joiners.
 Order one stem or cable per module and one stem or cable per run.

Job Information **Type:**

631 Airport Road, Fall River, MA 02720 • (508) 679-8131 • Fax (508) 674-4710
 We reserve the right to change details of design, materials and finish.
 www.lightolier.com © 2008 Philips Group • C1108