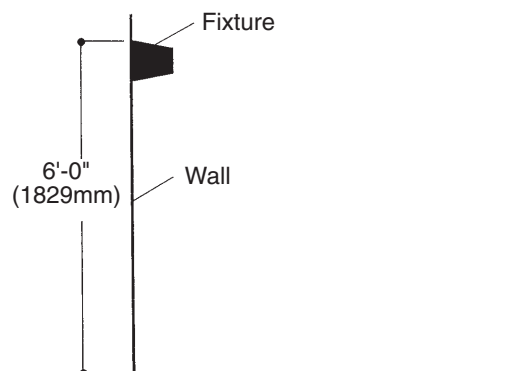
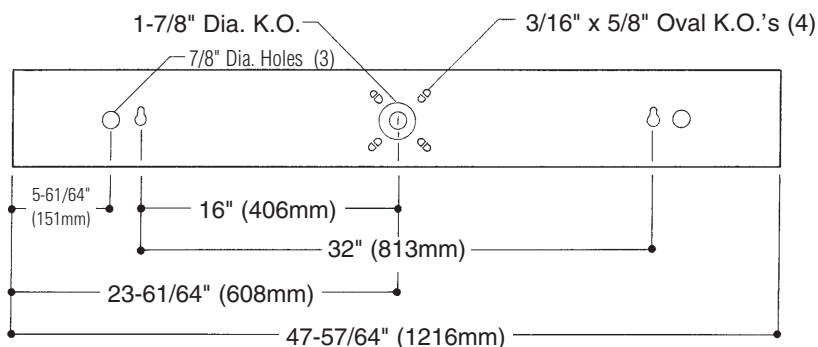


Lightolier

45 INDUSTRIAL WAY, WILMINGTON, MA 01887

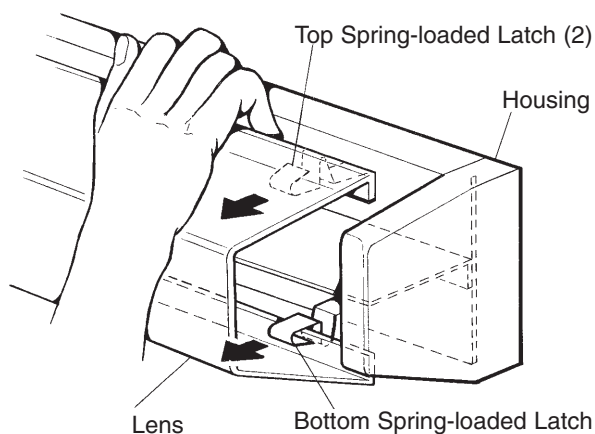
OVER BED (OB SERIES) INSTALLATION INSTRUCTIONS

1 DIMENSIONS



2 REMOVING LENS

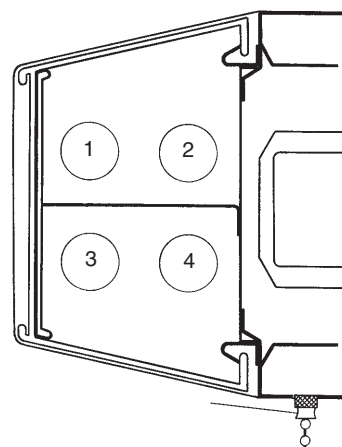
Place fingers between Lens and Housing. Pull Lens on Top and Bottom Spring-loaded Latches away from Housing. Release Lens from Bottom Spring-loaded Latches and lift Lens to clear Top Spring-loaded Latches to remove Lens.



3 INSTALLING LAMPS

For lamp (by others) installation follow diagram.

Four (4) lamp - positions 1, 2, 3, 4
 Three (3) lamp - positions 1, 2, 4
 Two (2) lamp - positions 2, 4



4 REPLACING LENS

Hook Lens onto Top Spring-loaded Latches. Hook Lens onto Bottom Spring-loaded Latches. Push Lens and Spring-loaded Latches towards Housing until Lens is secured to Housing.

