

Ordering Information

Type	Lamps	Length	Shielding	Ballast	Voltage	Finish
LSBW	1 1 = 1-Lamp T5	4 = 4-Foot 8 = 8-Foot	A A = Solid	28 = 28W T5 54 = 54W T5 5E = 54W T5 Emergency Pack 2E = 28W T5 Emergency Pack 5D = 54W T5 Dimming	1 = 120 Volt 2 = 277 Volt	AL = Aluminum WH = White

Complete ordering instructions below.

Features

- Housing:** Extruded aluminum. Die-cast end cap mechanically attached with no exposed fasteners or hardware.
- Lamping:** One T5, 28 or 54 watt (as specified) fluorescent lamp per 4-foot nominal section. Provided by others.
- Reflector:** Precision die-formed, semi-specular aluminum.

Electrical

Ballast - <10% T.H.D., .98 ballast factor, pre-heat start. 18 gauge wire. Color-coded quick connectors allow ease of connection for joiner modules. For special circuiting, consult factory. Factory installed ballast disconnect allows the ballast to be disconnected from and reconnected to incoming power under load without turning the entire circuit off.

Dimming - 120/277 VAC, 1% dimming level.

Emergency Battery Pack - 28 Watt: 520 Lumens @ 90 min.
54 Watt: 700 Lumens @ 90 min.

Mountings

Dual-screw, draw-tight connector to create hairline seam between joiner modules.

Finish

Powder coated baked white or aluminum finish.
Custom colors available, consult factory.

Labels

UL, cUL and I.B.E.W.

Ordering Instructions

Individual Fixtures:

- Order number of MODULES required.
- Order one END SET per MODULE.

Continuous Rows:

- Determine run length.
- Order the appropriate number of MODULES to complete the run.
- Order one END SET per run.

Job Information

Type:

Job Name:

Cat. No.:

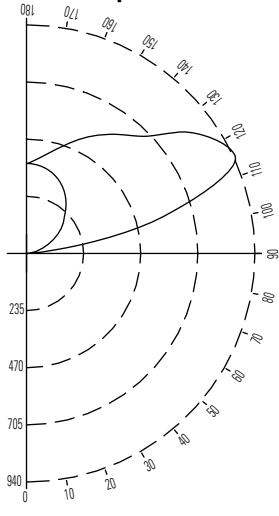
Lamp(s):

Notes:

631 Airport Road, Fall River, MA 02720 • (508) 679-8131 • Fax (508) 674-4710
We reserve the right to change details of design, materials and finish.
www.lightolier.com © 2008 Philips Group • B0908

Performance Distribution is Symmetrical

Candlepower Curve



Candlepower Summary

ZONE DEG. ↓	0	22	45	67	90
CANDELAS					
180	370	370	370	370	370
175	369	372	377	384	385
165	353	374	406	438	438
155	326	370	437	499	519
145	280	356	466	565	598
135	222	323	482	627	681
125	172	300	529	799	859
115	109	267	635	881	948
105	53	571	556	579	580
95	14	106	77	57	56
90	3	4	5	5	5
85	0	0	0	0	0
75	0	0	0	0	0
65	0	0	0	0	0
55	0	0	0	0	0
45	0	0	0	0	0
35	0	0	0	0	0
25	0	0	0	0	0
15	0	0	0	0	0
5	0	0	0	0	0
0	0	0	0	0	0

COEFFICIENTS OF UTILIZATION

% EFFECTIVE CEILING CAVITY REFLECTANCE

ZONE	% EFFECTIVE CEILING CAVITY REFLECTANCE								
	80			70			50		
	70	50	30	70	50	30	50	30	10
0	85	85	85	73	73	73	50	50	50
1	77	74	70	66	63	60	43	42	40
2	70	64	59	60	55	51	38	35	33
3	64	56	51	54	48	44	33	30	28
4	58	50	43	50	43	37	29	26	23
5	53	44	37	45	38	32	26	23	20
6	49	39	32	41	33	28	23	20	17
7	45	35	28	38	30	25	21	17	15
8	41	31	25	35	27	22	19	15	13
9	38	28	22	33	24	19	17	14	11
10	36	26	20	30	22	17	15	12	10

20% FLOOR CAVITY REFLECTANCE

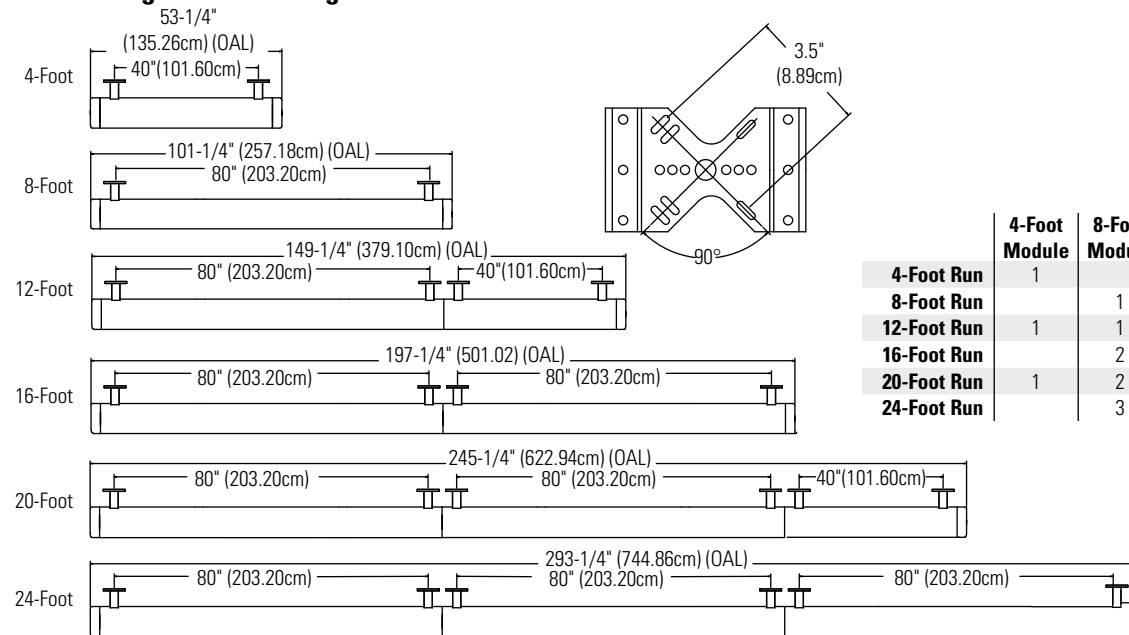
ZONAL LUMEN SUMMARY

ZONE	LUMENS	% BARELAMP	% LUMINAIRE
0 - 90	0	0.0	0.0
90 - 180	2588	89.2	100.0
0 - 180	2588	89.2	100.0

Calculations are for 28 watt T5 lamps. For 54 watt T5 lamps, multiply by 1.7.

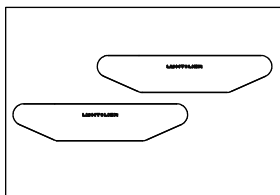
Report No: LRL 300-1Q
Cat No: LSB14A28
Lamps: 1 F28T5
Lumens: 2900
Efficiency: 89.2%

Fixture Lengths & Mounting Locations



	4-Foot Module	8-Foot Module	LSBWE
4-Foot Run	1		1
8-Foot Run		1	1
12-Foot Run	1	1	1
16-Foot Run		2	1
20-Foot Run	1	2	1
24-Foot Run		3	1

Accessories



End Set : LSBWEWH: White
 LSBWEAL: Aluminum
 Order one per run of fixtures.

Job Information

Type:

631 Airport Road, Fall River, MA 02720 • (508) 679-8131 • Fax (508) 674-4710
 We reserve the right to change details of design, materials and finish.
 www.lightolier.com © 2008 Philips Group • B0908